
INTERNATIONAL SERVICE OF GEOMAGNETIC INDICES

MONTHLY BULLETIN NOVEMBER 2017

This Bulletin is freely offered to interested Scientists thanks to the support of the hosting laboratory EOST and of French Organisations of Scientific Research (CNRS, INSU, BCMT). Special thanks are due to contributors (ISGI Collaborating Institutes) for providing the here published geomagnetic data within shortly possible delay.

Contents

1	IAGA Endorsed Geomagnetic Indices (non-definitive values)	2
1.1	<i>aa</i>	2
1.2	<i>am</i>	2
1.3	<i>Kp</i>	3
1.4	<i>Dst</i>	4
1.5	<i>PC</i>	5
1.6	<i>AE</i>	6
2	IAGA Endorsed Geomagnetic Events (non-definitive values)	7
2.1	<i>SC (SSC/SI)</i> and <i>SFE</i>	7
2.2	Classification of days	8
2.2.1	Truly magnetically very quiet (C) and quiet (K) periods (from <i>aa</i>)	9
2.2.2	10 international quietest days (Q1-10) and 5 most disturbed days (D1-5)	9

1 IAGA Endorsed Geomagnetic Indices (non-definitive values)

1.1 *aa*

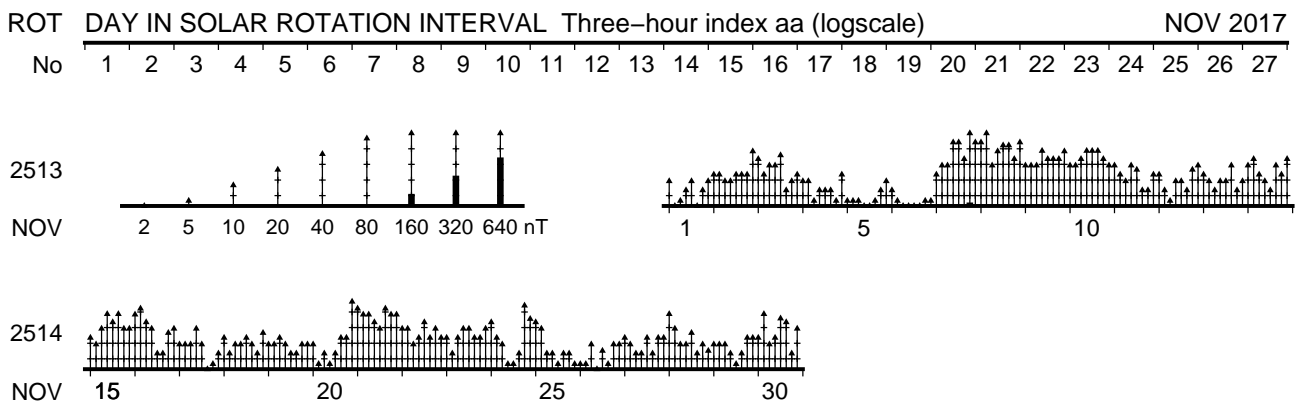
ISGI Collaborating Institute:

Ecole et Observatoire des Sciences de la Terre

5, rue René Descartes

67084 Strasbourg Cedex - FRANCE

Contact: A. Chambodut <isgi@unistra.fr>



1.2 *am*

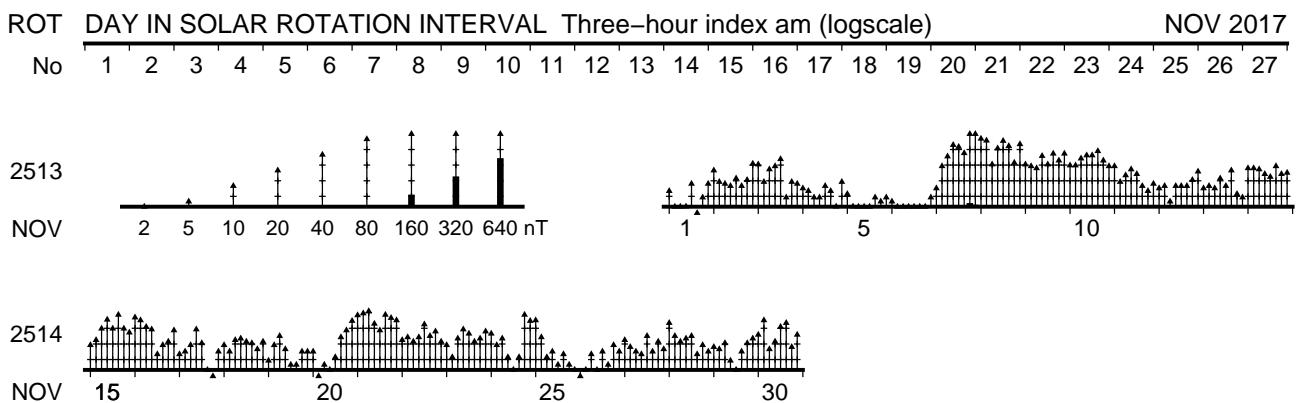
ISGI Collaborating Institute:

Ecole et Observatoire des Sciences de la Terre

5, rue René Descartes

67084 Strasbourg Cedex - FRANCE

Contact: A. Chambodut <isgi@unistra.fr>



1.3 K_p

ISGI Collaborating Institute:

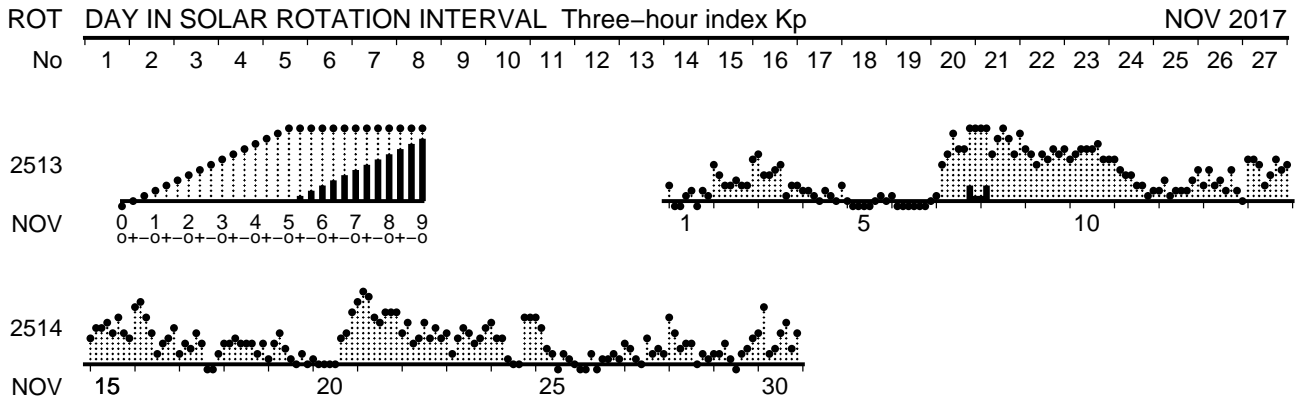
Helmholtz-Zentrum Potsdam Deutsches GeoForschungsZentrum

Adolf-Schmidt-Observatorium

Lindenstr. 7

14823 Niemegk - GERMANY

Contact: J. Matzka <kp_index@gfz-potsdam.de>



1.4 *Dst*

ISGI Collaborating Institute:

World Data Center for Geomagnetism, Kyoto

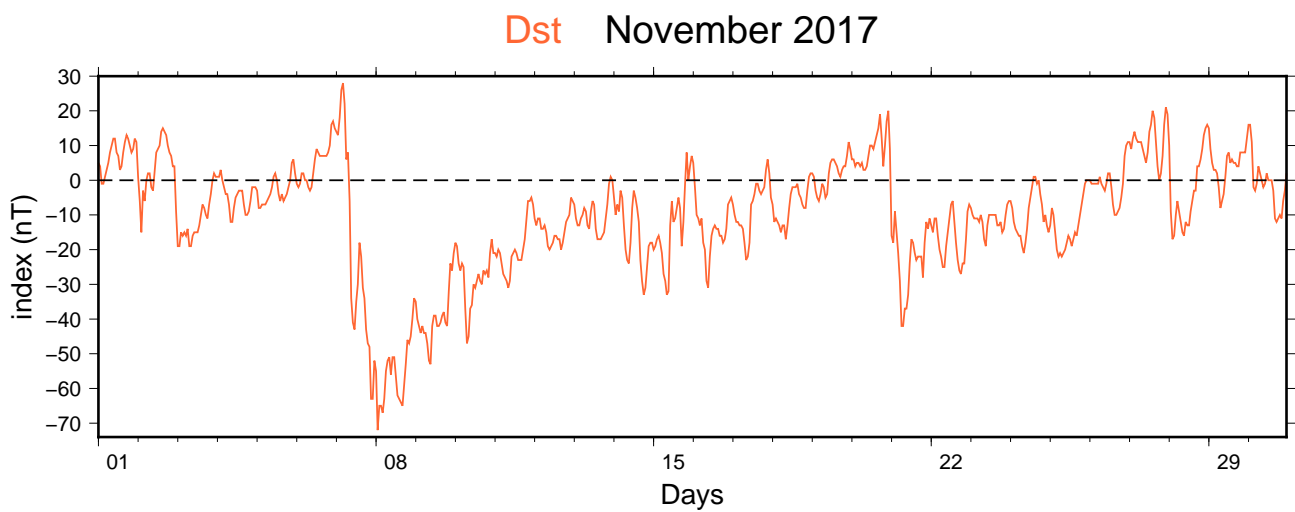
Data Analysis Center for Geomagnetism and Space Magnetism

Graduate School of Science, Kyoto University

Kitashirakawa-Oiwake Cho, Sakyo-ku

Kyoto 606-8502 - JAPAN

Contact: M. Nosé <nose@kugi.kyoto-u.ac.jp>

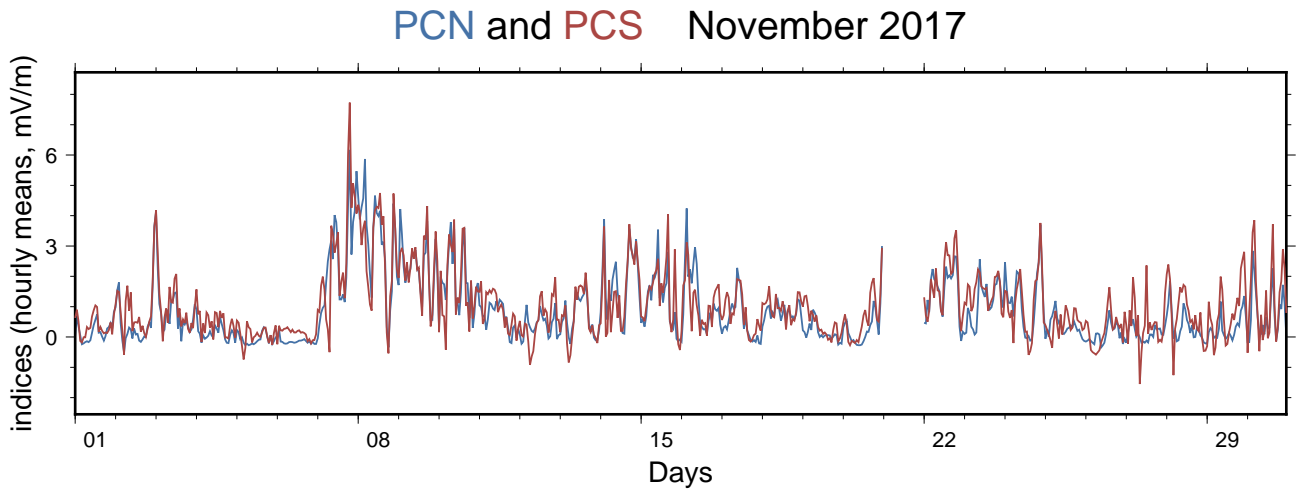


1.5 PC

ISGI Collaborating Institutes:

*Arctic and Antarctic Research Institute
Department of geophysics, 38 Bering str.
St.Petersburg, 199397 - RUSSIAN FEDERATION
Contact: O. Troshichev <olegtr@aari.nw.ru>
and A. Janzhura <alex.j@aari.nw.ru>*

*World Data Center for Geomagnetism, Copenhagen
DTU Space, National Space Institute
Elektrovej, building 327
DK-2800 Kgs. Lyngby - DENMARK
N. Olsen <nio@space.dtu.dk>*



1.6 *AE*

ISGI Collaborating Institute:

World Data Center for Geomagnetism, Kyoto

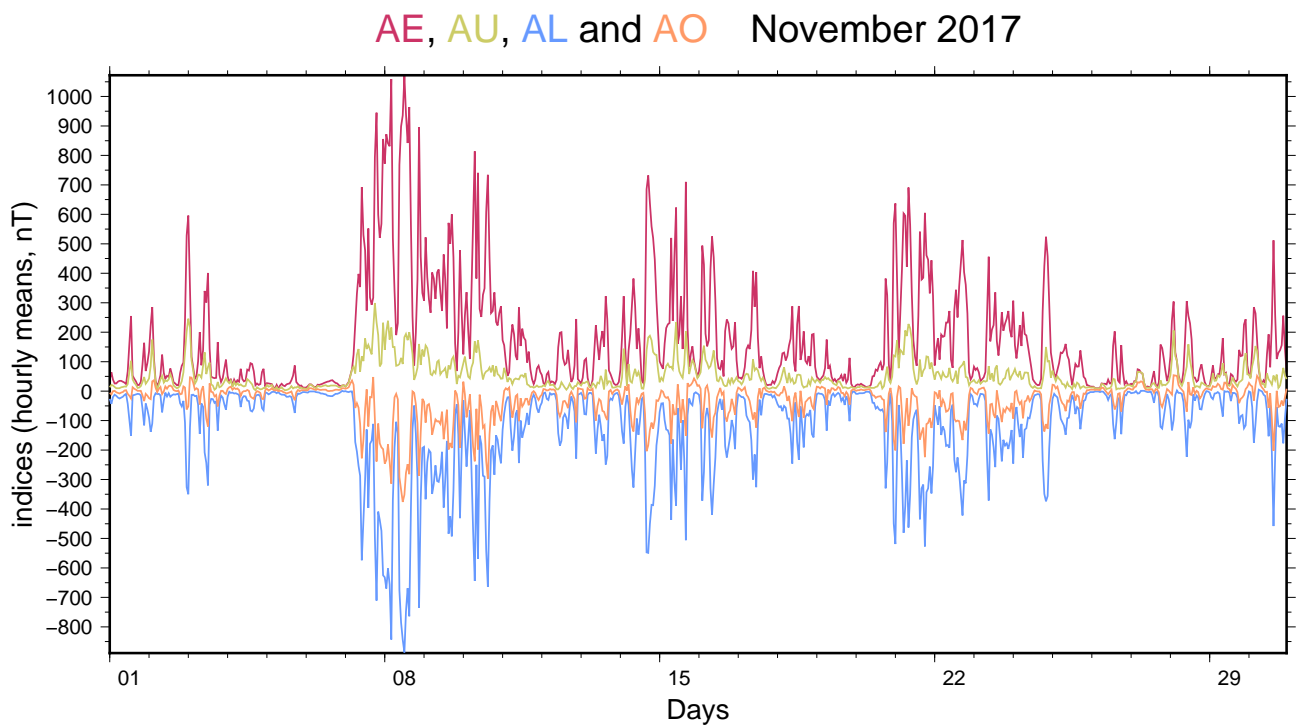
Data Analysis Center for Geomagnetism and Space Magnetism

Graduate School of Science, Kyoto University

Kitashirakawa-Oiwake Cho, Sakyo-ku

Kyoto 606-8502 - JAPAN

Contact : M. Nosé <nose@kugi.kyoto-u.ac.jp>



2 IAGA Endorsed Geomagnetic Events (non-definitive values)

2.1 SC (SSC/SI) and SFE

ISGI Collaborating Institute:

Observatori de l'Ebre

Horta Alta, 38

43520 Roquetes - SPAIN

Contact : J. J. Curto <jjcurto@obsebre.es>

SC:

YYYY	MM	dd	hh	min	Rise-time	Amplitude (nT)				Qualification	Observatories	Type
2017	11	25	00	34	6 7 7 8 8	13.1	15.9	22.8	15.5	16.9 3 1 1 2 3	HON SJG MBO ABG KNY	SI
2017	11	27	14	42	8 8 8 8 8	-9.5	-18.0	-21.5	-18.0	-16.4 2 2 3 3 3	HON SJG MBO ABG KNY	SI

SFE:

Month	DD HH MM	Observatories reporting sfe	Qualification
November	NONE		

2.2 Classification of days

ISGI Collaborating Institutes:

Ecole et Observatoire des Sciences de la Terre
 5, rue René Descartes
 67084 Strasbourg Cedex - FRANCE
 Contact: A. Chambodut <isgi@unistra.fr>

*Helmholtz-Zentrum Potsdam Deutsches Geo-
 Forschungszentrum*
Adolf-Schmidt-Observatorium
 Lindenstr. 7
 14823 Niemegk - GERMANY
 Contact : H.-J. Linthe and J. Matzka
 <kp_index@gfz-potsdam.de>

Date	Aa	CK24	CK48	Ap	Q/D
2017-11-01	8	C	C	2	Q4
2017-11-02	19	-	-	8	
2017-11-03	21	-	-	8	
2017-11-04	9	C	C	3	Q5
2017-11-05	6	C	C	1	Q2
2017-11-06	4	C	K	1	Q1
2017-11-07	52	-	-	35	D2
2017-11-08	57	-	-	44	D1
2017-11-09	32	-	-	18	
2017-11-10	34	-	-	20	D4
2017-11-11	16	-	-	7	
2017-11-12	13	-	-	5	Q10
2017-11-13	13	-	-	6	
2017-11-14	21	-	-	11	
2017-11-15	28	-	-	11	
2017-11-16	28	-	-	14	D5*
2017-11-17	11	C	C	4	Q9
2017-11-18	13	-	-	6	
2017-11-19	12	C	C	4	Q7
2017-11-20	19	-	-	6	
2017-11-21	44	-	-	27	D3
2017-11-22	21	-	-	10	
2017-11-23	18	-	-	8	
2017-11-24	23	-	-	9	
2017-11-25	12	K	K	6	
2017-11-26	8	C	C	2	Q3
2017-11-27	13	-	-	4	Q8
2017-11-28	18	-	-	7	
2017-11-29	11	C	-	4	Q6
2017-11-30	24	-	-	10	

2.2.1 Truly magnetically very quiet (C) and quiet (K) periods (from aa)

The values for the CK24 define quietest days over 24-hours with:

$$\overline{(aa)} = Aa < 13 \text{ nT} \begin{cases} \text{“K” indicates a quiet K-day with } \sum(p) \geq 4 \\ \text{“C” indicates a really quiet C-day with } \sum(p) < 4 \end{cases}$$

The values for the CK48 define quietest days over 48-hours with:

$$\overline{(aa)} < 13 \text{ nT} \begin{cases} \text{“K” indicates a quiet K-day with } \sum(p) \geq 6 \\ \text{“C” indicates a really quiet C-day with } \sum(p) < 6 \end{cases}$$

where p is a weight assigned at each aa value.

2.2.2 10 international quietest days (Q1-10) and 5 most disturbed days (D1-5)

The values for Q -Days, $Q1 - Q10$, are the order number of the ten quietest days of the month.

A selected quiet day is considered not really quiet and is:

- marked by the letter “A” if ($Ap > 6 \text{ nT}$);
- marked by the letter “K” if ($Ap \leq 6 \text{ nT}$), or if one ($Kp > 3$), or two ($Kp > 2+$).

The values for D -Days, $D1 - D5$, are the order number of the five most disturbed days of the month. A selected disturbed day is considered not really disturbed and marked by “*” if ($Ap < 20 \text{ nT}$).