

SERVICE INTERNATIONAL DES INDICES GEOMAGNETIQUES
INTERNATIONAL SERVICE OF GEOMAGNETIC INDICES



Bureau des Publications SIIG - Bulletin Mensuel n°01-09 - Janvier 2009
ISGI Publications Office Monthly Bulletin n°01-09- January 2009

CONTENTS

| | | |
|-------------------------------|---|-----------------------------|
| Rapid Variations | - provisional determination of ssc and sfe | January 2009 |
| Classification of days | - five international quietest days and most disturbed days | January 2009 |
| aa | - hemispheric N, S, daily values and planetary half day and daily values | January 2009 |
| | - musical diagram of aa (latest values) | January up to 22 March 2009 |
| Quiet periods | - truly magnetically very quiet (C) and quiet (K) periods of 24 and 48 hours, and 5 international quietest days (*) | January 2009 |
| am, Km | - three hour indices values musical diagram of Km | January 2009 |
| Am, ΣKm | - daily values | January 2009 |
| Ap, ΣKp | - daily values | January 2009 |
| | - monthly tables of hourly indices | January 2009 |
| Musical diagram of km | - annual graph | January to December 2008 |
| Musical diagram of aa | - annual graph | January to December 2008 |

Explanations about published data are given in Special Issue 1994 of ISGI Monthly Bulletin.

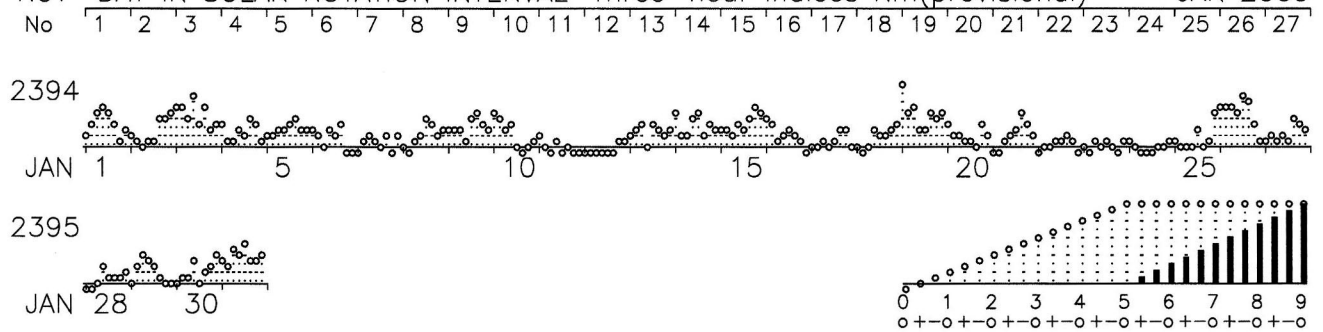
Ce Bulletin est adressé gracieusement aux Scientifiques intéressés, grâce à une dotation du FAGS et au soutien du laboratoire d'accueil, le CETP, et des organismes français de Recherche Scientifique (CNRS, INSU, BCMT).
 Nous remercions aussi tout particulièrement les collaborateurs du Bulletin (cités ci-dessous) qui nous fournissent les données à diffuser dans des délais aussi brefs que possible.

*This Bulletin is freely offered to interested Scientists thanks to a dotation from FAGS, and to the support of the hosting laboratory CETP and of French Organisations of Scientific Research (CNRS, INSU, BCMT).
 Special thanks are due to contributors (quoted below) for providing the here published geomagnetic data within shortly possible delay.*

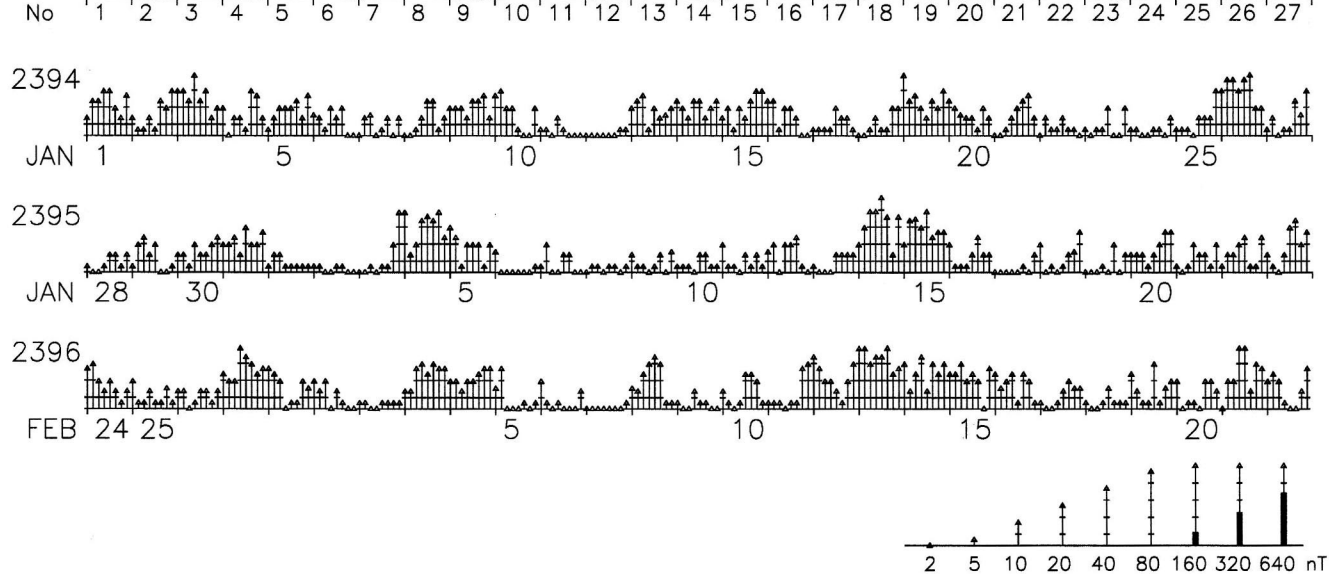
| PRELIMINARY REPORT ON RAPID VARIATIONS | | | | | JANUARY 2009 | | | | |
|---|----------------------------------|----|----|-----------------|--|-----------|-----|----|-----|
| SSC - Storm Sudden Commencements | | | | | SFE - Solar Flare Effects | | | | |
| 25 | 22 | 24 | C: | BDV GCK SPT GUI | 14 | 0119-0153 | GUI | | |
| | | | | | 25 | 1200-1212 | GUI | | |
| REPORTING OBSERVATORIES (up to 04/03/2009) : | | | | | | | | | |
| NUR NGK VAL DOU BDV CLF HRB NAG GCK MMB EBR SPT KAK KNY GUI HYB GNA CNB | | | | | | | | | |
| | FIVE INTERNATIONAL QUIETEST DAYS | | | | FIVE INTERNATIONAL MOST DISTURBED DAYS | | | | |
| January 2009 | 12 | 22 | 23 | 11 24 | 3* | 26* | 19* | 1* | 31* |

| JANUARY 2009 Geomagnetic Indices (provisional) | | | | | | | | | | | | | | Daily Average and Sum | | | | |
|--|----|----|----|----|------------|--|-------|-------|-------|-------|-------|-------|-------|-----------------------|----|---------|----|------|
| | aa | | | | quiet days | am and Km for each three hour interval | | | | | | | | Am Σ Km | | Ap Σ Kp | | |
| | N | S | am | pm | | D | 1 | 2 | 3 | 4 | 5 | 6 | 7 | 8 | Am | Σ Km | Ap | Σ Kp |
| 1 | 16 | 16 | 16 | 16 | 16 | | 7 1o | 11 2- | 20 2+ | 24 3- | 17 2+ | 13 2- | 4 1- | 10 1+ | 13 | 14- | 7 | 15o |
| 2 | 11 | 10 | 7 | 14 | 10 | C | 6 1o | 5 1- | 2 0+ | 5 1- | 5 1- | 14 2o | 14 2o | 19 2+ | 9 | 10- | 4 | 9- |
| 3 | 24 | 18 | 27 | 15 | 21 | | 21 3- | 22 3- | 15 2o | 35 3+ | 13 2- | 25 3- | 8 1+ | 11 2- | 19 | 18o | 11 | 19o |
| 4 | 13 | 8 | 8 | 14 | 11 | CC | 11 2- | 4 1- | 4 1- | 9 1+ | 6 1o | 16 2o | 11 2- | 4 1- | 8 | 10- | 5 | 10- |
| 5 | 12 | 11 | 9 | 14 | 12 | CC | 6 1o | 6 1o | 9 1+ | 10 1+ | 11 2- | 15 2o | 9 1+ | 10 1+ | 10 | 11o | 5 | 10o |
| 6 | 7 | 8 | 9 | 6 | 7 | CC | 8 1+ | 7 1o | 3 0+ | 9 1+ | 7 1o | 12 2- | 1 0o | 1 0o | 6 | 7- | 4 | 7+ |
| 7 | 5 | 6 | 5 | 6 | 6 | CC | 1 0o | 4 1- | 7 1o | 4 1- | 3 0+ | 7 1o | 1 0o | 6 1o | 4 | 5- | 2 | 4o |
| 8 | 8 | 8 | 4 | 11 | 8 | CC | 2 0+ | 0 0o | 4 1- | 7 1o | 16 2o | 13 2- | 7 1o | 9 1+ | 7 | 8o | 3 | 6+ |
| 9 | 14 | 12 | 11 | 15 | 13 | C | 8 1+ | 10 1+ | 9 1+ | 4 1- | 16 2o | 18 2+ | 13 2- | 8 1+ | 11 | 12o | 5 | 11o |
| 10 | 11 | 11 | 17 | 5 | 11 | CC | 18 2+ | 14 2o | 8 1+ | 11 2- | 2 0+ | 0 0o | 3 0+ | 5 1- | 8 | 9- | 5 | 9o |
| 11 | 4 | 4 | 5 | 3 | 4 | CC* | 6 1o | 2 0+ | 1 0o | 5 1- | 1 0o | 2 0+ | 0 0o | 0 0o | 2 | 2+ | 1 | 2- |
| 12 | 3 | 3 | 2 | 4 | 3 | CC* | 1 0o | 1 0o | 1 0o | 0 0o | 1 0o | 1 0o | 4 1- | 5 1- | 2 | 1+ | 0 | 0+ |
| 13 | 11 | 12 | 13 | 10 | 12 | CC | 7 1o | 10 1+ | 13 2- | 3 0+ | 12 2- | 8 1+ | 7 1o | 8 1+ | 9 | 10- | 4 | 9o |
| 14 | 13 | 13 | 13 | 13 | 13 | CC | 18 2+ | 7 1o | 7 1o | 16 2o | 20 2+ | 7 1o | 11 2- | 10 1+ | 12 | 13- | 6 | 13- |
| 15 | 15 | 12 | 9 | 18 | 14 | C | 10 1+ | 8 1+ | 7 1o | 11 2- | 9 1+ | 14 2o | 21 3- | 17 2+ | 12 | 14- | 6 | 13o |
| 16 | 8 | 11 | 12 | 6 | 9 | CC | 16 2o | 13 2- | 5 1- | 6 1o | 8 1+ | 7 1o | 5 1- | 1 0o | 8 | 8+ | 4 | 8- |
| 17 | 5 | 8 | 5 | 8 | 7 | CC | 3 0+ | 3 0+ | 5 1- | 3 0+ | 4 1- | 9 1+ | 9 1+ | 3 0+ | 5 | 5+ | 3 | 5+ |
| 18 | 4 | 9 | 4 | 9 | 6 | CK | 2 0+ | 1 0o | 2 0+ | 8 1+ | 6 1o | 6 1o | 9 1+ | 12 2- | 6 | 7o | 2 | 4+ |
| 19 | 20 | 18 | 23 | 15 | 19 | | 54 4o | 19 2+ | 22 3- | 9 1+ | 8 1+ | 17 2+ | 15 2o | 17 2+ | 20 | 18+ | 9 | 16o |
| 20 | 9 | 10 | 11 | 8 | 10 | CC | 13 2- | 7 1o | 7 1o | 4 1- | 5 1- | 3 0+ | 11 2- | 7 1o | 7 | 8o | 4 | 7+ |
| 21 | 10 | 9 | 4 | 14 | 9 | CC | 1 0o | 0 0o | 4 1- | 6 1o | 10 1+ | 17 2+ | 13 2- | 7 1o | 7 | 8o | 3 | 7- |
| 22 | 4 | 7 | 5 | 5 | 5 | CC* | 0 0o | 3 0+ | 3 0+ | 4 1- | 4 1- | 7 1o | 4 1- | 0 0o | 3 | 4- | 2 | 2+ |
| 23 | 5 | 6 | 4 | 7 | 6 | CC* | 2 0+ | 1 0o | 4 1- | 3 0+ | 4 1- | 2 0+ | 1 0o | 5 1- | 3 | 3o | 1 | 2o |
| 24 | 6 | 3 | 4 | 5 | 4 | CC* | 4 1- | 3 0+ | 1 0o | 0 0o | 1 0o | 2 0+ | 2 0+ | 5 1- | 2 | 2+ | 2 | 3- |
| 25 | 7 | 10 | 4 | 12 | 8 | CK | 5 1- | 2 0+ | 2 0+ | 3 0+ | 8 1+ | 3 0+ | 4 1- | 20 2+ | 6 | 6+ | 2 | 4- |
| 26 | 19 | 39 | 31 | 27 | 29 | | 26 3- | 22 3- | 26 3- | 19 2+ | 38 3+ | 31 3o | 13 2- | 4 1- | 22 | 19o | 11 | 19- |
| 27 | 10 | 9 | 5 | 14 | 9 | CK | 4 1- | 6 1o | 4 1- | 6 1o | 5 1- | 14 2o | 13 2- | 10 1+ | 8 | 9o | 4 | 8- |
| 28 | 4 | 7 | 4 | 7 | 5 | CC | 1 0o | 1 0o | 2 0+ | 9 1+ | 5 1- | 5 1- | 4 1- | 7 1o | 4 | 5- | 2 | 3+ |
| 29 | 7 | 9 | 10 | 5 | 8 | CC | 3 0+ | 9 1+ | 16 2o | 13 2- | 8 1+ | 4 1- | 2 0+ | 2 0+ | 7 | 8o | 4 | 8- |
| 30 | 9 | 10 | 8 | 11 | 10 | CC | 2 0+ | 5 1- | 5 1- | 12 2- | 3 0+ | 6 1o | 9 1+ | 16 2o | 7 | 8o | 4 | 7o |
| 31 | 14 | 15 | 12 | 17 | 15 | C | 11 2- | 10 1+ | 20 2+ | 14 2o | 25 3- | 11 2- | 13 2- | 14 2o | 15 | 15+ | 7 | 14+ |


ROT DAY IN SOLAR ROTATION INTERVAL Three-hour indices Km(provisional) JAN 2009



ROT DAY IN SOLAR ROTATION INTERVAL Three-hour indices aa (logscale) JAN-MAR 2009



PLANETARY GEOMAGNETIC ACTIVITY - MUSICAL DIAGRAM OF aa 2008



Bureau des Publications SIIG - Bulletin Mensuel n° 09 - 01 - Janvier 2009

PLANETARY GEOMAGNETIC ACTIVITY - MUSICAL DIAGRAM OF Km 2008

