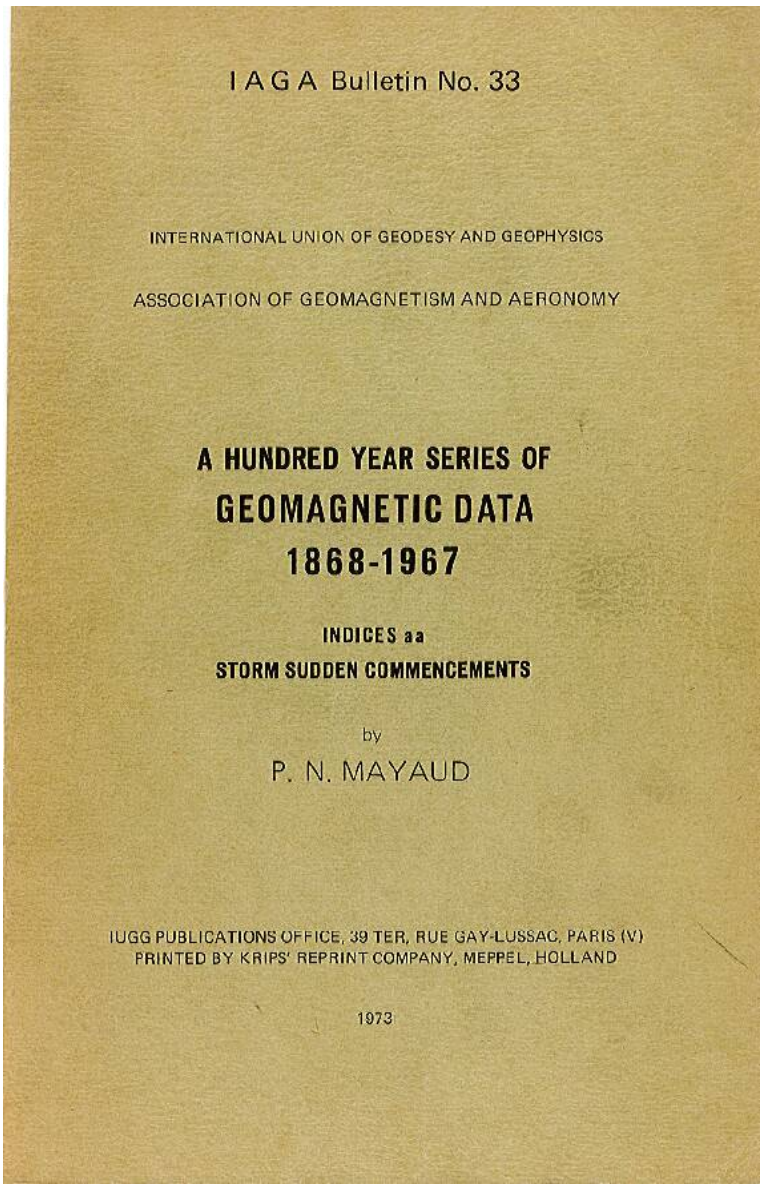

How to cite:

Mayaud, P. N., & IAGA (1973). ***IAGA Bulletin No. 33, A Hundred Year Series of Geomagnetic Data 1868-1967, Indices aa, Storm Sudden Commencements.*** **IUGG Publications Office. https://doi.org/10.25577/5vxf-h929**

I A G A Bulletin No. 33

INTERNATIONAL UNION OF GEODESY AND GEOPHYSICS

ASSOCIATION OF GEOMAGNETISM AND AERONOMY

A HUNDRED YEAR SERIES OF GEOMAGNETIC DATA 1868-1967

INDICES aa
STORM SUDDEN COMMENCEMENTS

by

P. N. MAYAUD

IUGG PUBLICATIONS OFFICE, 39 TER, RUE GAY-LUSSAC, PARIS (V)
PRINTED BY KRIPS' REPRINT COMPANY, MEPPEL, HOLLAND

1973

I A G A Bulletin No. 33

INTERNATIONAL UNION OF GEODESY AND GEOPHYSICS

ASSOCIATION OF GEOMAGNETISM AND AERONOMY

A HUNDRED YEAR SERIES OF GEOMAGNETIC DATA 1868-1967

INDICES aa
STORM SUDDEN COMMENCEMENTS

by

P. N. MAYAUD

IUGG PUBLICATIONS OFFICE, 39 TER, RUE GAY-LUSSAC, PARIS (V)
PRINTED BY KRIPS' REPRINT COMPANY, MEPPEL, HOLLAND

1973

Special funds were made avaiable from IUGG and
IAGA for the printing of this publication.

Foreword

IAGA-Bulletin No. 33 is a unique survey of planetary magnetic activity, going back as far as the historical series of magnetic records at some stations allow. It has been compiled by Dr. P. N. Mayaud from the "Institut de Physique du Globe" (Paris), the author of the Atlas of Indices K (IAGA-Bulletin No. 21) and of many other papers on the subject of characterizing magnetic activity, especially on improving its quality.

After showing that it is possible to derive a reliable daily or half-daily planetary index from the records of two approximately antipodal stations, Dr. Mayaud determined this index from the records of mainly English and Australian stations, this combination providing the longest possible series. The difficulties encountered because of imperfection of the material were overcome by using the records of stations in neighbouring countries. Much care has been taken by the author to make the series as homogeneous as possible and in this we believe that he has been successful.

In working with the old records, Dr. Mayaud also avialed himself of the opportunity of compiling a list of sudden commencements (ssc's) of magnetic storms for the same period of hundred years. This list, for which he used the records from some other stations with a long series of observations as well, is included at the end of the present volume.

It is hoped that these series of indices and ssc's will prove of great value in the study of geomagnetism and for correlation with other related phenomena.

IAGA — Commission IV on Magnetic Variations and Disturbances

J. A. Jacobs, Chairman
University of Alberta, Edmonton, Alberta, Canada

International Service of Geomagnetic Indices

D. van Sabben, Director
Koninklijk Nederlands Meteorologisch Instituut, De Bilt, Netherlands

ACKNOWLEDGMENTS

I would like first to pay homage to the Observatory staffs of Colaba-Alibag, Melbourne - Toolangi, Kew and Greenwich-Abinger-Hartland, Parc Saint Maur- Val Joyeux-Chambon-la-Forêt; I very often enjoyed the quality of the long series of magnetograms for which much credit is due to daily and continuous work by the staff at the observatories. I am particularly pleased to be able, by this new utilization of their records, to emphasize the value of their efforts.

I had to spend more or less long stays, sometimes on several occasions, in various places : Herstmonceux Castle or Stonyhurst Observatory in England, Bureau of Mineral Resources at Melbourne, Colaba Observatory at Bombay, Geophysical Institute at Djakarta, Geophysical Observatory at Christchurch, Meteorological Institute at De Bilt. The staff of each of these Institutes gave me all facilities for working on archived records and, always, it was a heavy work for them. I enjoyed their constant kindness to my numerous requests and I have contracted a great debt towards them : let me give to each of them my deep thanks. Furthermore I have to mention the generosity of the Bureau of Mineral Resources at Melbourne in permitting me to make thousands of Xerox copies; such a facility was of a great help in preparing the list of s.s.c.'s.

Later by numerous mail-requests for copies of records, I disturbed the Bureau of Mineral Resources at Melbourne, the Geophysical Observatory at Christchurch, the Colaba Observatory at Bombay, the Mundaring Geophysical Observatory at Perth, and also the Carnegie Institution at Washington (old records of Watheroo). I am extremely grateful to my correspondents for their kind response.

I thank the "Centre National de la Recherche Scientifique, France" for assuming my travel expenses. Checking all the data contained in this bulletin, normalizing them or preparing tables and drawings mean a lot of computer time; I thank the "Institut de Physique du Globe de Paris" for giving me all facilities for that.

I thank particularly Mme Jouanjean and Mme Pointeau who had the heavy task of making many checks before feeding the computer.

Finally, I thank the Director of the International Service of Geomagnetic Indices for his care in editing this Bulletin.

1. INTRODUCTION

Of the various indices published on behalf of the International Association of Geomagnetism and Aeronomy, the Ci index is the oldest. It was defined in 1905 during the Innsbruck Conference and its yearly publication by the Association began in 1906. During the Varsaw Conference in 1935, the late Prof. S. CHAPMAN made a proposal for an extension of this index to previous years; in 1939, at the Washington Assembly, G. van Dijk presented Ci values for the years 1884-1905.

In 1969, during the Scientific Assembly of I.A.G.A. at Madrid, the "Morphology and Indices" Working-Group of Commission IV discussed a proposal of the Royal Society of London concerning the same index : was it possible to extend the Ci series to yet earlier years ? Such a project was rejected for several reasons. Firstly, the Ci index is a measurement based on a qualitative judgement of the observer and any quantitative analysis of average values is doubtful, especially for months or years whose activity levels differ greatly. Secondly, the number of observatories which have been used for Ci computation has varied quite a lot (less than 10 before 1890, more than 20 in 1902, 40 in 1908 and 60 in 1937) as well as their geographical distribution. Lastly, before 1880, the number of usable observatories is rapidly reduced to 3 (Greenwich, Melbourne and Bombay). Values of Ci based on only three observatories would be misleading. But the following alternative was suggested by myself. The Greenwich and Melbourne observatories are approximately antipodal (ten hours in longitude between them, same magnetic latitude); their respective positions are therefore very favourable for eliminating the local time variation of the magnetic activity and for taking differences between Northern and Southern hemispheres into account. Supposing that K index measurements were made on the old records of such observatories, one might expect that the daily averages of the K indices converted into amplitudes in gammas should be significant. However undertaking such a project demands knowing whether an index based on only two observatories is reliable, and whether the present condition of the old records is sufficient for a scaling of indices from them.

An answer to the first question could easily be given by computing such indices for recent years and comparing them with the am indices. In a Note published in Annales de Géophysique in 1971 (vol. 27, p. 62-70), it was pointed out that the result was better than one could expect. The differences, sometimes of importance for the individual three-hourly indices, become small for 12 h- or 24 h-averages; the correlation between monthly and yearly values reaches values as high as 0.994 and 0.998. Thus, by using K indices of two antipodal observatories, a characterization of the magnetic activity could be obtained quite similar, even for time intervals of about one day, to that obtained with a planetary index such as am.

An inspection of the old records of Greenwich and Melbourne showed that their quality was sufficient for scaling K indices. The collection of Melbourne, starting at the end of 1867, imposed the beginning of the series, in spite of the fact that Greenwich (or Kew) records started sooner.

Consequently, it became possible to put at the disposal of the scientific community a new index (called aa : "a" for antipodal). It predates the Ci index by only 16 years, but, such an index, complete up to 1967, provides a homogeneous quantitative series whose reliability is much higher than that of the Ci series, with finer time resolution (three-hourly instead of daily) and which also gives, as we shall see later, information about differences between Northern and Southern hemispheres.

During one of the stays at the Royal Greenwich Observatory, we were surprised at the conspicuous quality of the old records of Kew put at our disposal. When scaling K indices on some of these records, we also observed the succession of storms with or without s.s.c.'s : the idea, and the possibility, of supplementing the series of aa indices with a list of s.s.c. forced its way into our mind.

The interest of such a study became evident when, after a test made on some years (1890 to 1897) from the Saint-Maur (near Paris) records, it was found that the resulting list included a much larger number of s.s.c.'s than that of Newton (Sunspot and Geomagnetic Data, 1874-1954, Royal Greenwich Observatory, 1955). The chief reason was that the author aimed at a storm catalogue, not at an s.s.c. catalogue. As the criterion for a storm was a minimum amplitude (30' in D or 150 gammas in H or Z) of the storm variation, many s.s.c.'s were not catalogued because the succeeding storm did not satisfy the criterion.

Consequently, this complementary work was undertaken. A list of s.s.c.'s is appended to the one-hundred year series of aa indices. It has been established from the two antipodal observatories and from a tropical one (Colaba-Alibag).

The full list of these data (three-hourly K indices of the two antipodal observatories, three-hourly aa indices, all information about each s.s.c.) would have been of limited interest; nowadays their distribution on magnetic tape through the World Data Centres is the best way for the scientific community to use them. But diagrams, whose aim is to summarize the variations of the magnetic activity during each year in relation to the presence or the absence of s.s.c.'s for each storm and to illustrate the 27-day recurrencies, should provide useful and stimulating information for various researches. Such diagrams are published in this bulletin, with yearly tables, containing the average daily values of the activity level in each hemisphere and the average half-daily values of the aa indices. The list of s.s.c.'s follows.

After recalling the full definition of the aa indices, the successive steps of their elaboration (scalings of K indices and standardization) are described. Then the way in which the s.s.c. list has been established is set

forth. Finally, information is given for the understanding of the data summarized in this bulletin or deposited in full in the World Data Centres. As far as possible, technical details are given in a set of appendices.

2. THE aa INDICES

The observatories of Greenwich and Melbourne have simultaneously recorded the variations of the geomagnetic field since the end of 1867. Greenwich was superseded by Abinger in 1926, then by Hartland in 1957. Melbourne was superseded by Toolangi in 1920. Let us call "antipodal" observatories these two series of observatories.

Let us denote by ak the three-hourly value obtained by transforming a K-index into amplitude in gammas. Each three-hourly index aa is defined by the mean of the three-hourly indices ak of the antipodal observatories.

The weights used for the transformation of K indices into amplitudes are identical (except for K=0) to those used for the computation of am indices (cf. Indices Kn, Ks et Km, 1964-1967, Ed. du C.N.R.S., Paris 1968). In Appendix A, we set forth the reasons for a special choice for K=0, the chief consequence being that the minimum value reached by the aa indices is equal to 2 instead of 0 with the am indices.

Furthermore, when transforming the K's into ak's, a standardization is applied. Its aim is to bring back the measurements to those which should be obtained at a magnetic latitude 50°, as it was for am indices. A correction is also applied, at this stage, for taking the site changes of each antipodal observatory into account. Both operations are set forth in paragraph 2.2.

2.1. The K index measurements

The K indices existed for Abinger since 1929, and for Toolangi since 1942. The indices of the previous years were scaled from the original records of the two antipodal observatories. However, as the regular daily variation had not always been eliminated in the proper way in some of the years already scaled, records were remeasured for the years for which the quality of the K indices was deficient in that respect. Consequently, both one-hundred year series of K indices used for the computation of the aa indices are entirely homogeneous as far as the method of measurement is concerned.

It is essential to dispose of records of the appropriate sensitivity for scaling K indices. The sensitivity must not be too low; otherwise the scaling becomes difficult. Furthermore, the records should have a certain minimum quality (for instance, traces not too wide and absence of spurious effects). Some information is given in Appendix B about difficulties encountered on these points. Briefly, at various epochs, considerable changes in sensitivity (reaching sometimes 400%) have occurred in one or another observatory.

At Melbourne, scale-values in horizontal component have exceeded 20 gammas/mm before 1877, whence a real difficulty in scaling. If any important errors had been caused by such sources, they should have appeared in the ratios of the mean yearly intensities of the activity at the two antipodal observatories. In figure 1 (we shall discuss it more fully when setting forth the standardization), the line $S/N_{(N,S)}$ illustrates a plot of these yearly ratios after standardization. The remaining scatter (the standard deviation of the ratios is 0.067, i.e. about 7%) cannot be correlated with any of the effects mentioned above.

In Appendix C, we give details of the interpolation made for missing records. For the one-hundred years at the Northern antipodal observatory and, from 1902 onwards, at the Southern one, all the missing records could be replaced by records of neighbouring stations. For the 1,861 missing three-hourly intervals of the Southern series before 1902, we have had to compute K indices from the Northern indices; the process used is described in the same Appendix.

2.2. Standardization

The standardization is made in two steps : a "magnetic latitude" correction and an "induction effect" correction.

We described previously (Indices Kn, Ks et Km, 1964-1967, Ed. du C.N.R.S., Paris 1968) the meaning of a latitude standardization of K indices. The activity intensity varies more or less rapidly with magnetic latitude. In order to obtain similar K values at any latitude, the lower limit for K=9 varies with latitude. But, in fact, the value chosen is not always the right one

TABLE I

NORTH			SOUTH	
Greenwich (GR)	Abinger (AB)	Hartland (HA)	Melbourne (ME)	Toolangi (TO)
521	514	533	518	509

Standardized lower limits for K=9

Such a standardization could be considered for the various observatories used. Table I gives lower limits in gammas for K=9 at these observatories, computed by the method described in the publication mentioned above. The corrections to be applied would be relatively small (between 2 and 7%) since we used a lower limit of 500 gammas throughout.

Another fact could interfere : the underground induced effects, which are sometimes quite different from one observatory to another. This is all the more important as the recording sites have changed for each "antipodal" observatory.

For the Northern antipodal observatory, a relative estimation of such effects could be made in a simple way : measuring the K indices at a neighbouring observatory which worked during a period overlapping the change of site. Val-Joyeux (VJ, near Paris) fulfilled such conditions for the change from Greenwich to Abinger, and Chambon-la-Forêt (CF) for the change from Abinger to Hartland. In each case, years have been scaled for periods with relatively high activity level (two years before the change of site, and two after).

TABLE II

	GR/VJ		AB/JV		AB/CF		HA/CF	
R	1918	1.048	1929	1.097	1941	1.198	1959	1.092
	1919	1.021	1930	1.104	1942	1.193	1960	1.090
Rm		1.034 ±0.014		1.100 ±0.003		1.195 ±0.003		1.091 ±0.001

Table II gives the ratios of the yearly averages of the activity (measured by the K indices transformed into ak) and their mean Rm. On the one hand, the deviation between each pair of yearly ratios is quite small. This result gives, to some extent, an indication of the reliability of the measurements themselves, since such differences will be due mainly to errors of scalings. On the other hand, the site changes introduce ratio variations quite different from the variation expected through the change in magnetic latitude. Thus, from Greenwich to Abinger, we observe an increase of about 7% in the Rm ratios, whereas, according to the change in magnetic latitude, the activity should be reduced by about 1.5% (see "theoretical" values of Table I for Greenwich and Abinger : the activity should be smaller at Abinger, which is lower in latitude). Conversely, from Abinger to Hartland, we observe a decrease of about 10% instead of an expected increase of about 3.5% due to the change in magnetic latitude. Clearly, such anomalies should be attributed to abnormal induction effects.

The standardization must take such anomalies into account. However, there was no way of determining whether a given observatory was normal in that respect, or by how much its induction effect deviated from the norm. Consequently the one-hundred year series of the Northern indices was standardized by giving the same weight to the three observatories (GR, AB and HA) for the "induction" correction. The "magnetic latitude" correction is also introduced since it is, although weak, relatively certain. Table III gives the correction factors C thus computed. They are applied to the ak indices since they are obtained from values in gammas (magnetic correction from Table I, induction correction from Table II).

Figure 1 illustrates the effects of standardization of the Northern series through the comparison of the ratios S/N and $S/N_{(N)}$. The former are the yearly ratios of the intensity activity (in gammas) at each antipodal observatory N and S before any standardization, the latter are the yearly

TABLE III

	NORTH			SOUTH	
	GR	AB	HA	ME	TO
C	1.007	0.933	1.059	0.968	1.032

Correction factors C for the standardization

ratios after standardization of the Northern series (vertical lines indicate the site changes : GR to AB in 1925, AB to HA in 1957). The standard deviation was 0.087 before, it becomes 0.078 after. The upper diagram shows the variation of the yearly averages of aa indices themselves; no clear relationship appears between the remaining scatter in the ratios and the variation of activity.

Figure 1

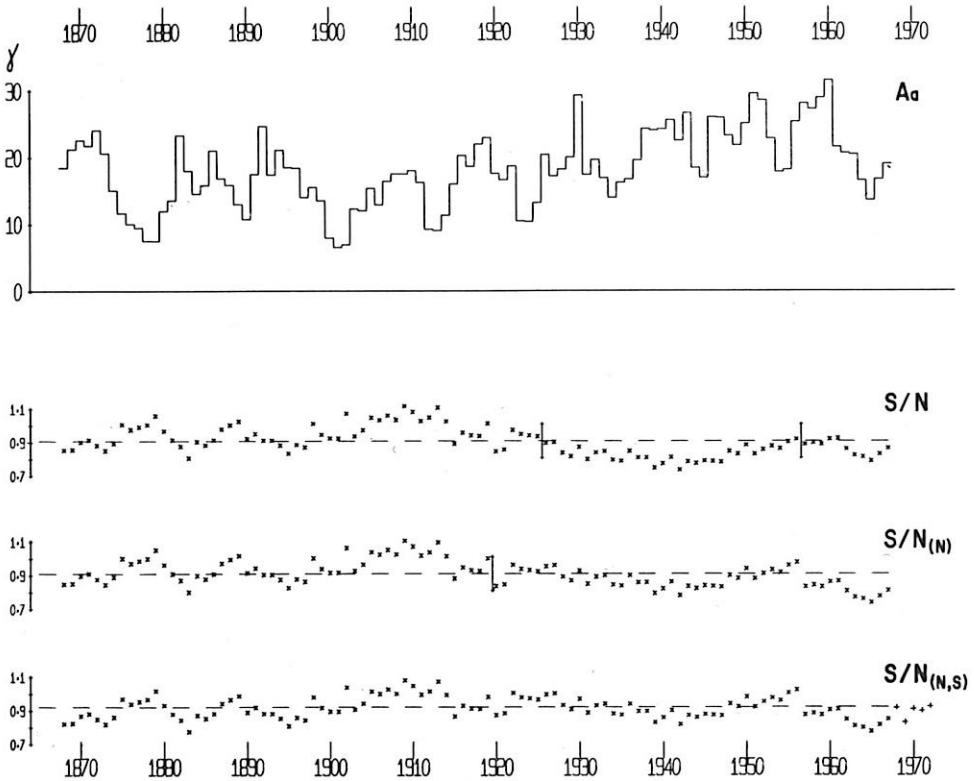

For standardizing the Southern series, the Christchurch observatory would have been suitable for location and recording interval; but spurious effects due to electric railways were so large that no significant quantitative

comparison was possible. The only way to proceed was to estimate whether there was an appreciable difference in induction effects between Melbourne and Toolangi, by comparing the 52 years recorded at Melbourne (1868-1919) and the 48 years recorded at Toolangi (1920-1967) through the standardized Northern series.

The ratio TO/ME, thus computed, is 0.921; its value should be 0.983 according to the magnetic latitude effect alone (see Table I). The difference observed might not be entirely attributable to abnormal induction effects if the possibility is considered of a secular variation of the relative intensities of the magnetic activity in each hemisphere. However, when looking at the $S/N_{(N)}$ ratios (figure 1), such a long term variation appears improbable : from the scatter of the ratios, it appears that, before 1920, (Melbourne), most of the values are above the mean (dashed-line), and after 1920. they are below. The respective averages and standard-deviations of the $S/N_{(N)}$ ratios (0.936±0.073 and 0.862±0.055) confirm that the site change is the chief cause of the difference. Consequently we supposed that the two ratios $S/N_{(N)}$ for the periods 1867-1919 and 1920-1967 have the same meaning as the ratios of Table II (viz. a measure of the induction effect). Correction factors C of Table III for ME and TO have been computed in the same way as those for the Northern antipodal observatory by applying the "magnetic latitude" correction and the "induction" correction.

Ratios $S/N_{(N,S)}$ of figure 1 illustrate the result obtained after standardization of the Southern series (vertical line indicates the site change : ME to TO in 1920). The standard deviation varies from 0.078 before to 0.067 after.

2.3. Conclusion

The quantitative homogeneity of the aa indices series depends on three factors : accuracy of the record sensitivities, quality of the index measurements, reliability of the standardization.

1. The remaining scatter of ratios $S/N_{(N,S)}$ as it appears in figure 1 is large. However we searched in vain for a link between it and the sentivity changes described in Appendix B. From that point of view, the aa series seems to be homogeneous.

2. This scatter seems quite large (its amplitude exceeds 20%) when compared with the deviations between yearly ratios of each pair of observatories given in Table II. These deviations (about 1%) are in some way a test of the quality of the measurements. Though they cannot be considered as an upper limit of possible differences due to errors in the K scalings, it is difficult to suppose that such errors might cause variations of the ratios $S/N_{(N,S)}$ exceeding 20% during 3 to 4 consecutive years such as appear in figure 1. Could there exist true short-term variations of the activity level from one hemisphere to another? The question seems to be a real one. To verify this, five supplementary ratios S/N have been computed and

plotted at the bottom of figure 1; they correspond to the years 1968-1972 and have not been included in the standardization described above. Their values would confirm the existence of short term variations in the activity levels in each hemisphere : ratios S/N, especially low about 1965, tend again towards the average value (0.91) for the one-hundred years.

3. From the point of view of the standardization, the result obtained for the Northern series is certainly correct; for the Southern series, it is probably correct (probable non-existence of any long-term variation of the activity level from one hemisphere to another). If any such effect has been included in the standardization, the resulting error is halved when computing the aa indices themselves.

Finally, it can be asserted that the quantitative homogeneity of the whole aa series is decidedly good.

One can say the same about the K series (or the ak series) of each antipodal observatory, deposited with the aa series in the World Data Centres. But anyone using them must be aware of their limitation due to the standardization process. In it, the induction correction was applied by giving an equal weight to each observatory in each hemisphere; however, some observatories are probably more "abnormal" than others (Hartland, located very near the sea, is probably such). Consequently, even if the time variations of ratios such as S/N, after standardization, are significant, the absolute value of them is without physical meaning. In other words, the average ratio 0.91 obtained for the one-hundred year series cannot be taken as the true absolute value. The existence of a systematic difference between the two hemispheres and its evaluation are problems which need accurate studies of the induction effects.

3. THE STORM SUDDEN COMMENCEMENTS

There exist various lists of storm sudden commencements in the literature. Mostly, for lists covering long periods of time, they have been established from one observatory only (e.g. the Newton list, 1874-1954, from Greenwich or Abinger; the Yokouchi's list, 1924-1951, from Kakioka).

Sometimes, authors compiled their list from several existing lists (e.g. the Sugiura and Chapman list, 1902-1945).

Some of the preceding lists correspond to a storm list rather than to an s.s.c. list since a minimum amplitude criterion had been used for classifying the storms. The present list includes s.s.c.'s, no matter what storm amplitude is reached. Moreover it has been established through a direct and quasi-simultaneous examination of three collections of original records coming from observatories whose geographical distribution is well suited for reciprocal checks.

1. The records of Kew before 1885, then those of Saint-Maur, Val-Joyeux and Chambon-la-Forêt make up collection N (missing records in these stations have been replaced by those of Greenwich, Stonyhurst, De Bilt, Abinger or Hartland).

2. The records of Melbourne before 1920, then those of Toolangi make up collection S (after 1902, missing records have been replaced by those of Christchurch, Amberley or occasionally, after 1919, Watheroo).

3. The records of Colaba from 1872 to 1904, then those of Alibag (both stations near Bombay) make up collection T (from 1880 to 1967, Batavia-Buitenzorg-Kuyper-Tangerang records have also been studied).

At subauroral latitudes (this is the case of the stations belonging to collections N and S), the identification of s.s.c.'s is sometimes more difficult during the morning hours, but as the longitudes of the stations used for collections N and S are nearly 12 hours apart, the identification could be checked. The longitude of the stations for collection T is intermediate between those of collections N and S. Moreover their tropical latitude is particularly suitable for identifying s.s.c.'s, which often have a more distinct morphology at low latitudes.

All the original records (for H and D components) of the **three** collections have been examined **independently** to find the existing s.s.c.'s.

In Appendix D, some supplementary information is given on the successive steps of such a search, and the various checks made. Briefly, the list obtained closely approaches a list which would have been resulted if, after the independent search through each collection, the three-collections were **simultaneously** cross-checked.

The definite identification of each s.s.c., leading to its inclusion in the present list, has been made from the following documents :

a) a card on which were jotted down various remarks about the morphological quality of the event at the time of its identification in each collection,

b) photocopies of the event for collections N and S and a drawing for collection T.

Documents b have been the decisive factor in answering the question raised by each event : is it an s.s.c. or not ?

In Appendix E, some indication is given of criteria or rules used for including various events in the list (successive events in the course of a storm, definition of what is a storm, amplitude of the main movement of the event, sense of variation of the main movement).

Each event finally included in the list does not however correspond with the same certainty to the notion that one can have about the typical s.s.c. Therefore each s.s.c. catalogued is associated, for each collection, with a code number varying from 3 to 0 (in the yearly diagrams, the length of the line representing each s.s.c is proportional to the average of these code numbers). Their imposition on the approximately two thousand and

five hundred events of the list cannot be considered as strictly homogeneous. However, we took care, at the end of the work, to review all the code numbers in a few days time in order to diminish the influence of the possible biases introduced in the course of the preparation of the list.

We set forth in the same Appendix E the criteria chosen for the imposition of these code numbers, and, in order to specify their meaning, we describe the distribution of their frequencies in each collection and of the frequencies of the code number triplets imposed on each s.s.c. catalogued in the three collections.

Finally, one can wonder what is the reliability of the present list. When preparing it, we often felt the tremendous difficulties of the task and we are aware that such a list, established by other workers, would be different. Thus, in Appendix F, we give details about a comparison between the I.A.G.A. Bulletins 12 list and our list for the years 1949-1963; there exist effectively extensive discrepancies. By setting them forth, we try only to point out that, probably, very few clear s.s.c.'s have escaped our attention, and that most of the doubtful cases have been scrutinized, whether they have been finally reported or rejected. Discrepancies between various lists will always exist for doubtful cases. However, the following general conclusions can be stated from the comparison set forth in Appendix F.

The Bulletins 12 list is probably less homogeneous than the present list. Particularly, in some years, the former list includes a good many number of events which are reported by only a few observatories and one can say, with a relative certitude, that they are not s.s.c.'s. An advantage of the Bulletins-12 list is that it is established from a large number of observatories. However its drawback is that the definite identification for each event is simply made from the numbers of positive answers to a checking-list. It is quite probable that the checking-list, for doubtful cases, brings about an increase, rather than a decrease, of the positive answers.

For our list, the definite identification is taken, for each event, from a new investigation of the records (or reproductions) of the event under consideration, from three observatories whose geographical distribution is truly suitable. Such a return to the records themselves is probably essential when the event is doubtful. Consequently, from the experience acquired during this work, we would like to say that an international list should be established in one centre from reproductions of records taken from four or five low latitude observatories having an appropriate distribution in longitude.

4. INFORMATION CONCERNING THE PRESENTATION OF THE DATA

4.1. Description of the yearly tables.

Yearly tables contain average amplitudes (in gammas) of the activity for various time intervals and symbols (Q,C,K) characterizing the quiet days.

Amplitudes in columns N and S are daily amplitudes of the activity at each antipodal observatory (N : northern hemisphere, S : southern hemisphere) for each Greenwich day. They provide information about differences between the activity levels in each hemisphere. Such differences are highly significant for monthly averages (at the bottom of each column) or yearly averages (at the bottom of each table). They are much less significant for daily average; but, in the course of a stormy period of several days, it is possible to evaluate whether the activity is higher in one hemisphere than in another.

In columns M, amplitudes are half-daily values of the aa indices themselves for each Greenwich day. As the diagrams illustrate, three-hourly interval by three-hourly interval, the variation of the 12h-running means of these indices, M amplitudes may serve as a means to estimate the amplitude of the variations on these diagrams. However, for the very narrow peaks, one would have to go back to the aa indices themselves since the values displayed are four times more numerous than the M values.

The sum of the half-daily values M, in a given day, differs sometimes from the sum of the daily values N and S by one unit. This fact, due to the rounding process, is more or less frequent in relation to the respective values of coefficients C of Table III for each hemisphere. It brings about differences of several tenths of one gamma between the monthly averages $(N + S)/2$ and M, and differences sometimes greater than one tenth for the yearly averages (especially during the years 1920-1925).

The classification of the five international quiet days starts only in 1884. From that year on, we indicate by letter Q in the yearly tables the days thus qualified. One could find in a paper concerning the problem of the classification of quiet days (Ann. Géophys., 1969, p. 901-921) a a table summarizing the various methods used since 1884. We thought that it could be of interest to propose another classification (symbols C and K) for two reasons. Firstly, before 1941, quantitative indices aa are probably more suitable for classifying quiet days than the qualitative indices Ci. Secondly, for some research-work, one needs to know not only the five quietest days of the month, but also what are the days of each month which may be considered as truly quiet, whether the number of these days is larger or smaller than five. In Appendix F, we give details about the criteria chosen for classifying a day as quiet and their significance.

In the yearly tables, the classification is given for the 24h Greenwich days (letters C or K on left) or for 48h periods centred at Greenwich noon (letters C or K on right); in the latter case, the classification is valid for the local day of the same date at any longitude.

Briefly, the meaning of these symbols is as follows :

1) if letter C or K is imposed on a 24h period (or on a 48h period), it means that the average amplitude of aa indices during that period is less than or equal to 13 gammas (i.e. about 6 in Ap units);
2) if one or several three-hourly intervals of the period under consideration is more or less disturbed, letter K is imposed on the period; if not, letter C characterizes the period.

The difference between K-periods and C-periods can be summarized in this way : let us suppose that one period is characterized by letter K, the other by letter C but both have an average activity level equal. It means that the scattering of the three-hourly aa values is larger for the K period than for the C period. The former probably includes very quiet intervals but also relatively disturbed intervals and, thus, is less "quiet" than the latter. Half daily values in the tables give the possibility to identify, in such cases, the part of the period which is more quiet.

4.2. Description of the yearly diagrams.

Yearly diagrams illustrate 1) the variation of the aa indices and the moments of occurence of the s.s.c.'s : upper curve and vertical bars, 2) a double attempt at describing the solar recurrences of events : lower curve and series or large triangles associated with letters and numbers. In some aspects, such triangles which define the beginning and the duration of the storms (or stormy periods) are also an attempt at setting up a **catalogue** of storms.

As for the abscissas, these various data are marked in time by a series of small vertical bars (at the top and at the bottom of the diagram). Each of these marks is drawn at the abscissa of the first three-hourly interval of the days whose date is such as $(n \times 3) + 1$, n varying from 0 to 9; such dates are written from 6 days to 6 days and the month is indicated by its number.

These time-marks are drawn again with small crosses at the level of each curve; the beginning of each month is marked by a larger cross. Superimposed on the crosses, the small triangles (upper level) and rhombs (lower level) display two different definitions of the solar rotations. Triangles mark the first three-hourly interval of a Bartels rotation, and the figure written vertically on the left side of the diagram corresponds to the number of the rotation in which is included the last three-hourly interval of December 31st of the preceding year. The duration of the Bartels rotations is of 27 full days, the rotation number 1 beginning on March 3rd 1832 (see Chapman and J. Bartels, Geomagnetism, p. 407). Rhombs mark the first

three-hourly interval of a Carrington rotation, and the figure written on the left has the same meaning as for Bartels rotations. The average duration of a Carrington rotation is of 27.27523 days, the rotation number 1 beginning on November 9th, 1853. We set forth in Appendix G how we modify slightly the "astronomical" definition of the Carrington rotations (a synodical rotation of the Sun) in view of adapting them to a computation by three-hourly intervals.

The main advantage of the Carrington rotations is not to introduce, for long series of recurrences, any shift; such a shift is, for instance, of about 22 three-hourly intervals for a series of ten recurrences (let us recall that J. Bartels initiated his rotations at a time when one had only a daily characterization of the magnetic activity). The Carrington rotations give consequently the possibility of identifying, at two or three years apart, the solar longitudes affected by series of recurrent events.

The upper curve illustrates the variation of the aa indices for 12h-running means. At an abscissa whose time-mark corresponds to a given three-hourly interval, the ordinate is the average of indices aa for that interval and the three **preceding** intervals. Values of six days of the preceding year are drawn for connecting more easily one year to another. Furthermore, twenty-seven days of the following year are drawn in view of evaluating possible recurrences. The zero-line is at the level of the small crosses while a scale for one hundred gammas is drawn on the left. When the amplitude of the variation exceeds 350 gammas (see, for instance, in 1872), an arrow indicates this and the variation curve, shifted to the zero-line, is drawn again from that level.

The choice of a time-interval of 12h for the running averages is a compromise. Drawing the variation of the three-hourly indices themselves would display details not always significant, and the curve would have been too detailed. Conversely running averages for periods longer than 12h (24h, for instance) would attenuate the amplitude of storms whose duration is shorter than one day.

Vertical bars displaying the occurrence of an s.s.c. are drawn at the abscissa of the three-hourly interval during which it occurs. The length of the bar is proportional to the average of the code numbers imposed on each collection (see the s.s.c. list or Appendix E).

Displaying the sequences of recurrent events or storms is attempted in two different ways.

The lower curve of the yearly diagrams corresponds to the variation of the quantity $\omega\ (2) = 2\sigma_m^2/[(\sigma_1^2 + \sigma_2^2)/2]$, computed for **each** three-hourly interval. A solar rotation lasts a little more than 218 three-hourly intervals. Let us call $i_1, i_2, \ldots i_{218}$ the aa indices values for a sequence of 218 intervals, and $i_{219}, i_{220} \ldots i_{436}$ the values of the following sequence. The variances σ_1^2 and σ_2^2 are computed for each of them; furthermore the variance σ_m^2 is computed for the sequence $(i_1 + i_{219})/2$, $(i_2 + i_{220})/2$, $\ldots (i_{218} + i_{436})/2$.

The statistical meaning of such a quantity ω (see S. Chapman and J. Bartels, Geomagnetism, Oxford 1940, p. 584) is taken to be a measure of the degree of similitude for the variations of both sequences. If the variations are exactly similar in both of them, the ω value would be 2; it would be 0 if the variations are opposite in phase, and 1 if the variations have a random distribution. Such a quantity is highly selective since the totality of each solar rotation is compared to the totality of the following one. Now let us suppose that one or two events whose duration is relatively short are recurrent but all the other events of both sequences correspond to different solar longitudes. The value of ω will be probably very small. In spite of such drastic limitations, we believe that drawings of the quantity ω might guide a user towards noteworthy periods, because high values are reached by ω, sometimes for long periodes (several months). In Appendix I, we remark about particular features of the ω curves. Note that the ordinate-scale for these curves is drawn on each side of the diagram.

The second attempt to estimate the solar recurrencies is much less selective. Let us suppose that the commencement of each event or storm could be determined : if an event b begins 218 ± 12 three-hourly intervals after an event a, the event b is considered as recurrent to the event a. Triangles drawn at the bottom of each diagram display this other attempt. The vertical side of the triangle marks the time of the commencement of the event and the length of the horizontal side, its duration. The figure written vertically and associated with each triangle is the number, in the Carrington rotation, of the three-hourly interval at which the event begins. When the triangle is cross-hatched, it means that the event is not recurrent because it does not satisfy the condition stated above. When the condition is satisfied, the alphabetic letter associated with the triangle is the same as the letter of the recurrent event. Thus each series of recurrent events can be identified by the repetition of the same letter (clearly, a given alphabetic letter can overlap from one year to another); figures n written above some letters show either the first event of the series (n=1), or the last one (n=total number of events of the series).

Such an evaluation of the recurrences narrowly depends on two factors : 1) the determination of the commencements themselves, 2) the tolerance (± 12 three-hourly intervals) chosen relatively wide because of the uncertainty in determining the commencements. A computer program, analyzing the variation rates of aa indices and their level (see Appendix I), permitted us to obtain reasonable determinations of the commencement or durations in about 90 % of the cases; but, because of the morphological complexity of the aa curves, we judged that it was necessary to modify the others by hand (such interventions were more frequent in the highly disturbed years). Consequently the definition of the event commencements lacks in objectivity and is not entirely "reproducible". However, two facts observed before any intervention by hand urged us to publish this attempt : 1) there was a frequent simultaneity between commencements computed by the program and s.s.c.'s themselves, 2) there existed long series of

recurrences (sometimes for more than 10 rotations). As with the first attempt (curves ω), this second attempt may guide a user towards noteworthy periods.

One must emphasize that recurrences thus identified mean only that a solar source is at approximately the same longitude; nothing can be concluded about its solar latitude.

4.3. List of s.s.c.

For each s.s.c., we give, in the following order, the year (Y), the month (M), the day (J), the U.T. hour (H), the code triplet (C) (and the sign "minus" if the s.s.c. is a negative one at low latitude), the duration of the main movement in minutes (D), two numbers relative to the amplitude in gammas of the main movement (AT,ANS) and finally the order number of the s.s.c. in the year. Some of these data prompt comment.

We do not search for an estimation of the time H with an accuracy higher than a tenth of hour. A greater accuracy would have necessitated a laborious check of all the clock-corrections and we had not always corresponding information.

By the duration D of the main movement, we mean the time-interval between the commencement itself (before the small impulse if it exists) and the first extreme. In some cases, the morphology of the event was rather complex or not the same in the three collections. We tried to choose the right moment of the extreme by comparing the three collections and ordinarily we succeeded in finding approximately the same duration, from a morphological point of view, for at least two collections out of three. The measurement was made with a magnifying glass, graduated in two tenths of millimeter; we choose certainly more often even numbers than odd numbers of the tenths of millimeter. Now, the resulting value in minutes depends on the speed of the records (more often 15mm/hour, but also 10 or 20mm/hour). Then, there exists certainly a trace of this fact (even number of tenths of millimeter converted in minutes for a certain speed) in the D values given in the list of s.s.c.'s. Table IV illustrates the frequency distribution of the durations by ranges of 1 minute. If the greater frequency is certainly around 4.0 minutes, percentages for $3.0<D\leqslant 4.0$ and $5.0<D\leqslant 6.0$ are larger because of a tendency to scale 1 mm instead of 1.1 (or 0.9) on records with a speed of 15 mm/h and 2.0 instead of 2.1 on records with speed of 20 mm/h.

TABLE IV

D	0	1	2	3	4	5	6	7	8	9	10	11	12	13
	1.1	7.8	12.7	34.5	16.2	16.0	4.4	5.4	0.8	0.5	0.2	0.4	0.0	

Percentages of s.s.c.'s whose duration D (in minutes) is included between two limits (greater than the left limit, lower or equal to the right limit)

A measurement of amplitude has been attempted, with the same magnifying glass, on both horizontal components for each s.s.c.; it corresponds to the variation of the components during the D time-interval defined above. Amplitudes are given in full on the magnetic tape described below. A large diurnal variation of the s.s.c.'s amplitude exists at latitudes of the collection N and S and it prevents giving an average amplitude computed from the three collections T, N and S. We describe in Appendix J in what way we normalize the amplitudes of collections N and S in relation to collection T. The aim of this attempt is 1) to give an amplitude for the cases where no record of collection T was available, 2) to provide information not based on a single observatory. Finally two numbers are given : both correspond to a projection in the dipole system (probably more convenient for s.s.c.'s, but which also eliminates the secular variation of the declination, rather large at some observatories).

Number AT (in gammas) corresponds to the amplitude of the s.s.c. in the T collection. No correction has been attempted for a difference between Colaba-Alibag and Batavia (their dipole latitude are nearly equal). A missing value is printed with asterisks.

Number ANS corresponds to the normalized amplitude of one of the collections N or S (in that case, letter N or S follows) or the average of the normalized amplitudes of both collections N and S (in that case, no letter follows). Again a missing value is printed with asterisks.

Furthermore, in a few cases (they correspond to those for which, in table J2, the difference d is higher than 50% of the value AT), the ANS value is followed by an asterisk. It means that the results of the normalization are too ambiguous in such cases to be given numerically; there are five such cases in the years 1885, 1909, 1940, 1946 and 1960. The worst of these five cases is the number 10 of 1940 for which AT=310 and ANS=1161. Note however that the other s.s.c. with an amplitude higher than 300 gammas (AT=308 for number 10 of 1928) corresponds to an ANS=235.

4.4. Contents of the magnetic tape

The magnetic tape is made up of two successive parts :

A) four records (a,b,c,d) by month for the one hundred years contain the K indices of the antipodal Northern (a) and Southern (b) observatories, the aa indices (c), the classification of the Q, C and K days, the definition of the events or storms illustrated by triangles in the yearly diagrams (information which corresponds, in some way, to a storm catalogue) and the numbers of the Bartels and Carrington rotations (d).

B) a series of records contains the time of each s.s.c., its code numbers, its amplitudes in H and D components (and their projections in geographical or dipole coordinates), its amplitudes AT and ANS, the observatories used in identifying the s.s.c.

In Appendix K, we give a more detailed description of the magnetic tape.

APPENDIX A

Transformation of K indices into amplitudes

As with indices am, factors for transforming K indices into amplitudes ak are defined by the mid- amplitude of each class of amplitudes corresponding to each index K. The scale chosen for the amplitude classes has a lower limit equal to 500 gammas for K=9.

However, in the computation of indices am, K indices in units of 0.1 are used because one averages the K indices of each group of observatories in various longitude sectors of each hemisphere. In order to obtain a finer graduation towards values lower than 2.5 gammas (the mid-amplitude of the class K=0), the lower factors were modified. The reason for this was the following : if a K=0 was obtained at all the observatories of the network, the true amplitude of the activity is clearly smaller than 2.5 gammas (cf. Indices Kn, Ks et Km, 1964-1967, Ed. du C.N.R.S., Paris 1968).

When using two observatories only, such a process is no longer justified and consequently a value of 2 gammas is taken for class K= 0.

APPENDIX B

The K index scalings at the antipodal observatories

1. Northern antipodal observatory

Table B1 gives a summary of average sensitivities, in gammas/mm, at the Northern antipodal observatory. Their values are, in general, suitable for a scaling of K indices, given the latitude of the observatories. Difficulties came rather from the poor quality of some older records or from spurious effects due to electric railways.

Before 1882, the quality of the photographic paper used at Greenwich was relatively poor (much worse, for instance, than that used at Kew at the time). Consequently, traces were sometimes rather wide. Furthermore, from 1867 to 1914, parasitic oscillations, lasting several hours, sometimes appear in the records. Their frequency decreases with time and they become very rare after 1900. Experience with these spurious effects was quickly gained, so that the true activity could be estimated through them; it was frequently possible to confirm these estimates by comparison with the Kew records. Consequently, we think that these difficulties have no serious influence on the quality of measurements; some of them may have been incorrect because we overestimate spurious effects but no systematic error should result from it.

The effects of electric railways began in 1905 at Greenwich. In 1908, they became troublesome and, up to 1925 (the end of the Greenwich records), the choice between K=0 and K=1 was made uncertain by these effects. At Abinger, similar effects were present from the establishment of the station but they were always weak and the K scalings were not appreciably affected.

2. Southern antipodal observatory

Apart, from a few years, during which the traces are rather wide, the quality of the older Melbourne records is clearly much higher than that of the Greenwich records and higher even than that of the Kew records because fewer records are missing.

During the first years, parasitic oscillations similar to those observed at Greenwich sometimes appear, especially in D. However, they are relatively rare and smaller. The effects of electric railways begin to appear at Melbourne in 1915 but are very weak until June 1919. At that time, they become a little troublesome without compromising the scalings. At Toolangi, located far from any railways, records were never spoiled by any parasitic effects.

TABLE B1

	Greenwich		Abinger		Hartland
	1968-1915	1916-1925	1926-1937	1938-1956	1957-1967
H	3.0	3.2	2.6	4.4	4.2
D	2.7	3.0	3.3	4.9	5.5

TABLE B2

	Melbourne				Toolangi		
	1868-1877	1877-1890	1890-1915	1916-1919	1920-1938	1940-1949	1950-1967
H	16 to 23	5 to 8	10 to 11	4.9	5.0	5.1	4.7
D	7.9	7.8	7.4	7.4	7.0	7.8	7.8

The Melbourne sensitivities were the most troublesome. They presented two problems :

1) - scarcity of information or inconsistency for H sensitivities in the archived documents
2) - very low sensitivities in H for the years 1868-1877.

As for the first point, some photographic calibrations existing in the records, although very rare, permitted the computation of the H sensitivities with reasonable accuracy. Table B2 gives a summary of average sensitivities in gammas/mm. When they vary greatly in the course of an interval, extreme values are indicated. Major adjustments of the recorders were made at Melbourne in September 1877, September 1890 and December 1915. In 1939, the Toolangi observatory was out of action, destroyed by a bush-fire. The large variations of the H sensitivity during the intervals previous to 1890 (due to the slow drift of the moment of the H recorder magnet) seem to have been sufficiently regular to permit reliable interpolation.

As for the second point, the sensitivity weakness in H during the years 1868-1877 makes the scaling rather difficult. To estimate the margin of error which could be thus introduced, K indices were independently scaled for the D component only for the years 1868-1876 and 1891-1900. Thus the activity levels obtained with the normal K indices (H and D) and K_D indices can be compared. Table B3 summarizes such a comparison; it gives ratios R of the activity level measured with K_D's to that measured with the normal K's (after transformation of indices in gammas), for the whole year (in which case, the standard-deviation σ of the yearly ratios of each series is added) and by season. The mean activity amplitude A is indicated in the final column.

The systematic variation from the June solstice to the December solstice is probably related to the annual variation of the activity and will be discussed elsewhere. Here the important fact is that the ratios for the two periods under consideration are very similar. Consequently the low sensitivity in H in the early years does not seem to have compromised the reliability of the measurements.

TABLE B3

	Year		June Solstice	Equinox	December Solstice	Average amplitude
	R	σ	R	R	R	A
1868-1876	0.858	0.052	0.920	0.864	0.792	14.80
1891-1900	0.858	0.043	0.918	0.849	0.812	13.67

APPENDIX C

Interpolations

1. Northern antipodal observatory

Prior to 1916, the missing records of Greenwich could be replaced with those of Kew, a station located (like Greenwich) in the suburbs of London. When Kew records were also missing, we used either Stonyhurst before 1884 (Kew was out of action most of the year 1874) or Saint-Maur or Val-Joyeux (near Paris) after 1884. While we used the same lower limit for K=9 for Kew as for Greenwich, we computed for the other observatories a lower limit which takes the latitude difference into account.

After 1916, we replaced the missing records of the Northern observatory with those of Val-Joyeux or Chambon la-Forêt.

Finally, all the three-hourly intervals of the series of the Northern antipodal observatory could be scaled from existing records.

2. Southern antipodal observatory

After 1902, all the three-hourly intervals could also be scaled from existing records. Christchurch, then Amberley, in New-Zealand, have been the supplementary stations. After 1919, when Amberley records were also missing (about 130 intervals), Watheroo has been used.

For Watheroo, an appropriate lower limit for K=9 was used. But for Amberley (and Christchurch), we used a lower limit of 500 gammas and this needs special justification since Amberley records have been used for the whole year 1939 in place of Toolangi (which was out of action during that year).

In order to check that such a lower limit was the right one, two other years (1951-1952) on the Amberley records were scaled. According to the magnetic latitudes, the ratio (Amberley/Toolangi) of the activity levels should be 1.08 (for justification of this assertion, see paragraph 2.2 of the main text). The observed ratios for the two years are respectively 0.961 and 0.971 (the standard-deviation of the 24 monthly ratios is 0.05). Consequently, it was judged useless to introduce any correction (see again the scattering of the yearly ratios in figure 1) and the Christchurch indices (quite a few) and the Amberley indices have been included in the Southern series without modification.

Before 1902, apart from three relatively long interruptions (August 26th to September 27th in 1877, i.e. 33 days; 2nd to 27th of March 1890, i.e. 26 days; August 28th to October 12th in 1890, i.e. 46 days), the missing records at Melbourne are rather rare : roughly, 500 three-hourly intervals between 1868 and 1902. As no neighbouring observatory existed at that time, the only way of interpolating was to compute values from the Northern series. In such a computation, two main factors must be taken into account : the daily local time variation and the annual variation, both out of phase in the antipodal observatories. Thence, the data were divided into twelve sets according to months (annual variation) and, for each set, regression lines of the Southern series of K's in relation to the Northern series have been computed for each of the eight three-hourly intervals (local time variation). As the periods requiring interpolation belong, in general, to relatively weak solar cycles (the largest part to the solar minimum years 1877 and 1890), the data used for that computation were restricted to the first sixty years (1868-1927). The slopes of the eight regression lines of a given month can vary by as much as a factor of two (for instance, from 0.53 to 0.97); for a given three-hourly interval, the slopes of the twelve regression lines usually vary by about one tenth. In order to estimate the order of magnitude of errors resulting from such a computation, Table C1 gives for the sixty years the percentages of the differences, d, between computed and measured Melbourne indices (173459 values).

In 94% of the cases, the difference between the computed and measured index is less than or equal to one unit. Note however that in one case (eighth interval of the 14th of October 1872), the difference reaches a value of 5. Indeed, a K=9 was measured at Melbourne while a K=7 was measured at Greenwich; but the computation gives a value below that of Greenwich (K=4) because the three-hourly interval under consideration is during the local day at Melbourne and the local night at Greenwich, whence the difference of 5.

Such an example shows clearly that statistical laws of "local time variation" are not always effective. Among the 1,861 indices of the Southern series which have been computed, similar cases may exist. However they are probably rare because most of the computed indices belong to periods of weak activity in which the differences d are quite small.

In the yearly tables, the three main periods mentioned above are given as footnotes.

TABLE C1

d	-4	-3	-2	-1	0	1	2	3	4
	0.007	0.078	2.269	26.339	47.985	19.797	3.259	0.249	0.017

Percentages of the differences d

APPENDIX D

The various steps of the s.s.c.'s search

The s.s.c. search began with the Kew records. We had at that time a very limited experience in identifying s.s.c.'s because we were never previously directly concerned with such a phenomenon. Rapidly, the conspicuous decrease of the amplitude of s.s.c.'s during

the morning hours on the Kew records became apparent. When records for years where Kew station began to be disturbed by electric railways (1902) were examined, it was evident that the identification of some s.s.c.'s in the morning hours was uncertain. This preliminary search was stopped at 1912 and resumed entirely with records of the French observatories (Saint Maur, Val-Joyeux and Chambon-la-Forêt) from 1885 onwards (collection N).

At first, it was planned to use only the Melbourne and Toolangi records (collection S) as a complement. But meanwhile, a systematic comparison was made for about ten years between the French records and those of Bangui and M'Bour (low latitude stations). It was clear that the conspicuous decrease of the amplitude of s.s.c.'s during the morning hours did not exist there; then a search for s.s.c.'s in records coming from such latitudes provides important additional information for confirming their identification. Whence came the idea of completing the systematic search from records of the two antipodal observatories with a collection of records obtained at tropical latitudes.

Examination of the Batavia-Buitzenborg records (1880-1967) confirmed fully, after the study made on the Melbourne-Toolangi records, the importance of using a tropical station for that purpose. Finally, the records of Colaba and Alibag were found to form a beautiful series, beginning in 1871 and making up, perhaps, the most complete collection of records in the world. Their quality and especially their regularity were particularly impressive, even in comparison with the Kew and Melbourne records.

Finally, the s.s.c. list was established in three steps.

a) The **original** records of the three collections have been **independently** examined in the chronological order N, S and T. For each collection, not only the distinct s.s.c.'s have been catalogued but also a certain number of events, considered as doubtful s.s.c.'s or, at first sight, not interpretated as being s.s.c.'s have been carded with a view to checking them with the other collections. Furthermore, photocopies (collections N and S) or free hand drawings (collection T) of the distinct s.s.c.'s as well as of all doubtfull events were taken.

b) The cross-checks between collections were as follows :

– When studying the original records of collection S, cards and photocopies for collection N were available so that all the events collected from collection N could be checked against the collection S. Later, all events from collection S and not previously identified with collection N have been compared with that collection.

– When studying the original records of collection T, cards for collection N, and cards and photocopies for collection S were available; a cross-check of all these documents was made against collection T. Later, the events from collection T not yet identified with collections N or S have been compared with collection N; unless it was clear by the comparison between the original records of the N collection and documents of T collection that the event must be rejected, its photocopy in collection S was requested for a final check.

c) The definite classification has been made from the documents (cards and photocopies or drawings) collected for each event.

The ultimate decision about each event has been taken in conditions nearly similar to having the three collections simultaneously available. The previous steps guarantee a fresh examination of all records of each collection and practically all the cross-checks possible.

APPENDIX E

Criteria for the identification of s.s.c.'s and definition of the code numbers

Anyone who has attempted a collection of events whose identification must mainly be made from morphological features knows the difficulties of the task; particularly that the number of identified events may vary quite a lot from one observer to another. Some of the rules which were followed are set out here.

By definition, an s.s.c. is a **sudden commencement for a storm.** Each of the three words raised various questions.

1) "commencement"? With regard to this word, what rule should be chosen when two similar events, both resembling a s.s.c., occur within a few hours of each other ? The storm has already begun after the first one, because there is a clear change in the rhythm of the disturbance : however, it takes on its full growth only after the second one. To retain the two events (or more, sometimes) no longer seems to correspond to the strict definition of a "commencement". However, we followed the rule of including such successive events in the list. Likewise, it may happen that, while the storm still continues, a recru-

descence of the disturbance takes place, beginning with a sudden movement, whose morphology is often of a special form. Here again, we followed the rule of including such events in the list.

2) "storm" ? The question here is to know from what disturbance level one can say that a storm does exist. Also is it necessary that all the classical features of a storm (first phase, main phase, recovery phase) occur ? We systematically retain events whose morphology is that of an s.s.c. whether these features exist or not and even if the following storm might be qualified by the expression "micro-storm". The decisive factor was the existence of a true change of rhythm in the disturbance before and after the event (from this point of view, an s.i. - sudden impluse - is not associated with such a rhythm change). Furthermore, at the moment of the definite choice, a glance to the aa indices variation often helps to confirm the rhythm change. Likewise, we classified as s.s.c.'s, events whose morphology was sufficient even if the storm itself appeared sometimes more than 12 hours after the event; the sign of a link between that s.s.c. and the storm was the existence of a micro-agitation immediately after the s.s.c.

3) "sudden" ? This feature, the essential one, means that there is a radical change in the variation rate of the geomagnetic field. A technical problem arises here : the sensitivity of the records, more or less high in relation to the recording speed, may bring about quite different morphological features. Suppose that this is taken into account. The essential fact is the amplitude of the main movement of the event : this will appear all the more "sudden" if its amplitude is larger, supposing that the time interval between the beginning of the move and its maximum amplitude is the same. Little by little, the impression was gained that, in general, there was no relationship between s.s.c. amplitude and the storm amplitude. Consequently, no rule was fixed for a minimum amplitude of the main move and events were classified whose amplitude was as low as a few gammas.

The condition always required was that the suddenness of the event's beginning in the records was marked by an angular feature in the photographic trace. Such a morphological feature can be readily discerned from a feature where a smooth variation takes place.

A last point has to be mentioned. Classicaly, the main move of an s.s.c. causes an increase in the horizontal component, although it might be a decrease in the morning hours at mid- and subauroral latitudes. In the course of this investigation, sudden events were observed whose main move was a decrease in the records of the three collections and which ushered in a storm. Such events were included in the list, but there are given a special code number.

The code numbers which will now be described cannot eliminate the observer's personal equation implied in the preparation of any catalogue of morphological events. Clearly, such code numbers are themselves very "subjective". However, they can help users to discern roughly the degree of certainty of the events catalogued.

Such a code number was imposed on the event in each collection in the following manner.

1) Number 3 corresponds roughly to letter A of the I.A.G.A. Bulletins 12 or 32 ("very distinct s.s.c."); in imposing it, three criteria are taken into account : clear morphology, relatively large amplitude, radical change of rhythm.

2) Number 2 corresponds to letter B ("fair, ordinary but unmistakable s.s.c."); here, the stress, in imposing it, was put on the word "unmistakable". In other words, the event observed in the collection under consideration is sufficient, in itself, to assert that the event is an s.s.c. Imposing 2 instead of 3 means that one of the three preceding criteria is not so remarkable, especially the third one.

3) Number 1 would correspond to letter C ("doubtful s.s.c.") with the following meaning : the event observed in the collection under consideration may be an s.s.c., but is not sufficient, in itself, to assert that it is such (especially, for instance, because of no clear change of rhythm). In order to qualify the event as an s.s.c., one needs a confirmation by the features of the same event in records of observatories whose geographical location is very different (in our case, the other collections). Consequently an event on which the code number 1 is imposed three times is not a doubtful s.s.c. but a quite probable s.s.c.

4) Number 0 means that the event observed in the collection under consideration could be unnoticed, or is an extremely doubtful s.s.c., or, even, should not be qualified as such. In some aspects, this code number would correspond to letter D of the I.A.G.A. Bulletins ("event decidedly not recorded, although the record was satisfactory"). When it is imposed in one of the collections, and when only code numbers 1 qualify the event in the other collections, the event should be considered as a doubtful s.s.c.

If an asterisk (*) takes the place of the code number of one collection, it means that no record was available for that event.

Such a case never occurs for the collection N. It happens 113 times for collection T (of which 104 are in the years 1868-1872) and 38 times for collection S (of which 32 are before 1901). It happens 4 times (before 1871) that an s.s.c. could be reported from the collection N only.

If a minus sign (-) follows the three code numbers associated with each event, it means that the main movements of the events is a decrease in horizontal component in all three collections (negative s.s.c.). This occurs 18 times. The absence of such a sign means that the s.s.c. is a normal one.

Table E1 gives information about the distribution, in each collection N, T and S of the code numbers 0, 1, 2 and 3.

Clearly, the high code numbers are more numerous for collection T than for the others. Furthermore, code number 0 has never been imposed on collection T. The reason for this is that the morphology of the events is much better shaped in a low latitude station. Consequently we always gave a larger weight to collection T in identifying the events; particularly, if an s.s.c., recorded in that collection, would have to be qualified with code number 0, it was systematically rejected.

Again, there is a systematic difference between collection N and S : code numbers are higher in collection S. We checked such a difference existing only after 1915, a time at which the sensivity in the horizontal component of the S collection becomes approximately twice larger than that of collection N. This shows that we were influenced by the sensitivity when imposing the code numbers. Furthermore, one must notice that most of the code numbers 0 are imposed at local hours during which the amplitude of s.s.c.'s is largely reduced (or is reversed) because of the diurnal variation existing at subauroral latitudes.

Table E2 gives information about distribution of the triplets of code numbers for each s.s c. (the cases for which one of the numbers of a triplet is missing are excluded from that computation). There is no s.s.c. on which a triplet such as 010 has been imposed. Consequently we made three classes : C/ triplets such as 011, a class which corresponds to doubtful s.s.c.'s; B/ triplets such as 111 or 021, a class which corresponds to quite probable s.s.c.'s; A/ triplets with higher code numbers, a class which corresponds to unmistakable s.s.c.'s.

It appears that about 10% of s.s.c.'s of the present list are doubtful (class C) and almost 75% are unmistakable s.s.c.'s. Among them, the subclasses A4, A6 and A8 of class A correspond to triplets whose sum of the code numbers are equal to 4 or 5, 6 or 7, 8 or 9. The percentages (in brackets) of Table E2 indicate how the various triplets corresponding to a given sum are distributed (thus triplets as 233 or 333 belong to subclass A8).

TABLE E1

Code Numbers	0	1	2	3
N	8.8	42.4	37.2	11.7
T	0.0	21.9	62.9	15.1
S	6.2	38.5	42.3	12.9

Percentages of the code numbers in each collection

TABLE E2

Classes	C	B	A	(A4)	(A6)	(A8)
	9.6	16.5	73.9	(32.6)	(27.1)	(14.2)

Percentages of triplets for different classes

APPENDIX F

A comparison between the Bulletins 12 list and the present list

The present s.s.c.'s list has been compared with the list of the I.A.G.A. Bulletins 12, which begins in 1949. Any reliable check of the differences necessitated a new examination of records from a low latitude station. This is why we limited the comparison to the years 1949-1963 for which we had at our disposal the Honolulu year-books containing copies of the records. Table F1 summarizes the results of this comparison for the 15 years, and for various groups of years.

The percentages of supplementary s.s.c.'s are computed in relation to the number of s.s.c.'s common to both lists (values in

TABLE F1

	Supplementary s.s.c.'s in the present list			s.s.c.'s common to both lists	Supplementary s.s.c.'s in the Bulletins 12 list.					
	all	listed in the Bull. 12 list as : s.i.'s	bays		unidentified no	unidentified yes	identified no	identified yes	all no	all yes
1949-63	22.5 (88)	10.6 (41)	0.8 (3)	100.0 (387)	52.2	1.8	14.3	3.4		
1950-55 1959-63	31.6 (66)			100.0 (208)	21.1 (44)	0.5 (1)	21.1 (44)	4.3 (9)	42.2 (88)	4.8 (10)
1949	8.3			100.0 (48)	202.1	6.2	14.6	0.0		
1956-58	13.1			100.0 (130)	46.9	2.3	9.2	3.1		

Percentages of the supplementary s.s.c.'s in relation to the number of common s.s.c.'s

brackets below some percentages correspond to the number of events). On the left, the first column indicates the total percentage of events, identified as s.s.c.'s in our list and not reported by the Bulletins 12 list. Among them, the percentage of events reported as s.i.'s or as bays by the Bulletins 12 list is specified. On the right, the supplementary s.s.c.'s of the Bulletins 12 list are divided into two classes : 1) "unidentified" (events which were never identified during our search for s.s.c.'s), 2) "identified" (events which have been scrutinized but finally rejected). Events of the first class have been analyzed from the records of Honolulu and Chambon-la-Forêt, those of the second class have been rescrutinized from the copies of the three collections N, T and S. Then a secondary division into two sub-classes was made : 1) "no" (events which we believe they are not an s.s.c.), 2) "yes" (events which might be classified as s.s.c.'s).

A comparison of the three last rows of Table F1 clearly shows that the Bulletins 12 list is not homogeneous in the course of the 15 years under consideration. Anyone who would consult Bulletins 12 for the year 1949 and the years 1956-1958 could quickly see that quite a lot of s.s.c.'s are reported by only some observatories. Thus the second row of Table F1 (where the above mentioned years are excluded) gives a better basis for a comparison of the lists. The differences between both lists are still quite large.

Thus 98 supplementary events (columns "all" on the right) exist in the Bulletins 12 list for the years 1950-1955 and 1959-1963. More than half of them (class "identified") had been seen when preparing our list. After a fresh examination of the events of the class "unidentified" or a re-examination of those of the other class, ten only have been classified as s.s.c.'s (9 of the 10 belonging to the second class and these being cases for which we were hesitating before the re-examination). One could ask whether our criteria of classification are not more severe than those used for the Bulletins 12 list, since we rejected a number of s.s.c.'s, which makes a large percentage (47%) in relation to the number of common s.s.c.'s.

However, a 31.6% difference (column "all" on the left of Table F1) exists in the opposite sense. It corresponds to 66 events, reported as s.s.c.'s by our list only. Table F2 gives a comparison of the numbers of the triplets imposed on supplementary events of our list and on events common to both lists during 1950-1955 and 1959-1963 (see appendix E for the meaning of the code numbers and Table E1 for the division into classes C, B and A).

Relatively, there exist more "doubtful" events among the supplementary events than among the common events. This fact seems normal but more than two thirds of the supple-

TABLE F2

Classes	C (doubtful)	B (probable)	A (unmistakable)
Supplementary s.s.c.'s	19	23	24
Common s.s.c.'s	25	25	158

Number of supplementary s.s.c.'s of the present list with various classes of code numbers (1950-1955 et 1959-1963)

mentary events were not qualified as "doubtful".

Table F3 shows how all the supplementary events (years 1949-1963) fall among events not reported by the Bulletins 12, or reported as s.i.'s or as bays. Here, there appear to be clear differences : 1) among the not listed events, those qualified as "unmistakable" are the less numerous; 2) among the s.i.'s of the Bulletins 12 list, which were identified by us as being s.s.c.'s, most of them are qualified as unmistakable or probable. This last difference illustrate the difficulty, in certain cases, to distinguish between s.s.c. and s.i. (note that the s.i.'s of the Bulletins 12 list, reported by us as s.s.c.'s. correspond to only 4,4% of all s.i.'s reported by the Bulletins 12 list).

Finally the 3 s.s.c.'s of our list (n° 19 and 25 of 1957, n° 10 of 1963) which are reported as bays in the Bulletins 12 list, raise a question. In our point of view, none of them deserve to be classified as bays. The first one (n° 19 in 1957) might be a variation not deserving any qualification. The two others look like probable s.s.c.'s.

TABLE F3

Classes	C (doubtful)	B (probable)	A (unmistakable)
not listed s.s.c.'s	20	10	14
s.i.'s	4	15	22
bays	-	3	-

Number of the supplementary s.s.c. of the present list qualified as s.i. or bays in the IAGA list or not listed (1949-1963)

APPENDIX G

Description and meaning of the criteria chosen for defining C and K quiet days

When investigating the "classification of the international magnetic days" (Ann. Geoph., 1969, p. 909-921), we suggested two kinds of criteria for the definition of a **truly** quiet period : 1) an upper limit for the average activity level during the period under consideration ($Ap \leqslant 6$), 2) an upper limit for the activity level of the three-hourly intervals taken separately (no $Kp \geqslant 3_0$, or fewer than two $Kp \geqslant 3_-$).

We call C the periods satisfying both criteria (evidently with the necessary adaptation for indices aa), and K the periods satisfying only the first one. Then the periods on which symbol K is imposed are such as they include three-hourly intervals whose activity level is clearly higher than the average level of the period (for instance, $Kp=3_0$ means an activity level of ap=15 while the average level cannot be higher than ap=6).

Estimating differences between a classification based on aa indices and a classification made on another type of indices (e.g. am indices) is of interest for appreciating the reliability of the former. Table G1 displays results of the comparison, for the years 1959-1967, of 48h period classifications. The first criterion is defined by Am (or Aa) $\leqslant 12$ (analogous to $Ap \leqslant 6$ since Ap is expressed in 2 gamma units), and the second one by no $Km \geqslant 3_0$ or fewer than two $Km \geqslant 3_-$ (or the equivalents for aa indices). The underlined symbols (C and K) correspond to am indices. Thus percentages below the group C,K correspond to the cases where the period is classified as C with am and as K with aa. The other groups (C and K, or C and K) correspond to the cases where the period is classified with one index and is not classified with the other. The total number N of the periods classified

TABLE G1

(am, aa)

C, C	K, K		C, K	K, C		C	K		C	K		N
51.1	18.2	69.3	14.0	2.0	16.0	3.5	11.2	14.7	(1.3)	(0.2)	(1.5)	1200

Values in percentages (48h periods) (1959 - 1967)

TABLE G2

n	17	21	28	32
(Km)	(2_+)	(3_-)	(3_o)	(3_+)
p	1	2	4	6

Class C : Aa $\leqslant 13$, $\Sigma p < 6$
Class K : Aa $\leqslant 13$, $\Sigma p \geqslant 6$

Criteria chosen for 48h-periods

with am indices is of 1200; percentages of the periods classified with the aa indices only are computed in relation to that number, but do not contribute to it.

Both classifications are identical (groups C,C and K,K) in 69.3% of the cases. A few supplementary periods (1.5%) are introduced by aa indices. Again, a few periods (group K,C : 2.0%) are classified as C with aa but K with am. Conversely, the other groups (C,K with 14.0% and K with 11.2%) indicate that aa indices would be more selective, in classifying, than the am indices. The reason for this is the following.

Let us consider, for instance, the periods of the group C,K (Table G1) which are the most numerous among periods not similarly classified by indices am and indices aa. In that case, the average activity level is lower than 12 with both indices but a higher number of three-hourly intervals with Km's $\geqslant 3_-$ (or its equivalent in aa) exists with aa indices since the period is classified as K and not as C. Such three-hourly disturbed intervals are necessarily more or less isolated since the average activity level of the period must be lower than 12. Consequently the answer of the aa indices to such isolated perturbations would be greater than that of am indices. Now aa indices are computed from two observatories only and, even though they are approximately antipodal, they cannot give planetary average level of the activity, in a given three-hourly interval, which has the same reliability as the level obtained with the network of Km-observatories.

Let us still consider the periods classified with am indices, which are not classified with aa indices (either C or K of Table G1); they are relatively numerous (14.7%). It means that the average level of these periods, with aa indices, is higher than 12 gammas, while their level is $\leqslant 12$ with am indices. Furthermore, it happens more frequently with periods K (11.2%) than with periods C (3.5%). Such an effect is similar to that just described : a few disturbed three-hourly intervals are included in these periods, they are more or less isolated and, because the aa indices are more sensitive to them, the average level is higher with aa indices than with am indices.

As the differences of classification appearing in Table G1 were rather large, we searched to reduce them. The first change in the criteria was to raise the upper limit for the average activity level up to 13 gammas; thus a part of the 14.7% of periods not classified with aa indices (groups C and K of Table G1) could then be classified. Furthermore, in order to smooth the effect of isolated disturbed three-hourly intervals, the threshold of the second criterion has been lowered to 2_+ but the number of three-hourly intervals $\geqslant 2_+$ necessary to pass over from class C to class K was raised. Table G2 gives the criteria finally chosen for the 48h-periods.

TABLE G3

(am, aa)

	C,C	K,K		C,K	K,C		C	K		C	K		N
$0 \leqslant Am \leqslant 6$	98.0	0.9	98.9	0.3	0.9	1.2	-	-	-				334
$7 \leqslant Am \leqslant 9$	74.0	8.9	82.9	10.4	6.8	17.2	-	-	-				441
$10 \leqslant Am \leqslant 12$	17.6	46.2	63.8	9.6	9.2	18.8	4.0	13.4	17.4				425
$Am \leqslant 12$	60.7	19.8	80.5	7.3	6.0	13.3	1.4	4.8	6.2				1200
$Am > 12$	-	-		-	-		-	-		(0.8)	(3.8)	(4.2)	

Values in percentages (48h periods)
(1959 - 1967)

TABLE G4

n	17	21	28
(Km)	(2_+)	(3_-)	(3_o)
P	1	2	4

Class C : Aa $\leqslant 13$, $\Sigma p < 4$
Class K : Aa $\leqslant 13$, $\Sigma p \geqslant 4$

Criteria chosen for 24h-periods

Increasing weights p are given to three-hourly indices aa higher than n gammas (the equivalent Km is indicated). All three-hourly indices aa of each period are scanned and class C or K is imposed on the period according to a value of $\Sigma p < 6$ or $\geqslant 6$. The analogous criterion used with indices am would be of 4 for Σp and the Km= 2_+ would have a weight equal to 0.

Table G3, similar to Table G1, displays the results of a comparison for the years 1959-1967. However, details are given about different values of the average activity level reckoned with Am indices. The line Am $\leqslant 12$ shows clear improvements : 1) 80.5% of periods (groups C,C and K,K) are similarly classified instead of 69.3% (Table G 1); 2) 6.2% (instead of 14.7%) are classified with am indices and are not with aa-indices.

Evidently, the second improvement arises only from the addition of periods with an average activity level equal to 13 gammas. And this is also the reason of the increase of the number of periods classified with the aa indices and not classified with the am indices (groups C and K : 4.2% instead of 1.5%).

The first three lines of Table G3 show another important fact : differences between am classification and aa classification diminish rapidly with the activity level. For a level am $\leqslant 6$, they are practically identical.

Table G4 gives the criteria chosen for the 24h-periods. The only difference is a lower threshold for Σp, because of the shorter length of the period.

Table G5 indicates, for the one-hundred year series, how the periods classified are distributed in classes C or K according to their Aa value. It also gives the total number N of the periods classified. These last numbers correspond to 52.33% (24h-periods) or 48.88% (48h-periods) of the possible periods during the 100 years.

TABLE G5

	24 hours			48 hours		
	C	K	N	C	K	N
Aa						
2	3.2	–		0.9	–	
3	9.0	–		5.7	–	
4	10.2	–		8.4	–	
5	10.4	–		10.0	–	
6	10.6	–		10.0	0.2	
7	9.8	0.2		9.8	0.6	
(2-7)	(53.2)	(0.2)		(44.8)	(0.8)	
8	8.6	0.5		8.3	1.6	
9	7.5	1.2		6.6	3.4	
10	6.4	1.8		4.4	5.1	
(8-10)	(22.5)	(3.5)		(19.3)	(10.1)	
11	4.4	2.9		2.1	6.7	
12	2.8	4.0		0.8	7.6	
13	1.5	5.0		0.2	7.6	
(11-13)	(8.7)	(11.9)		(3.1)	(21.9)	
($\leqslant 13$)	(84.4	(15.6)	19112	(67.2)	(32.8)	17858

Percentages (in comparison with the total number N of classified periods) for the different classes and by values of Aa

Such percentages may seem quite high. Let us recall that the one-hundred year series includes some years with a very low level of activity.

Among the classified periods, half of them have an activity level which is $\leqslant 7$ (equivalent to Am $\leqslant 6$). According toTable G3, one can be sure that such periods are extemely quiet and would have been classified in the same way with indices obtained from a planetary network of observatories.

For the periods with average activity level $8 \leqslant Aa \leqslant 10$, there exists a very good probability that the activity level is still rather low. However, the proportion of K periods tends to become predominant. Any user must be aware of this fact.

Clearly, for $11 \leqslant Aa \leqslant 13$, the K periods become the more numerous. In our opinion, users having at their disposal a very long series would have an advantage to choose a limit Aa lower than 11 if they desire to eliminate any influence of perturbations as far as possible.

APPENDIX H

Rotations of Carrington

The commencement of each rotation of Carrington is defined by the coïncidence of the assumed prime meridian with the central meridian, the assumed prime meridian being that which passed through the ascending node at mean noon on January 1, 1854 and the assumed period of the Sun's sidereal rotation being 25.38 days.

According to this definition, each Carrington rotation is a synodical rotation. Its duration varies from one to another, especially because of the eccentricity of the Earth's orbit. The mean duration (27.27523 days) is higher by 0.02523 days than the duration of a sequence of 218 three-hourly intervals (27.25 days). Let us suppose that one takes 219 intervals each fifth rotation; then the difference between the mean duration of the Carrington rotation and that of such five rotations becomes +0.00023. A computation of the Carrington rotations, based on sequences such as 218,218,218,218 and 219 intervals creates two types of error : 1) a delay of about 0.23 days (less than 2 three-hourly intervals) exists after 1000 rotations, 2) systematic deviations appear, due to the eccentricity of the Earth's orbit and to the addition of a supplementary interval each fifth rotation. The latter cannot be eliminated, but the former can be compensated by the addition of a supplementary interval approximately after each 500th rotation.

By comparing the true beginnings of the Carrington rotations ($C_{ast.}$) and the beginnings computed with three-hourly intervals ($C_{3h.}$) over 150 years, the following choices have been made.

1) The length of the rotation is of 219 intervals instead of 218 for rotations whose order number is a multiple of 5, and a supplementary interval is added each 540th rotation. Then the mean duration is of 27.2752314 days. a value very near to the mean synodical rotation (27.27523).
2) The rotations 151, 691, 1231, etc., chosen for adding this supplementary interval, are such that the average of the differences between the beginnings of $C_{ast.}$ and C_{3h} rotations is nearly null (<0.003 day) during a series of 540 rotations. This precision is derived from the fact that one has 540 possible choices for distributing, into two equal portions, the shift of 0.125 day in the course of the 540 rotations.

The individual differences between the beginnings of the $C_{3h.}$ and $C_{ast.}$ rotations are the following.

1) Within a sequence of 540 rotations, the standard-deviation of the differences is 0.1 days (not far from a three-hourly interval).
2) At the beginning of a sequence, the differences reach +0.26 days (and -0.26 at the end).
3) The total amplitude of the differences in the course of a year reaches 0.3 to 0.4 days.

Consequently it is clear that the main source of errors in such a computation is the eccentricity of the Earth's orbit.

The computation of the beginnings of the $C_{3h.}$ rotations is made from the following elements. Let us call NR the order number of the rotation (NR=3 for the rotation beginning at the fifth three-hourly interval of January 3, 1854). The beginnings of the other rotations are obtained by adding :

1) 218 intervals if NR is not a multiple of 5 or if NR + 389 is not a multiple of 540.
2) 219 intervals if NR is a multiple of 5 or if NR + 389 is a multiple of 540 (that condition concerns the rotations 151, 691, etc.).

APPENDIX I

Remarks about the evaluations of recurrences

1. The ω curves

An outstanding example of the high level sometimes reached by the quantity $\omega(2)$, exists in 1886 (June to October).

The same year displays the selectivity of the recurrence estimation obtained by such a parameter. The event U of March 1886 is clearly recurrent with the event of April (as well as with that of May); such events, rather long in duration, are typical of events related to Bartels M-regions. In spite of this recurrence the value stays at a level near to 1 up to the crossing of the S event occuring at the end of March, and its value increases suddenly through that S event. Such a rapid variation can be explained as follows. The April S event is 13 three-hourly intervals fast in the solar rotation (see, on the diagram, the Carrington numbers associated with these events) and its duration is less than 13 three-hourly intervals; then both events are not recurrent fot the ω parameter and, because the March S event's amplitude is rather large, the ω value is small. But as soon as the March event is crossed, the ω value reaches a high value corresponding to the recurrence of the long U events of April and May.

A comparison of ω curves for the same year (1886) and the year 1953 provokes another remark. During 1953, a sequence of rather long events (series T) occurs from June to November. The ω value rapidly decreases during the crossing of the second last (October T event). This is quite understandable. But, on the whole, ω values are much less high than in 1886 and fluctuate much more. Such a difference is caused by large (but not similar) fluctuations within the T events.

Another example of the ω selectivity can be taken from 1877, a quiet year. A large decrease of ω is observed through the July L event, which is approximately recurrent with the August L event (6 three-hourly intervals fast). But the September N event is not recurrent with the L sequence (16 intervals late); and the July and August M events are no more recurrent for the ω parameter (12 intervals out of phase, a lag which is longer than the duration of the event). Then, as there exists only a weak noise outside of the L,M and N events, and as only the L events are recurrent for the ω parameter, its value decrease rapidly.

These few examples display the high degree of selectivity of the parameter ω. Periods during which it reaches values higher than 1.2 or 1.3 are all the more significant of high degree of recurrence.

2. Evaluation of the events commencement and duration

Yearly diagrams of aa indices (running means for 12 hours) exhibit a certain organization or structure. For instance, in 1886, the event 156 of January (we denote here the various events that we give as examples according to number, in the Carrington rotation, of their commencement) looks well defined; it is short in duration, surrounded by quiet periods and it corresponds clearly to a storm. Again, the event 135 of October is rather well defined between two quiet periods, but it lasts much longer (at least, five days with a high activity level) and corresponds to a storminess period. Its commencement is sharp although no s.s.c. has been observed (the event 156 of January begins by an s.s.c.).

A glance at all the diagrams shows that between these two cases, the morphology of the aa variation curves is highly complex. Commencements are more or less sharp; sometimes a small oscillation, of very short duration, precedes the main event. Within what seems to constitute an event, there often exist manifold fluctuations which have sometimes very sharp commencements : which of them have to be qualified as the commencements of a new event ? Furthermore, the amplitude of the events varies quite a lot : on what basis can one define a minimum range of variation for considering an event as significant ? and, from the point of view of the duration of the event, what is the level below which the event may be considered as terminated ? With the aid of some examples, various choices made for defining the events are set forth.

As for the commencements themselves, a number of them have a clear morphology and do not need any comments (see, for instance, in the year 1886, the event 156 of January and 135 of October). But, just before the events 126 of September, 8 and 83 of October, there exists a small oscillation of variable amplitude. Such "preliminary" commencements were detected by the computer program, and they were in general conserved although, sometimes, an s.s.c. occurs only at the time of the main commencement (see, for instance, the event 8 of October). However, when such an oscillation appeared, by its morphology, to be distinct from the main event following it, a separation was made by hand (see the event 145 of March).

The commencement of the event 83 of July could be defined sooner than the program had detected (the variation rate of the small increase before the commencement is below the detection threshold); however, the morphology of the curve is such that any manual intervention seemed unnecessary. Conversely, for the event 171 of February, a manual intervention was made. The commencement was detected by the program about one day later than it appears on the diagram, at the time of the slight indentation occuring just before the main maximum. As the main maximum looks to be the continuation of the small increase preceding the indentation, the commencement was displaced backwards. Another example is the commencement of the event 155 of February, detected just at the end of the last event of January; here, morphological features of the curve invite us to displace the commencement up to the abscissa of the main fluctuation. That abscissa was detected itself by the program, but the multiple tests provided for analogous cases do not always succeed in grasping adequately such details (here, define the beginning at the time of the main fluctuation).

With these examples, we described the only three interventions made by hand in 1886, a year whose activity level is near the average of the 100-year series. Thus one gets an idea of the relative ease with which the program succeeds in defining the events. In fact most of the manual interventions had to be made during years of severe disturbance, and especially in cases relative to the following point.

Within many events of the year 1886, there exists a lot of fluctuations. Take, for instance, the events 135 of October and 137 of November; their maximum is made up of such fluctuations. However, from a morphological point of view, they are clearly secondary variations within an event which constitutes a well defined whole. Now the event 31 of March could be cut into two parts because of the minimum intervening at its middle; however the morphology did not seem to impose such a choice. Conversely, the event 93 of May was defined by the program as an event distinct from the preceding one; between them, the activity level is not much smaller than at the middle of the event 31 of March, but it stays at that level for a much longer time interval and the fluctuation which follows seems to be a true recrudescence of the activity.

Another type of fluctuation is displayed by the event 6 of October 1870. Two very large fluctuations occur, and each begins with an s.s.c.; clearly, they are two distinct storms. The two events 91 and 124 of October 1872 have a similar morphology but the time interval between the peaks is much larger. The program provided for a separation in the second case (more than 12 three-hourly intervals between the peaks), but not in the first one (whence the definition of **one** event only). On some occasions (for instance, the events 208 and 11 of May 1921), a separation was made manually.

It is when the agitation was almost constant that the larger quantity of the manual interventions were made. Thus, the events 18, 53 and 78 of February 1883 composed one event at the stage of the program analysis. Tests did not work for very narrow minimums (such as between the first and the second event) or for minimums not sufficiently low (such as between the second and the third).

The years with the lowest activity level (see, for instance, the years around 1878 or 1901) were taken as a basis for the choice of the minimum range of variation from which an event was retained by the program. Otherwise, a number of small peaks would have escaped the census and recurrence sequences would be interrupted. The level chosen (about 22 gammas for the 12h running means) is quite weak. It is entirely arbitrary and an examination of the diagrams for the years mentioned above shows that events with weaker amplitude have a quite clear morphology although they are below such a threshold. Conversely, during periods of high activity, events whose range is only slightly higher than that threshold seem to have a very poor significance.

Finally, the duration of the events was defined by an activity level redescending to a value equal to or lower than 13 gammas. This value corresponds to the level below which a period is considered as quiet (see appendix G). However suppose that, in the course of an event, the level comes down 13 gammas for a few three-hourly intervals and the level increase again; but the recrudescence of the activity is not sufficiently sudden or large for justifying the definition of a distinct event from a morphological point of view. In such cases, the program was provided for defining one event only. Conversely, a truly sudden recrudescence can occur while the level is still higher than 13 gammas : the program defined a new event and, because of that, two events can be placed edge to edge.

APPENDIX J

Normalization of amplitudes of s.s.c.'s

Figure 2 illustrates the daily U.T. variation of the amplitude (projected on the dipole meridian) of observed s.s.c.'s **common** to the three collections N, T and S. There are about eighty to one hundred events within each hour; s.s.c.'s whose amplitude is larger than 100 gammas in collection T (18 cases) have been eliminated.

No significant daily variation appears in collection T. It is quite large in collections N or S : a minimum close to a null value around 8 h L.T., a broad maximum (around 20 h L.T.) whose value is clearly higher than the average amplitude observed in collection T. Such a phenomenon, already described by T. OBAYASHI and J.A. JACOBS (Journ. Geoph. Res., 1957, p. 589-616), can be explained as follows.

At mid- and high latitudes, an s.s.c. is the resultant of two mechanisms. One has a magnetospheric origin and its amplitude decreases from low to high latitudes (according to a cosin law in latitude). The other has an auroral origin and is consistent with two ionospheric current vortices in each hemisphere : their average position in longitude and the sense of the currents are such that the sense of the effect brought about is opposite to that of the magnetospheric effect around 8 h L.T. and, in the same sense, around 20 h L.T. Consequently, any correlation between the amplitudes observed in collection T (let us call it a_T) and the amplitudes observed in collections N or S (a_N or a_S) strictly depend on this fact.

An inspection of the coefficients of linear correlation between a_T and a_N (or a_T and a_S) shows that they are higher than 0.7 and reach 0.9 at the local hours during which magnetospheric and auroral effects are added; they are lower than 0.5 and become very small or even negative at the times during which the effects are opposite in sense. In other words, the normalization of the s.s.c. amplitudes observed in collections N and S (i.e. a computation, from the observed amplitudes a_N or a_S, of the amplitude which would have been observed at the latitude of collection T) can be made only during certain local hours. We have chosen 0 to 3h and 12 to 24h U.T. for collection N, 3 to 18h U.T. for collection S, periods during which the resultant s.s.c. at these latitudes is in the same sense as at tropical latitudes. An opposite sense of variation occurs more and more frequently when one goes from the edge of the time-interval excluded to its center (8h L.T.). Since the linear correlation coefficients are rather high

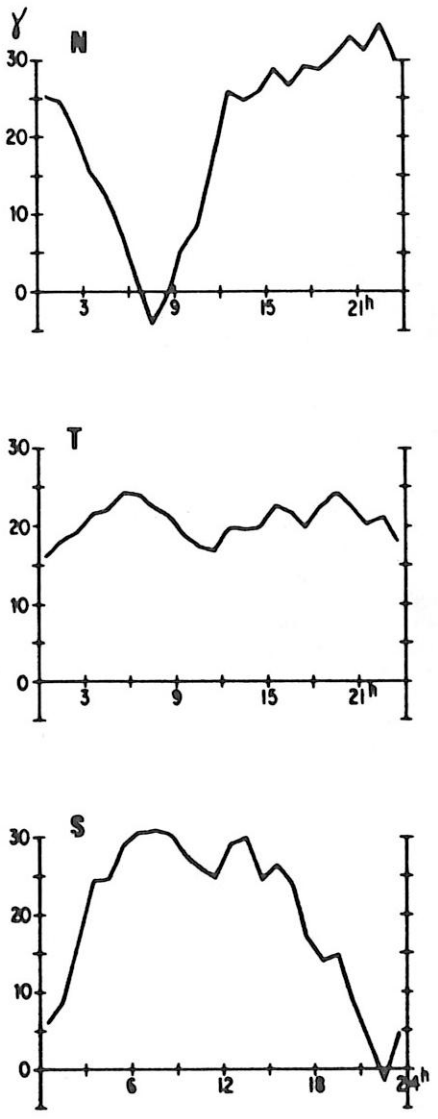

Figure 2

Daily variation (U.T. time) of the s.s.c. amplitudes in H for the three collections N, T and S.

TABLE J1

a_T (γ) \ d (γ)	0	5	10	15	20	30	50	N
0	83.1	15.0	1.6	0.2	0.2	–		508
10	69.2	24.4	5.7	0.6	0.1	–		878
20	65.9	23.7	8.4	1.3	0.6	–		464
30	51.6	33.8	9.1	5.0	0.5	–		219
40	22.2	24.2	26.1	11.8	13.1	2.6		153
60	7.0	7.0	15.8	15.8	33.3	21.1		57
100								

Percentages of differences d included within certain limits for various ranges of the amplitudes a_T observed in collection T (N : number of s.s.c.'s observed in each range)

(>0.7) during the local time periods chosen, it would appear to be sufficient to normalize the observed amplitudes a_N (or a_S) on the basis of the regression lines obtained for each local hour. However the intercept at the origin of these lines is never null and its value is rarely lower than 5 gammas. The reason for this is that the auroral effect is not proportional to the magnetospheric effect but increases more rapidly. In order to take this fact into account, parabolas or cubics have been tested with the condition that they pass through the origin. Various tests have been made; s.s.c.'s whose a_T amplitude is higher than 100 gammas have not been used because they are not sufficiently numerous to give a significant sample in each hourly interval.

With the parabolas ($px + qx^2$), the slope at the origin (coefficient p) is close to unity and varies with local hours rather regularly around that value. But the q coefficient is always negative, which produces an unacceptable result : the normalized amplitude reaches a maximum value and, then, decreases towards negative values. In other words, the normalization works badly for the large amplitudes (v.g. >50 gammas), because they are not so numerous as the small amplitudes.

With the cubics ($px + qx^2 + rx^3$), the normalization works much better over the range of amplitudes. However, the number of s.s.c.'s whose amplitudes a_T is between 40 and 100 gammas (210 cases for all hourly intervals) is still insufficient within each hourly interval. Therefore cubics have been computed for running three-hourly intervals.

Table J1 gives information about results obtained within the range of amplitudes a_T (0 to 100 gammas) used in computing the cubics and for the s.s.c.'s common to the three collections. The values d are (in absolute value) equal to the differences between the observed amplitude a_T and the amplitude computed from a_N (or/and a_S). Percentages located on the diagonal of the table are underlined : they correspond to a possible error of about 50%. Percentages located above that diagonal correspond to a larger error.

Table J2 gives information similar to that of Table J1 for s.s.c.'s whose observed amplitude a_T is higher than 100 gammas and whose normalization corresponds to an extrapolation.

Differences d can have two sources :

1) an error when scaling amplitudes : any s.s.c. amplitude is the variation observed between two instants : the commencement itself and the time of a morphological feature chosen in the record - ordinarily, an extreme -; when such a feature is not exactly in phase in the three collections, timing-errors may be introduced in scaling.
2) the normalization attempted supposes that the amplitude of the auroral effect, at a given local hour, depends only on the amplitude of the magnetospheric effect. Such an hypothesis is an over-simplification. On the one hand, the auroral effect probably depends on the rapidity of the event; on the other hand, it can, as well, vary for events in which the duration and the amplitude of the magnetospheric effect are the same.

Errors due to the first source cannot be ruled out (however, for all the large differences, scalings have been checked). The second source is probably the more effective in causing the differences d. A normalized value (i.e., ANS

values in the list of s.s.c.'s) much higher than the amplitude observed in collection T (i.e., AT in the list) would mean that the auroral effect is abnormally strong; conversely a ANS value much smaller would mean that the auroral effect is abnormally weak.

TABLE J2

a_T (γ) \ d (γ)	0	40	70	100	200	N
100	7	2	2	2	0	13
140	1	2	0	0	0	3
200						
<300	0	0	1	0	1	2

Numbers of differences d included within certain limits for various ranges of the amplitudes a_T observed in collection T (N : number of s.s.c.'s observed in each range)

APPENDIX K

Description of the magnetic tape

The magnetic tape is written in BCD integers. Part A is made up of 4 x 12 x 100 records whose length is of 252 words, Part B of 2463 records whose length is of 100 words. They have to be read with formats (252 I 4) or (100 I 4).

Part A. The four records (a, b, c, d) by month are ranked by sequences such as a, b, c, d, a, b, c, d, etc.

In positions 249, 250, 251 and 252, these records contain the year, the number of the month, a code number (1 for a, 2 for b, 3 for c, 4 for d) and the number NM of days of the month.

In records a, b and c (K indices and aa indices), the actual values are ranked from position 1 to position NM x 8; supplementary positions, when NM < 31, are filled with number 9999.

Records d contain, from positions 1 to NM x 3, NM sequences of three numbers n_1, n_2, n_3 (ranked in the order n_1, n_2, n_3, n_1, n_2, n_3 etc.), which are related to the classification of days described in appendix G. Words not used from position (NM x 3) + 1 to position 99 are filled with number 9999. Table K1 gives the meaning of values n_1, n_2 and n_3 (note that, before 1884, all the n_1 are equal to 0 since no classification exists for Q-days before that year).

In position 100 of records d, is given the number N of events (as described in the second part of appendix I) for the month. Then, are given N series of six words (w_1 to w_6) whose meanings are as follows

w_1 - the number, in the month, of the three-hourly interval at which the event begins,

w_2 - the number of three-hourly intervals of the duration of the event,

w_3 - the number, in the Carrington rotation, of the three hourly interval at which the event begins,

TABLE K1

Q-days		24h periods		48h periods	
n_1		n_2		n_3	
0	not classified	0	not classified	0	not classified
1	classified as Q	1	classified as C	1	classified as C
		2	classified as K	2	classified as K

w_4 - number 0 if the event is not recurrent; number 1 to 26 (instead of alphabetic letters A to Z - see yearly diagrams or page 14 -) if the event is recurrent,
w_5 - order number of the event in a given recurrent sequence if the event is recurrent; zero, if the event is not recurrent,
w_6 - number 1 if the event is the last one of a recurrent sequence; number 0 in all the other cases.

All positions of the record d from 101 + (N x 6 to 244 are filled with number 9999.

Finally, in positions 245, 246, 247 and 248, are given the number of the Bartels rotation and the order number, in this rotation, of the last day of the preceding month, then the number of the Carrington rotation and the order number, in this rotation, of the last three-hourly interval of the preceding month.

Part B. The first record of part B contains, in its 100 words, the numbers of s.s.c.'s reported for each year. Then, there is one record for each s.s.c., containing the following information:

- in position 1 to 4 : the year, the month, the day, the time H (in tenths of hour),
- in position 5 to 7 : the code number imposed on the s.s.c. in the collections N, T and S (if, in a collection, no record was available, number 9 is printed),
- in position 8 : a number 0 if the s.s.c is a normal one, a number 1 if it is a negative one in collection T,
- in position 9 : the duration D in tenths of minute,
- in position 10 to 15 : amplitudes (in tenths of gamma) observed in components H and D in collection N, then in collection T, finally in collection S (zeros are printed if no record was available but number 9 in position 5 to 7 removes ambiguity),
- in position 16 to 21 : amplitudes projected in the X and Y directions of the geographic coordinate system,
- in position 22 to 27 : amplitudes projected in the X' and Y' directions of the dipole system,-
- in position 28 : an amplitude, computed from the observed H amplitude in collection T and corresponding to the amplitude which

TABLE K2

	0	1	2
		Collection N	
1868-1884	Kew	Greenwich	–
1884-1900	Saint-Maur	Kew	–
1901	Val Joyeux	Kew	–
1902-1925	Val Joyeux	Greenwich	–
1926-1935	Val Joyeux	Abinger	–
1936-1956	Chambon la Forêt	Abinger	–
1957-1967	Chambon la Forêt	Hartland	–
		Collection T	
1870-1883	Colaba	–	–
1884-1900	Colaba	Batavia	–
1901-1904	Colaba	Buitenzorg	–
1905-1927	Alibag	Buitenzorg	–
1928-1961	Alibag	Kuyper	–
1962-1967	Alibag	Tangerang	–
		Collection S	
1868-1900	Melbourne	–	–
1901-1919	Melbourne	Christchurch	–
1920-1938	Toolangi	Amberley	Watheroo
1939	Amberley	Watheroo	–
1940-1958	Toolangi	Amberley	Watheroo
1959-1967	Toolangi	Amberley	Gnangara

Master observatories (0) and supplementary observatories (1 or 2)

would have been recorded on the dipole meridian by supposing that, at such latitude, the s.s.c. is a pure magnetospheric effect : it is the value printed in column AT of the list of s.s.c.'s (the number 9999 is printed on the tape when the value is missing), in position 29 and 30 : the amplitude ANS and the number 0, 1 or 2 (instead of a blank, a letter N or a letter S) as printed in the list of s.s.c.'s; if value is missing, the number 9999 is printed instead; AT and ANS are given in gammas,
in position 31 to 33 : for each collection N, T and S, a number 0 means that the amplitude could be scaled in D component; a number 1 means that it could not be scaled (it never happens for collection N, very rarely for collection S, more frequently for collection T - especially in the last forty years -). Furthermore, for collection T, the low sensitivity in D (1 min/mm, i.e. 11 gammas/mm) renders difficult any accurate scaling for s.s.c. of small amplitude and a zero-value was retained in such cases. This fact, as well as missing values for large s.s.c.'s, is the reason for the value computed in position 28. (Note that when number 1 exists in position 32 or 33, the corresponding projected amplitudes X and Y, or X' and Y' are in error),
in positions 34 to 36 : for each collection N, T and S, a number 0 means that the master-observatory of Table K2 has been used, a number 1 or 2 that a supplementary observatory took the place for that s.s.c. (note that Stonyhurst and De Bilt, mentionned in paragraph 3, have been used instead of Greenwich or Abinger only for identifying the s.s.c.'s in missing records of the master-observatory but the scaling of the amplitudes has been made on the records of Greenwich or Abinger,
in positions 37 and 38 : the order number of the s.s.c. in the year and the order number of the s.s.c. in the full list,
zeros are printed from position 39 to position 100 inclusively.

YEARLY

DIAGRAMS AND TABLES

1868

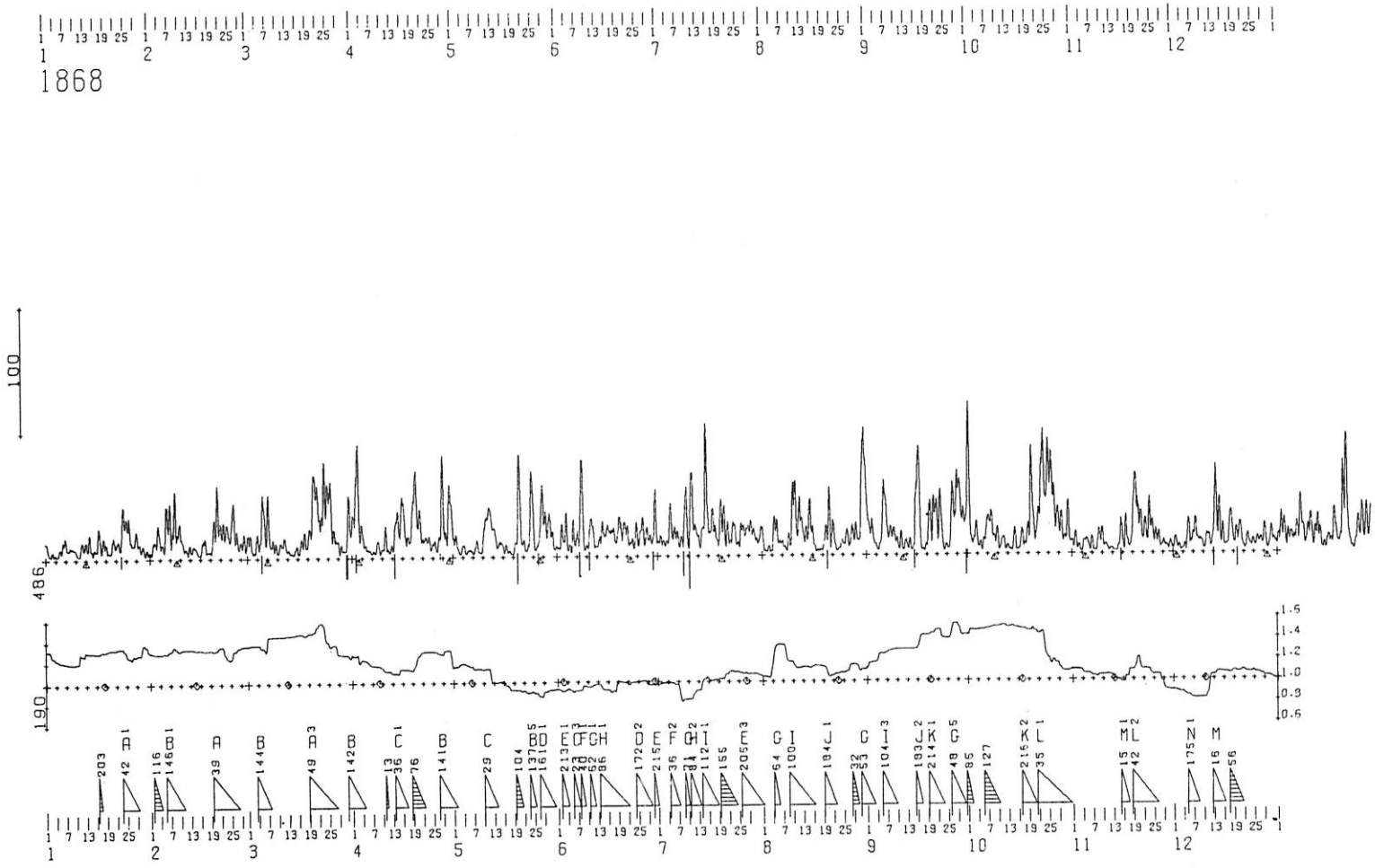

	JAN.					FEB.					MAR.					APR.					MAY					JUNE				
	N	S	M			N	S	M			N	S	M			N	S	M			N	S	M			N	S	M		
1	11	5	12	4	CC	9	5	3	11	CC	21	11	16	17	K	40	27	30	36		21	12	15	19		6	5	5	6	CK
2	5	4	2	7	CC	9	12	11	11	C	7	3	6	4	CK	82	65	57	90		7	6	8	5	CK	21	17	24	14	
3	3	3	2	4	CC	29	14	25	18		12	10	3	20	KK	22	16	14	25		7	3	2	9	CC	23	23	14	32	
4	4	3	2	5	CC	7	13	9	10	CK	11	10	8	13	K	13	11	16	9	C	6	7	10	3	CC	9	5	4	10	CK
5	9	8	9	9	CC	23	23	4	42		33	49	45	37		8	4	6	6	CC	4	5	4	5	CC	21	12	3	30	K
6	17	11	11	18	K	39	28	24	43		33	18	12	40		5	4	6	3	CC	5	5	5	5	CC	13	12	9	17	K
7	5	9	7	8	CK	18	12	8	23		21	13	25	9		3	5	5	3	CC	9	3	3	9	CC	24	18	13	28	
8	4	14	9	9	CC	40	27	54	13		6	13	9	10	KC	10	9	6	14	CC	12	5	12	5	CC	53	48	72	29	
9	5	10	8	7	CC	23	22	17	29		6	10	12	4	CC	6	3	4	5	CC	5	3	3	6	CK	8	5	5	9	CK
10	3	3	4	2	CC	17	10	16	11	C	8	9	5	12	CC	17	9	7	19	KK	30	24	25	29		20	11	7	24	
11	11	10	7	14	CC	7	7	8	6	CC	14	11	9	17	KC	12	5	11	6	KK	44	27	33	39		28	23	29	23	
12	12	8	7	14	CC	9	5	2	12	CC	8	6	10	5	CC	6	8	4	10	CC	30	25	32	23		8	7	7	8	CK
13	16	10	8	19	KK	11	3	4	9	CC	6	3	5	4	CC	18	12	4	27		20	17	22	15		14	9	10	14	K
14	7	5	7	6	CK	7	8	8	7	CC	3	3	3	3	CC	25	31	29	26		9	8	8	10	CC	27	15	23	20	
15	6	8	7	6	CC	2	3	3	2	CC	8	8	6	9	CC	37	26	15	48		17	6	12	11	CC	22	17	17	23	
16	12	20	7	25	K	7	10	6	12	CC	5	10	3	12	CC	36	25	43	18		6	7	3	10	CC	23	18	20	20	
17	13	8	11	10	C	10	11	17	4	CC	19	13	11	21	K	13	13	9	17	K	7	3	5	5	CC	24	18	19	23	
18	17	11	15	13	K	7	4	6	6	CC	8	8	8	9	C	27	16	13	30		2	2	2	2	CC	13	10	11	12	C
19	3	6	4	5	CC	19	10	6	23	K	24	15	24	16		59	50	43	66		9	8	7	11	C	29	25	31	22	
20	10	9	5	15	KK	49	23	19	54		70	47	53	65		38	24	38	23		52	68	38	82		24	20	20	25	
21	10	11	13	9	CK	26	21	23	25		56	40	48	48		26	18	32	13		18	10	19	10		24	22	22	24	
22	11	13	12	12	CC	25	20	18	27		40	23	31	32		12	15	11	16	CC	11	6	13	4	CC	15	7	10	12	C
23	27	17	8	36		24	19	16	27		46	53	27	73		18	11	12	17	K	14	10	7	18	K	9	10	13	7	CC
24	33	28	29	32		17	12	17	12		55	41	40	56		10	7	9	9	CC	54	58	69	43		18	21	16	23	K
25	26	24	22	28		42	31	28	45		46	46	48	44		11	10	9	12	CC	11	4	8	7	C	18	10	8	20	
26	14	9	12	11	C	17	16	11	23		14	20	14	20		11	8	4	15	CK	18	9	8	20		22	23	29	16	
27	18	14	10	22		11	7	6	12	CK	13	13	12	13	CK	55	35	14	76		51	39	45	45		19	15	11	23	
28	12	12	12	12	CK	18	9	9	18	KK	7	7	4	10	CC	33	13	25	21		26	28	28	26		14	14	12	16	
29	9	7	5	11	CC	14	6	7	13	CK	5	4	5	5	CC	34	23	9	48		25	31	25	30		15	12	9	18	K
30	9	2	5	6	CC						39	16	6	49		45	24	42	27		18	16	16	18		40	25	54	11	
31	6	4	5	5	CC						24	20	24	21							8	6	7	8	CK					
	11.2					18.5					21.6					24.4					17.9					20.1				
		9.9					13.5					17.9					17.6					14.9					15.9			
			10.6					16.0					19.7					21.0					16.4					17.9		

	JULY					AUG.					SEP.					OCT.					NOV.					DEC.				
	N	S	M			N	S	M			N	S	M			N	S	M			N	S	M			N	S	M		
1	16	13	12	17	C	11	5	12	4	C	35	23	33	25		87	62	121	28		13	9	7	15	KK	7	12	6	14	CC
2	9	12	8	13	CC	8	4	4	8	CC	20	22	22	21		11	12	10	12	C	8	8	10	6	CK	5	9	6	8	CC
3	12	9	7	13	CC	4	3	2	4	CK	12	8	11	10	CK	19	21	16	24		4	3	5	2	CC	3	3	2	4	CC
4	34	20	11	42		22	22	22	22		7	4	4	8	CC	10	6	6	11	CK	9	10	8	11	CC	3	7	4	6	CK
5	21	14	15	21		22	16	29	9		27	22	12	37		11	6	4	13	CC	12	9	12	9	CC	13	27	15	25	
6	22	14	16	21		13	10	13	11	CC	48	42	48	42		20	20	11	29		12	6	3	14	CC	14	10	11	13	C
7	12	8	8	13	CK	8	7	8	8	CC	23	15	20	19		33	22	29	25		2	3	3	2	CC	21	22	15	29	
8	23	13	11	25		12	9	4	17	KC	21	19	19	21		31	14	29	16		16	8	5	19	KK	12	11	13	10	C
9	44	31	48	27		34	15	7	42		12	15	15	13		16	16	10	22	K	19	14	11	22		9	9	10	8	CC
10	34	22	5	50		54	44	39	59		6	7	9	4	CK	6	6	5	7	CK	9	6	7	9	CK	7	6	4	10	CC
11	55	31	66	20		30	25	19	37		13	10	20	4	KK	12	14	12	14	CC	5	3	6	3	CC	17	13	15	15	K
12	21	16	20	17		32	25	26	31		13	6	6	13	CC	6	5	4	8	CC	4	5	5	4	CC	9	10	5	14	C
13	15	7	14	8	C	20	14	16	19		11	7	5	13	CC	4	5	4	5	CC	3	2	2	3	CC	51	47	37	61	
14	22	20	21	21		22	13	12	24		5	6	4	6	CK	11	9	3	17	KK	5	4	2	7	CC	35	28	18	45	
15	72	67	105	34		32	32	41	23		35	42	20	57		10	5	11	4	KK	19	18	15	22	K	20	13	8	24	
16	18	19	18	19		9	6	9	7	CK	54	75	79	50		11	7	5	12	CK	21	11	5	28		5	7	6	7	CK
17	31	28	36	23		2	5	4	4	CC	6	5	5	5	C	17	10	19	8	KK	10	10	13	6	C	15	17	9	24	
18	14	12	15	12	K	5	4	5	4	CC	7	6	4	9	CK	12	17	8	22	K	9	12	8	14	C	22	28	35	15	
19	34	25	14	45		19	13	10	23	K	31	34	21	44		57	38	14	81		64	42	44	61		20	9	8	21	K
20	36	23	19	40		37	30	13	55		33	23	10	47		34	26	39	21		39	34	35	38		17	19	10	26	
21	15	19	7	27		16	10	6	21	K	36	37	33	39		26	20	18	29		25	23	34	14		15	13	20	8	
22	12	10	9	13	C	18	11	22	8	K	33	35	16	52		62	44	30	76		23	20	14	29		5	4	3	6	CK
23	26	23	24	25		5	5	4	6	CC	18	16	27	7		74	66	92	48		31	16	11	37		14	11	17	9	KK
24	13	9	12	11	C	10	9	8	11	CC	6	7	5	9	CC	74	66	49	92		32	19	24	28		8	9	6	12	CC
25	18	14	7	26		15	12	10	18	KK	12	6	5	14	K	77	57	55	79		15	15	13	17		10	6	6	10	CC
26	21	18	25	15		13	9	16	7	K	49	39	40	48		54	34	45	42		15	14	10	19	K	12	10	12	10	CC
27	25	20	22	22		18	17	16	19	K	60	37	31	67		36	27	26	37		5	6	5	7	CK	12	10	11	11	C
28	19	26	19	27		20	18	11	26		57	49	56	50		27	23	17	33		12	5	12	6	CC	14	17	23	8	K
29	18	19	20	18		16	9	12	12	K	33	28	27	34		15	11	11	15	K	5	5	6	4	CC	6	9	4	11	CK
30	11	12	14	9	C	72	70	52	90		46	27	27	46		29	28	14	43		9	7	11	5	CC	16	18	22	13	
31	17	19	15	22		51	80	78	53							11	11	12	11	C						10	7	9	8	CK
	23.8					21.0					25.7					29.1					15.2					13.8				
		19.1					17.8					22.4					22.8					11.6					13.5			
			21.5					19.4					24.0					25.9					13.3					13.7		

ANNUAL MEAN N 20.20 S 16.41 M 18.28

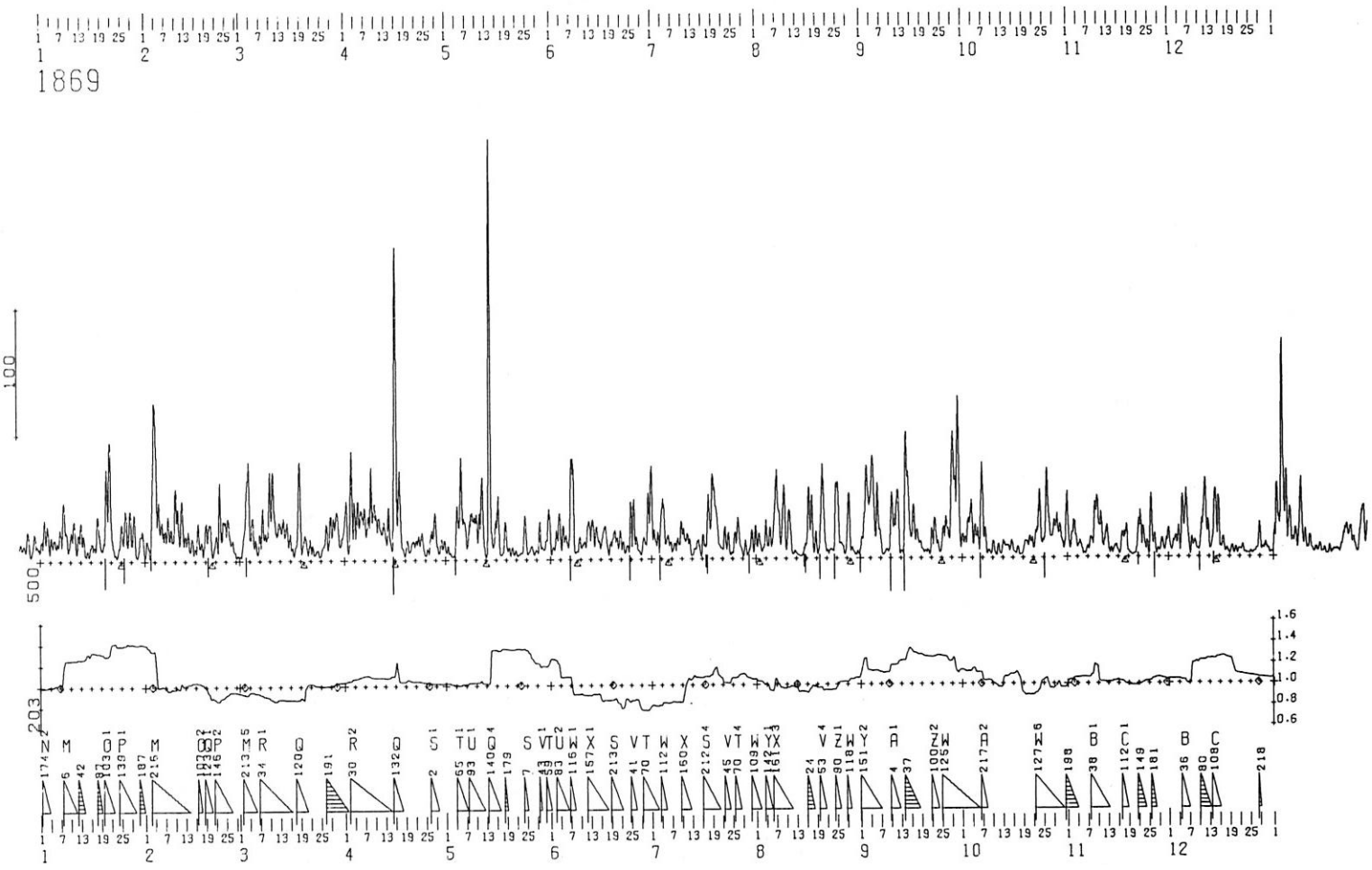
1869
100
500
203
1.6
1.4
1.2
1.0
0.8
0.6

	JAN.				FEB.				MAR.				APR.				MAY				JUNE			
	N	S		M	N	S		M	N	S		M	N	S		M	N	S		M	N	S		M
1	15	17	16	16	9	12	8	13 KK	8	5	4	9 C	29	35	42	22	10	6	6	11 CK	9	4	4	9 C
2	27	22	29	21	17	11	9	19	39	23	20	42	50	35	9	76	4	5	6	3 CC	23	8	8	24
3	13	13	21	6 K	94	98	71	121	57	60	64	53	55	34	42	47	6	3	2	7 C	24	29	16	37
4	17	15	20	13	74	43	77	39	21	30	17	34	34	29	18	45	43	26	44	25	22	14	8	28
5	13	14	18	10 K	33	23	27	29	16	12	12	16	46	22	28	40	57	58	69	46	16	15	17	14
6	19	17	12	25	23	19	19	24	16	10	5	20 KK	53	24	35	42	31	24	30	25	19	10	10	19
7	32	23	11	44	26	25	15	36	28	23	10	42	24	25	22	28	18	12	9	21	95	57	81	71
8	24	25	27	21	23	18	16	25	19	16	17	19	55	44	26	74	33	37	37	33	8	5	6	7 C
9	9	11	7	13 C	36	31	15	52	41	41	20	63	39	36	30	45	36	29	35	30	14	11	6	19 KK
10	27	24	22	29	36	31	30	36	58	46	32	71	28	33	32	29	31	19	20	31	11	9	9	11 CK
11	14	12	20	6 K	34	24	12	45	32	25	35	22	28	23	29	21	52	47	33	66	15	15	15	15
12	28	17	22	24	31	13	26	18	26	25	21	31	25	27	27	24	5	10	11	4 C	28	23	28	23
13	21	16	17	21	22	14	12	24	37	20	24	34	35	20	16	38	172	142	7	307	29	26	29	25
14	7	4	4	7 CK	14	9	8	15 C	30	16	19	28	19	12	20	12	51	23	62	14	19	21	14	26
15	10	6	4	12 CK	11	10	11	11 KK	27	11	21	18	143	125	39	229	26	17	13	30	10	14	14	10 C
16	6	16	12	11 KK	22	14	6	31	12	7	9	10 CK	129	44	126	48	30	34	37	27	21	17	16	22
17	23	18	8	33	16	9	10	15 K	9	10	8	12 C	38	36	55	19	5	3	3	5 CK	21	20	27	14
18	15	19	20	14	12	12	4	20 K	64	54	47	71	5	7	9	3 CK	23	16	13	27 K	9	7	4	12 KK
19	11	14	10	15 K	28	21	23	26	11	10	6	16 K	14	11	11	14 KC	11	6	7	10 CK	19	11	12	19
20	30	56	33	53	20	16	29	7	16	16	21	12 K	13	7	6	14 CK	9	4	3	10 CC	23	14	21	16
21	62	75	82	55	11	9	6	13 CK	12	10	5	18 KK	10	16	16	10 K	6	5	3	8 CC	22	10	9	24
22	13	12	16	9 K	30	16	18	28	6	9	6	9 CK	20	14	15	19	4	3	3	4 CC	12	10	8	14 CK
23	4	5	6	3 CC	40	20	44	17	7	5	5	8 CC	22	12	11	23	6	5	6	6 CK	11	5	5	12 CC
24	15	15	11	20 K	44	17	30	31	6	4	7	3 CC	8	7	11	4 CK	29	20	31	19	29	22	6	45
25	24	15	21	19	32	24	24	32	10	10	9	11 CC	5	8	5	8 CK	7	3	4	7 CK	30	28	10	48
26	23	28	38	13	16	14	16	14	19	22	14	28	24	16	16	24	11	7	11	8 CC	12	13	12	14 K
27	26	32	26	31	8	7	9	6 CC	26	20	10	35	23	34	22	35	6	6	4	9 CC	5	7	8	4 CC
28	31	19	13	37	4	3	3	3 CC	26	25	19	32	7	9	11	5 C	24	10	5	29 K	17	8	7	18 CC
29	6	4	8	2 C					29	37	29	37	13	12	11	14 KK	12	7	10	8 C	22	15	12	26
30	12	16	9	20					23	8	20	11	13	10	11	13 KK	16	8	9	16 K	70	42	44	69
31	12	20	24	7					30	14	20	25					41	26	33	34				
	19.0				27.3				24.5				33.6				26.4				22.1			
		19.4				20.0				20.2				25.5				20.1				16.3		
			19.2				23.6				22.3				29.5				23.1				19.2	

	JULY				AUG.				SEP.				OCT.				NOV.				DEC.			
	N	S		M	N	S		M	N	S		M	N	S		M	N	S		M	N	S		M
1	30	14	20	24	15	16	11	21 K	22	23	18	26	24	11	18	16	14	13	20	8	7	10	12	5 CC
2	22	14	14	22	11	6	11	6 CK	59	49	37	71	25	21	16	30	29	22	20	30	12	17	13	16 C
3	28	11	5	34	24	16	9	31	49	47	45	51	38	35	32	40	14	15	18	12	20	17	12	26
4	41	34	49	26	12	13	10	15 K	70	65	79	56	23	15	11	27	16	7	11	13 CC	30	19	6	44
5	15	17	14	19	18	16	21	14	38	26	18	47	15	17	17	15	6	6	7	4 CC	36	30	28	37
6	10	14	11	14 KK	48	46	31	63	31	22	33	21	51	47	22	76	7	4	3	9 CC	38	25	47	16
7	12	8	6	14 CC	43	42	47	38	4	3	4	3 CK	24	20	20	24	13	10	7	17 CK	11	8	2	17 KK
8	12	11	6	17 KK	27	21	11	37	5	7	5	8 CC	5	5	4	7 CK	23	17	15	26	11	13	11	13 CC
9	30	12	11	31	31	35	56	11	20	13	6	27	4	5	4	5 CC	46	41	40	47	7	7	7	7 CC
10	21	16	21	16	32	26	19	39	38	37	48	27	11	6	13	4 CC	34	28	25	37	20	22	15	27
11	19	13	15	18	15	10	21	4 K	47	32	26	53	6	8	3	11 CC	17	10	12	15 K	54	49	45	58
12	11	9	17	4 CK	4	6	6	5 CC	24	10	30	4	9	4	3	10 CC	20	21	20	21	25	20	20	25
13	7	6	3	9 CC	4	3	4	3 CC	13	9	6	16 K	9	12	11	10 CC	10	5	6	8 CK	10	10	7	13 C
14	12	12	9	15 KC	5	2	2	5 CC	102	63	100	64	10	10	10	9 CC	5	7	4	9 CC	56	37	42	52
15	8	5	10	3 CK	10	9	9	11 C	28	35	45	18	7	13	8	12 CC	9	8	11	7 CC	32	31	19	45
16	22	10	20	12 K	31	50	44	37	32	31	23	40	4	3	4	3 CC	8	5	3	10 CK	13	9	10	12 C
17	43	22	13	52	35	30	43	22	18	19	14	23	5	8	9	4 CC	22	18	19	22	8	10	12	7 CC
18	53	33	25	61	14	14	8	20 K	15	10	12	14 C	2	4	3	4 CC	11	20	20	12	3	7	6	4 CC
19	41	56	55	42	9	10	4	15 K	5	7	8	4 CC	10	13	10	14 CC	5	3	5	4 CK	4	11	5	9 CC
20	26	23	36	13	56	62	58	60	8	5	6	7 CC	16	11	12	16 K	3	3	2	4 CC	5	6	3	9 CC
21	12	8	11	9 CK	21	12	27	6	6	7	3	10 CK	12	14	13	13 KK	8	13	4	16 KK	7	3	3	7 CC
22	24	11	9	26 K	8	6	7	7 CC	33	18	19	32	16	15	10	21	29	27	28	27	9	8	7	11 CC
23	23	6	7	22	7	7	7	7 CK	24	7	17	14	38	43	26	55	12	26	22	16	4	4	4	4 CC
24	7	2	4	6 CK	41	45	27	59	8	4	5	7 CK	19	13	17	15	9	9	7	11 CK	3	3	3	4 CC
25	16	10	5	22 K	37	23	48	12	19	20	24	16	50	32	16	66	34	23	5	51	3	4	4	3 CC
26	25	26	25	26	12	11	13	10 KK	35	23	34	24	32	34	43	24	16	16	13	20	5	7	4	7 CC
27	10	8	10	7 CK	14	7	3	18 K	46	39	15	69	20	18	17	21	6	6	3	8 CK	18	18	8	28 K
28	10	8	2	16 KC	26	45	50	22	96	56	89	62	36	24	29	32	6	12	5	13 CC	7	9	8	8 CK
29	5	4	3	6 CC	9	7	9	7 CK	72	103	55	121	26	22	21	27	9	9	12	6 CC	9	9	10	8 CC
30	22	11	10	23 K	5	2	4	4 CC	19	16	24	12	14	10	16	9 C	20	17	16	22	4	7	7	4 CC
31	19	12	5	27	7	3	5	6 CK					29	32	13	48					4	4	4	4 CK
	20.5				20.4				32.9				19.0				15.4				15.3			
		14.4				19.4				26.7				16.9				14.0				14.0		
			17.4				19.9				29.8				17.9				14.7				14.6	

ANNUAL MEAN N 23.03 S 18.91 M 20.94

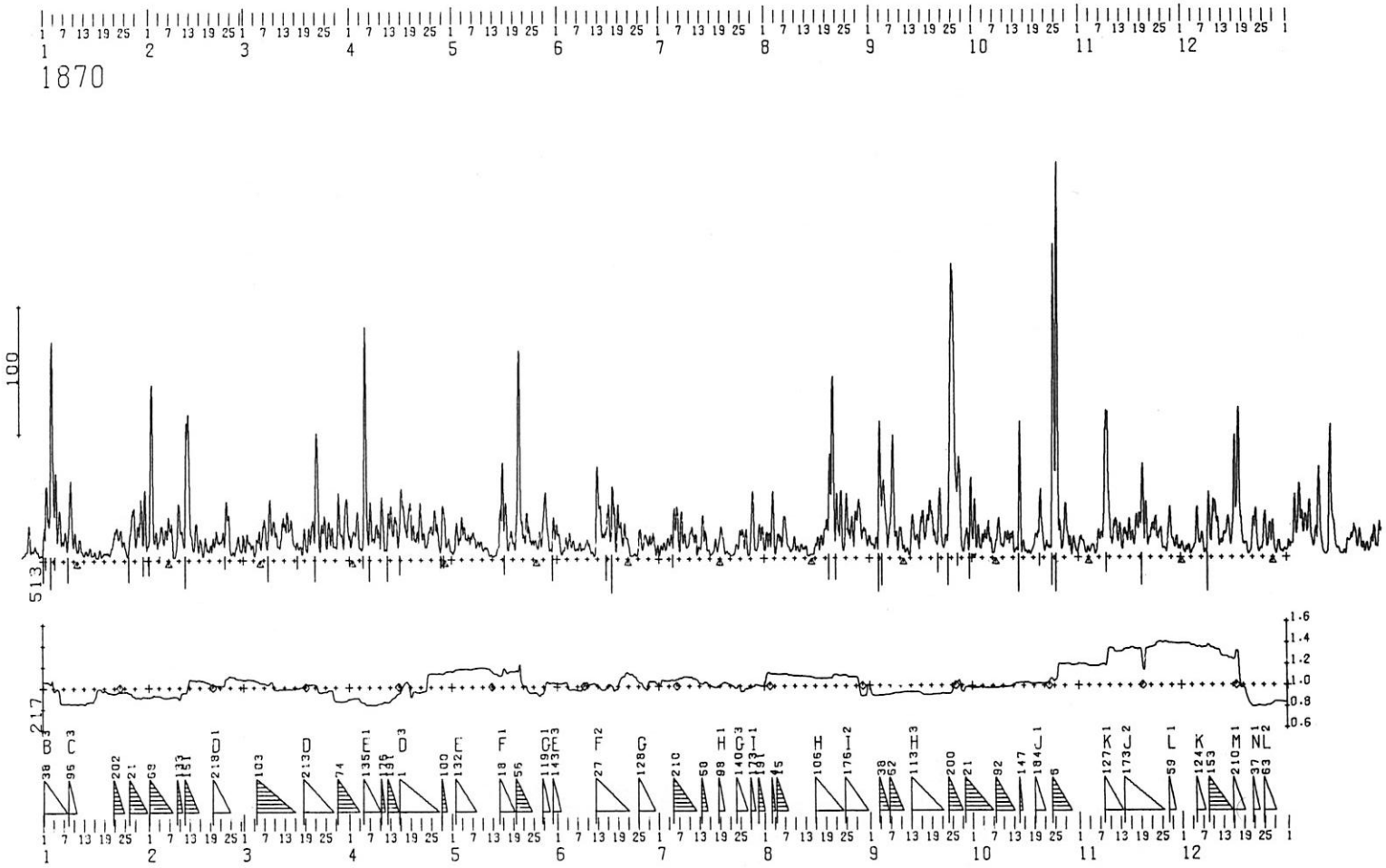
1870
100
513
217
1.6
1.4
1.2
1.0
0.8
0.6

	JAN.				FEB.				MAR.				APR.				MAY				JUNE			
	N	S	M		N	S	M		N	S	M		N	S	M		N	S	M		N	S	M	
1	37	41	21	56	110	69	44	135	16	6	7	16 K	11	17	12	17	7	5	4	8 C	20	15	20	15
2	27	35	36	26	36	14	38	13	17	12	15	14 K	19	23	23	19	27	16	25	18	6	5	3	8 CC
3	123	112	152	84	22	14	21	15	9	12	8	12 CC	25	29	33	21	23	23	18	28	15	9	11	13 KC
4	56	49	35	70	23	22	18	27	13	7	3	17 KK	10	8	9	10 C	23	21	20	25	21	12	13	20
5	29	29	17	40	20	14	14	21	13	18	14	17	94	118	54	158	21	15	16	21	15	9	9	15 CK
6	19	13	17	15	33	18	17	35	24	16	14	25	25	18	29	15	17	11	12	16	10	6	8	8 CC
7	17	19	17	20	28	17	23	23	24	14	27	11	30	30	43	17	26	13	22	17	12	8	7	14 CC
8	24	33	13	44	4	2	2	4 CK	38	25	15	48	19	19	14	24	13	11	12	13 CK	11	5	8	9 CC
9	37	24	45	15	32	27	15	44	30	21	20	31	20	22	21	22	13	12	12	13 CC	19	7	11	16 CC
10	18	14	20	11 K	23	22	21	23	19	17	18	19	42	32	34	40	10	7	7	11 CC	10	8	11	7 CC
11	14	10	7	17 KK	52	31	11	71	13	8	11	11 C	9	6	7	8 C	8	7	9	5 CC	5	4	7	2 CC
12	6	6	8	5 CK	84	109	103	90	25	30	30	26	26	22	23	26	4	2	3	4 CC	44	35	6	73
13	5	7	4	8 CC	19	16	21	15	39	23	24	38	39	22	42	19	4	2	2	4 CC	59	23	40	42
14	9	6	5	11 CC	19	16	8	27	33	18	24	27	30	31	30	31	11	7	7	11 C	19	16	17	19
15	4	4	4	4 CC	14	12	17	10 K	19	14	22	12	18	15	10	23	67	45	38	74	34	21	19	37
16	5	5	7	2 CC	12	10	15	7 CK	14	11	10	15 KK	55	44	56	43	36	31	23	45	33	18	35	16
17	5	7	3	9 CC	10	14	9	15 KK	10	9	8	11 CC	29	19	25	23	13	8	10	12 C	57	41	57	41
18	4	4	4	4 CC	9	6	9	6 CK	14	16	5	25 K	43	36	33	45	18	15	18	15	28	15	6	36
19	8	3	5	7 CC	18	9	13	14 KK	11	8	9	10 C	27	19	18	27	17	14	13	19	32	22	25	29
20	6	3	5	5 CC	18	15	10	24	24	17	23	19	21	14	15	20	110	103	53	160	24	13	10	26
21	12	15	10	18 KK	12	14	14	13 C	22	23	31	14	32	26	13	45	31	24	32	23	21	13	17	17
22	21	27	22	26	23	15	16	23	81	77	92	66	28	14	21	21	29	17	18	28	6	3	7	2 CC
23	21	19	17	24	44	13	11	47	21	10	7	24	9	12	10	11 C	28	19	24	24	5	2	3	5 CC
24	16	11	13	14	24	28	31	21	24	30	22	32	31	17	22	26	19	10	15	14	5	2	2	5 CK
25	8	6	9	4 CK	7	5	4	8 CK	17	15	10	23	31	14	21	25	15	11	14	12 CC	25	11	23	14 K
26	16	17	10	23	7	8	4	11 CC	29	16	23	23	35	25	31	28	16	14	8	22 K	12	14	8	19 K
27	32	44	34	42	15	13	18	10 K	13	8	11	11 CK	8	11	11	8 C	21	15	10	26	17	11	17	11
28	18	20	10	27	16	10	6	20 KK	35	26	9	53	24	49	40	33	49	34	48	35	18	12	17	13
29	35	32	19	49					21	20	21	20	15	11	13	13 K	16	11	20	7	16	14	19	11 K
30	42	15	14	44					24	24	9	40	13	7	14	7 CC	23	14	8	29	9	4	3	11 CC
31	24	14	26	11					45	24	48	21					25	18	16	28				
	22.5				26.3				23.8				27.3				23.9				20.2			
		20.7				20.1				18.6				24.3				18.0				12.6		
			21.6				23.2				21.2				25.8				20.9				16.4	

	JULY				AUG.				SEP.				OCT.				NOV.				DEC.			
	N	S	M		N	S	M		N	S	M		N	S	M		N	S	M		N	S	M	
1	10	3	3	11 CK	18	10	7	22	12	11	12	11 CK	34	28	16	46	15	14	12	18 C	10	8	13	5 CC
2	11	8	9	11 CC	12	16	18	11	13	10	8	15 CC	17	17	8	26	9	14	13	10 CC	6	7	5	9 CC
3	12	13	8	17 KK	32	34	34	32	52	53	9	97	11	11	8	14 K	7	6	4	10 CC	4	10	10	4 CC
4	17	12	13	17	11	5	4	13 C	62	52	59	55	15	20	12	23	7	7	4	10 CC	6	9	6	9 CK
5	23	27	26	24	21	16	20	17	32	43	48	26	24	20	15	30	6	8	10	4 CC	24	33	17	40
6	35	22	41	16	26	19	12	33	18	15	8	25	10	12	13	9 C	10	19	6	22 K	12	16	12	16
7	24	20	7	37	19	17	24	11	64	76	43	97	7	8	5	11 CC	19	16	15	20	8	11	15	3 CK
8	18	13	15	17	10	5	9	6 CC	24	20	23	22	20	27	15	32	64	67	28	102	22	16	7	31
9	12	9	9	12 C	17	8	8	18 KC	19	11	6	25	14	10	14	10 C	64	98	110	52	17	34	36	15
10	27	17	20	25	12	5	7	10 CC	17	9	18	9 K	12	18	10	20	12	14	15	11 C	36	44	35	45
11	22	14	16	20	9	7	5	12 CC	6	5	5	7 CC	14	16	14	16	29	27	24	31	29	31	30	30
12	8	5	3	10 CK	8	8	7	9 CC	5	3	5	2 CK	22	18	20	21	19	17	15	21	13	11	9	15 C
13	24	13	7	31	6	6	10	2 CC	30	25	26	29	7	3	4	7 CK	17	10	21	7	14	16	13	18
14	22	18	21	20	4	2	2	4 CC	15	17	14	19	50	48	6	92	21	22	23	20	27	28	23	33
15	6	6	6	7 CK	8	3	4	8 CC	25	12	12	26	25	17	31	11	21	23	13	31	23	13	20	16
16	4	3	3	4 CC	14	13	11	17 KK	27	30	27	30	7	6	8	6 CC	15	19	13	21	56	70	39	87
17	13	9	7	15 CC	16	9	7	19 KK	29	21	18	32	4	4	4	5 CC	20	23	12	31	89	73	43	118
18	14	6	6	14 C	27	8	11	24	40	34	29	45	7	6	5	8 CC	34	27	26	35	36	25	42	20
19	28	14	25	16	27	24	29	22	29	26	32	22	16	16	14	18	51	54	31	74	11	12	10	12 CK
20	9	4	8	5 CC	89	62	82	68	10	13	13	10 C	41	28	21	48	28	31	15	45	7	5	10	2 CC
21	5	3	4	4 CC	61	80	127	14	40	44	47	37	25	17	27	15	12	15	10	18	12	12	5	19 KK
22	4	2	2	4 CC	46	29	51	23	10	10	11	10 C	10	8	5	14 CC	22	24	23	22	29	36	28	37
23	12	3	4	12 CC	29	38	35	32	13	19	18	15	6	9	8	7 C	25	29	31	23	9	10	16	4 K
24	18	8	8	19 K	16	13	6	24	120	157	79	199	142	137	79	200	18	19	15	22	8	9	7	10 CK
25	24	15	19	21	53	14	44	23	150	195	212	134	229	149	68	311	13	14	19	8	29	28	29	29
26	15	16	8	24 K	28	21	16	34	79	47	61	64	24	28	29	23	5	6	6	5 CK	12	18	9	21
27	5	3	2	5 C	28	18	9	37	44	45	73	17	17	12	9	21	32	30	21	40	24	23	19	28
28	48	32	32	48	38	38	29	47	9	8	4	12 CK	35	30	43	21	9	18	16	12	5	9	11	3 CK
29	9	5	7	7 C	30	17	31	17	14	18	19	14	7	14	9	12 KK	10	15	8	17 KK	9	11	7	13 CC
30	18	19	15	22	26	18	25	20	35	40	28	47	11	12	9	14 KK	6	9	8	7 CK	5	4	5	4 CC
31	21	15	24	13	15	12	10	18 K					6	7	9	4 CC					4	8	7	6 CC
	16.7				24.4				34.8				28.1				20.6				19.2			
		11.5				18.5				35.7				24.4				23.1				20.6		
			14.1				21.4				35.2				26.2				21.9				19.9	

ANNUAL MEAN N 23.98 S 20.68 M 22.31

1871

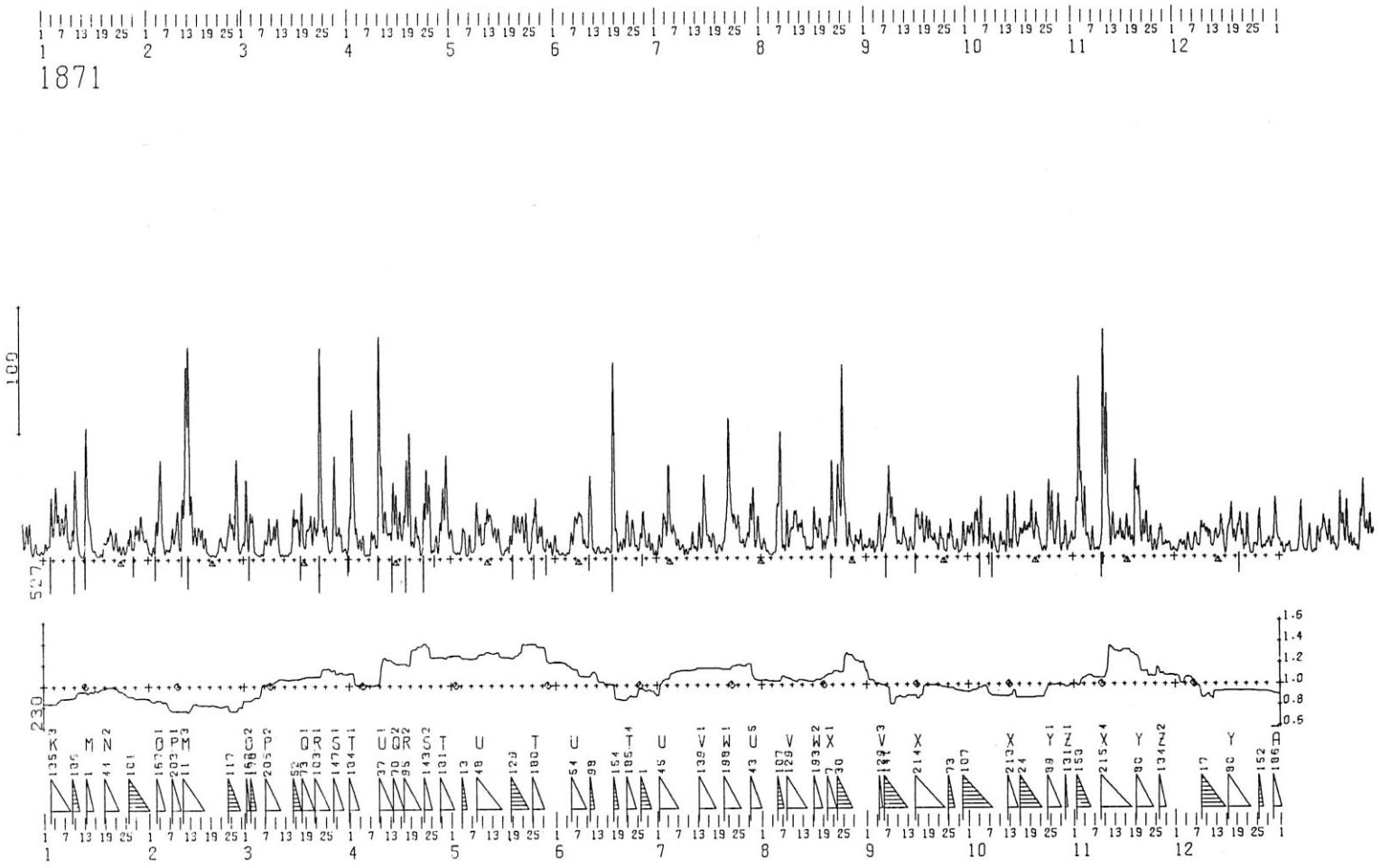

	JAN.				FEB.				MAR.				APR.				MAY				JUNE			
	N	S	M		N	S	M		N	S	M		N	S	M		N	S	M		N	S	M	
1	9	11	7	13 KK	5	5	6	5 CC	43	31	11	63	54	56	32	79	13	15	21	8 K	7	6	6	7 CK
2	6	15	11	11 C	8	7	8	6 CK	24	20	19	25	75	46	89	31	5	5	5	5 CC	4	3	4	3 CC
3	27	40	43	23	14	32	27	19	26	38	29	35	20	12	24	9	5	3	5	4 CC	4	3	4	3 CC
4	45	40	29	56	62	62	53	71	4	6	6	4 CK	11	12	17	7 KK	19	15	13	22	5	3	4	5 CC
5	23	36	34	25	12	12	16	8 K	3	3	4	3 CC	17	6	20	3 KK	16	7	21	2 KK	15	15	11	20 K
6	28	30	26	31	7	9	9	7 CC	3	5	5	3 CC	4	3	3	4 CC	15	10	6	18 KK	25	20	11	34
7	34	34	23	45	11	8	6	14 CK	12	13	14	12 KK	14	14	5	22 K	8	3	5	7 CK	33	28	29	32
8	10	14	15	9 C	22	18	26	15	22	25	23	24	16	16	18	15	34	21	10	46	37	31	34	34
9	14	21	12	24	29	31	26	34	15	19	17	18	82	56	10	128	33	18	23	29	11	14	11	14 C
10	50	54	58	47	18	12	9	21	30	20	21	29	96	63	89	69	12	11	11	13 C	10	9	9	11 C
11	4	14	13	5 C	53	46	38	61	12	13	21	5 K	30	29	21	38	38	30	28	40	43	56	66	34
12	2	3	2	3 CK	155	162	152	165	3	4	4	3 CC	20	20	21	19	37	27	29	34	7	4	7	5 CK
13	48	70	14	104	54	47	51	50	4	3	4	3 CC	26	26	22	31	31	14	23	23	10	6	6	10 CC
14	28	38	38	28	18	20	12	26	4	5	4	5 CC	52	44	46	50	23	17	21	19	7	3	5	6 CC
15	10	11	14	7 C	19	18	12	26	25	20	12	33	28	27	22	33	17	10	19	9 KK	7	3	5	5 CC
16	4	6	8	3 CC	19	23	20	23	33	30	32	31	21	16	20	17	5	3	3	5 CC	10	8	10	8 CC
17	3	3	3	3 CC	15	14	11	18	24	19	24	19	35	42	35	42	10	7	7	11 CC	26	9	4	32
18	12	6	4	13 CC	5	5	6	5 CK	33	26	48	11	92	63	56	98	14	9	4	19 KK	99	78	155	22
19	14	12	12	14 KK	4	3	3	4 CC	13	20	9	24	19	9	14	15	33	21	19	35	20	6	19	7 K
20	17	24	15	26	3	2	3	2 CC	32	28	24	35	30	14	10	35	31	24	21	34	11	10	15	6 CK
21	14	13	20	8	10	7	6	12 CC	20	22	14	28	14	16	17	14	31	17	21	28	20	13	15	19
22	13	19	20	13 K	13	17	17	13 C	20	25	24	22	7	5	3	10 C	23	21	32	12	28	27	38	17
23	5	10	7	9 CK	6	11	10	7 CC	94	118	73	139	64	51	45	70	20	24	37	8	21	21	11	31
24	7	10	8	9 CC	25	20	18	28	17	33	25	24	43	47	35	55	8	5	4	10 CK	19	11	21	9
25	12	7	5	14 KK	30	28	30	29	23	18	26	15	7	6	6	8 C	30	27	24	34	9	6	8	8 CK
26	21	14	11	24	50	27	17	60	9	4	6	7 CK	13	15	8	20 C	37	16	41	12	32	25	21	37
27	7	10	9	9 C	33	24	50	7	54	44	17	82	15	12	5	22 K	25	24	26	23	12	21	22	11
28	22	28	28	23	9	11	8	13 CC	23	17	19	21	46	32	22	56	10	8	12	6 CK	16	13	8	20 K
29	20	30	15	35					24	19	23	21	70	49	37	82	14	11	14	12 KC	9	9	7	11 CK
30	15	24	23	16					7	7	6	9 CK	25	20	23	22	12	7	10	10 CC	6	2	2	6 CC
31	13	14	15	13 K					7	7	6	8 C					17	10	8	19 KK				
	17.3				25.3				21.4				34.9				20.2				18.8			
		21.4				24.4				21.3				27.5				14.2				15.4		
			19.3				24.8				21.4				31.2				17.2				17.1	

	JULY				AUG.				SEP.				OCT.				NOV.				DEC.			
	N	S	M		N	S	M		N	S	M		N	S	M		N	S	M		N	S	M	
1	18	4	2	19 K	15	8	7	16 KC	10	9	8	11 CC	22	21	19	24	23	17	14	26	4	5	5	4 C
2	15	14	10	21	9	6	10	6 CC	11	8	12	7 KK	25	15	25	16	118	68	43	143	9	14	10	13 CC
3	37	22	30	29	4	2	3	3 CC	13	6	13	7 KC	38	34	34	38	41	57	61	37	10	13	10	12 CC
4	56	48	33	71	4	3	2	5 CC	22	20	9	33	33	20	8	45	23	46	48	21	12	9	6	15 KC
5	28	18	22	24	28	21	7	42	17	9	21	5 K	14	17	17	14	15	15	20	11	12	9	13	8 CC
6	16	19	23	13	89	57	45	100	19	20	15	25	16	15	15	17	10	19	5	24 K	8	10	4	14 CK
7	10	13	16	7 KK	9	9	8	10 C	48	57	32	73	16	19	21	16	5	6	5	6 CK	14	14	19	10 K
8	12	9	8	12 CC	26	20	14	32	41	34	30	44	12	15	10	17 KK	7	7	7	8 CK	16	14	8	21
9	7	3	2	8 CC	17	14	11	21	33	23	27	28	5	5	7	3 CC	56	69	16	109	30	18	22	26
10	7	4	3	8 CC	36	24	23	37	15	9	10	14 C	14	14	11	18 K	89	155	138	106	25	17	20	23
11	18	11	8	22 K	30	30	35	25	16	12	10	18	10	14	10	13 CK	51	34	56	29	15	17	22	10
12	7	8	7	8 CK	28	21	24	25	22	12	19	15	25	29	5	49	28	21	13	35	14	9	9	14 C
13	27	10	10	28 K	22	16	22	17	12	6	5	13 CC	11	10	7	14 K	16	14	13	18	18	18	23	14
14	30	22	8	44	12	7	10	10 CC	11	8	12	6 CC	38	33	18	52	23	22	19	26	31	19	17	34
15	46	28	47	27	11	4	6	10 CC	29	23	13	39	10	12	11	10 K	18	17	16	19	14	12	17	8 K
16	21	13	18	17	28	20	8	41	31	24	34	21	15	23	16	23	24	24	14	34	12	15	5	22
17	15	14	12	18	26	14	25	16	26	27	27	27	23	24	19	28	16	20	15	21	36	33	29	40
18	9	5	10	4 CK	27	24	31	20	24	21	12	33	20	25	21	24	12	15	16	11 C	21	16	18	20
19	12	7	9	10 CC	6	14	9	11 C	22	20	15	27	41	27	24	44	54	52	53	53	20	22	16	26
20	11	7	5	13 CK	14	15	14	16	16	14	17	13	27	15	20	23	56	39	53	42	20	29	32	17
21	27	30	18	39	57	47	32	73	19	10	18	11 K	30	21	28	23	28	14	13	29	18	10	18	10
22	89	77	111	55	27	17	29	14	16	13	5	23 K	11	9	14	6 CK	33	21	18	36	17	25	22	20
23	35	30	37	27	53	49	28	74	14	12	14	13 C	6	7	8	6 CK	13	21	11	24	5	4	7	2 CK
24	31	27	33	25	70	75	40	105	6	5	6	6 CK	37	36	16	56	10	8	11	7 CK	6	10	6	11 CC
25	22	21	30	13	81	54	92	42	32	17	19	31	60	18	29	50	10	8	11	6 CC	18	22	9	31
26	16	10	12	14 CK	21	10	12	20	12	10	15	8 K	18	10	16	11	16	19	15	20	12	18	22	7
27	14	11	11	14 C	19	12	18	13	11	10	6	15 CC	46	26	25	48	17	15	22	10	7	10	9	8 CC
28	45	18	20	44	18	8	8	18 KK	5	3	3	5 CC	9	9	7	11 C	9	10	10	10 CC	11	14	11	13 CC
29	39	42	30	51	10	12	12	10 C	20	19	12	27 K	17	23	12	27	10	12	13	9 KK	16	11	12	15 KK
30	18	17	8	27	19	14	23	11 K	15	15	9	23	9	6	5	11 C	5	6	4	7 CC	31	29	13	47
31	22	11	23	11	10	7	7	10 CC					14	19	18	15					16	16	19	14
	24.5				26.6				19.6				21.7				27.8				16.0			
		18.6				20.5				15.8				18.4				28.4				15.5		
			21.5				23.5				17.7				20.0				28.1				15.7	

ANNUAL MEAN N 22.85 S 20.11 M 21.47

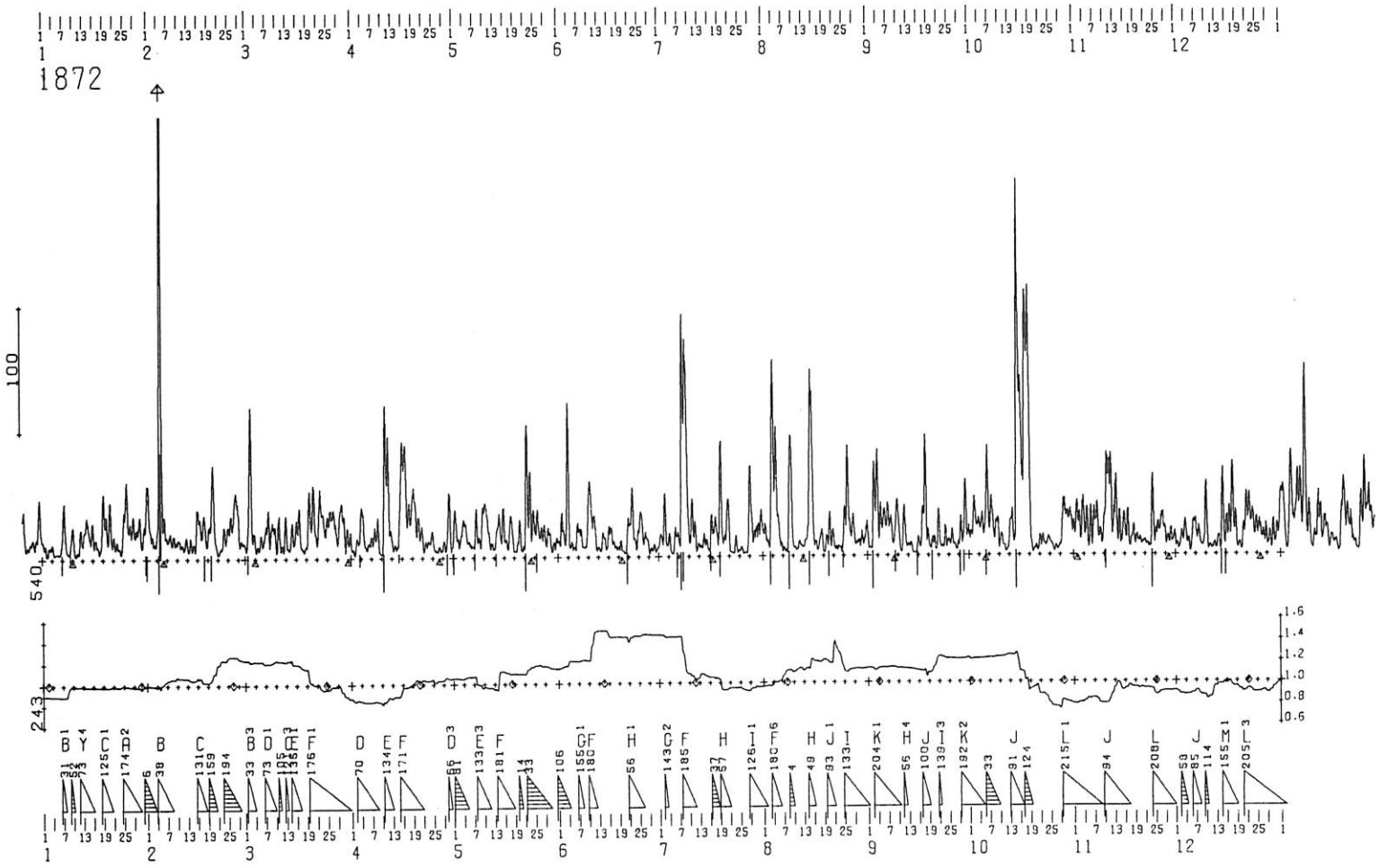
1872
100
540
243
1.6
1.4
1.2
1.0
0.8
0.6

	JAN.				FEB.				MAR.				APR.				MAY				JUNE			
	N	S	M		N	S	M		N	S	M		N	S	M		N	S	M		N	S	M	
1	13	8	11	11 C	39	42	58	24	16	11	6	21 K	5	5	6	4 CK	25	34	33	26	23	16	13	26
2	8	2	2	8 CC	10	17	13	14	64	92	103	54	10	10	4	16 CC	8	13	14	8 K	24	14	21	18
3	11	8	8	12 CC	11	13	12	12 C	14	17	13	19	23	22	11	34	26	18	19	25	63	77	17	123
4	4	5	5	4 CC	236	223	26	434	6	8	4	10 CK	22	31	37	16	26	24	28	22	12	9	11	9 C
5	3	5	4	3 CC	48	60	82	27	10	15	9	16 KK	8	7	9	6 CK	10	12	11	11 C	11	8	10	9 CC
6	6	13	5	15 C	28	15	27	17	18	12	10	19	17	12	12	17 K	12	8	11	9 CC	17	16	5	28
7	16	42	41	18	17	14	13	19	33	25	20	38	16	13	10	19	23	23	7	39	22	21	21	23
8	5	4	5	4 CK	18	13	13	18	14	17	9	23	25	21	14	32	11	14	12	14 C	8	8	8	8 CK
9	16	17	10	23 K	9	12	10	11 C	27	21	26	23	4	4	5	4 CK	28	31	21	38	32	12	9	35
10	9	5	12	2 KK	13	16	16	14 K	14	20	4	31	74	49	4	118	33	42	43	32	53	44	60	37
11	3	7	6	4 CK	8	10	9	9 CC	16	7	12	11 K	67	70	61	76	15	16	20	12	26	30	32	25
12	14	20	23	11	13	13	9	18 KC	24	14	4	34	19	16	18	18	10	8	11	7 CC	9	6	7	8 CK
13	20	24	21	24	10	9	5	14 CK	10	6	8	8 C	10	8	7	11 CC	18	11	7	22	7	4	7	5 CK
14	21	28	29	21	11	10	9	12 CC	20	17	10	28	8	7	6	9 C	31	21	28	24	23	11	20	14 K
15	18	23	11	29	26	17	5	39	23	11	11	24	79	55	42	92	22	28	11	40	17	7	6	18 K
16	10	14	8	16 C	25	29	28	25	27	33	20	40	94	65	74	84	11	15	12	13 C	28	14	18	24
17	5	9	11	4 CC	29	22	17	34	12	7	10	8 C	33	34	26	42	23	17	8	32	12	8	11	9 CK
18	25	24	8	41	17	13	21	9	8	6	5	10 CC	35	37	27	45	20	13	26	8	9	7	8	8 CC
19	33	28	28	34	21	26	25	22	39	28	14	53	41	49	51	39	10	3	5	9 CC	12	6	5	13 KK
20	34	21	12	43	52	52	66	38	48	32	22	58	26	24	18	32	21	17	11	26 K	5	3	5	4 CK
21	15	16	17	14	7	11	12	6 C	22	17	24	16	19	20	19	20	10	5	5	9 C	23	13	5	31
22	14	8	12	11 CK	6	5	4	7 CC	38	34	17	55	11	7	4	13 CK	62	62	35	89	31	39	25	45
23	8	9	8	9 CC	17	16	8	25 K	38	26	33	30	10	11	8	13 CC	48	36	34	49	27	16	29	13
24	13	13	4	23 K	22	14	11	25	25	23	19	28	20	13	12	22	25	28	22	32	19	8	5	22 K
25	44	47	30	61	25	28	20	34	34	30	26	38	8	7	11	5 CK	29	27	18	38	38	26	31	32
26	31	19	22	29	38	30	24	44	38	29	32	35	7	6	4	9 CC	23	15	19	18	20	7	11	17
27	28	23	17	34	38	45	47	37	25	17	28	15	6	6	6	6 CC	35	8	17	26	16	10	16	11 KK
28	21	15	18	19	20	7	14	14	32	25	19	38	10	8	13	5 KK	19	11	11	20	6	4	3	8 CC
29	28	28	23	33	13	10	13	12 CC	44	30	40	33	41	26	20	48	13	19	21	11	9	4	5	9 CC
30	13	14	9	18 K					17	12	4	24	12	7	10	9 K	11	6	4	13 CC	8	5	5	8 CC
31	39	29	20	47					19	12	10	21					12	10	10	12 CC				
	17.0				28.5				25.0				25.3				21.7				20.3			
		17.0				27.4				21.1				21.6				19.2				15.1		
			17.0				28.0				23.0				23.4				20.4				17.7	

	JULY				AUG.				SEP.				OCT.				NOV.				DEC.			
	N	S	M		N	S	M		N	S	M		N	S	M		N	S	M		N	S	M	
1	17	14	15	16	19	23	18	24	11	6	11	6 CK	19	14	13	20	32	27	17	42	7	10	10	7 CK
2	40	19	9	50	13	7	11	9 C	48	31	5	74	28	46	35	39	28	26	26	29	15	12	8	20 K
3	11	8	9	10 C	125	65	37	153	59	59	34	84	30	23	24	30	38	33	27	44	16	24	11	28
4	14	7	18	4 KK	110	43	50	103	29	26	13	42	28	27	22	34	32	23	17	38	15	11	13	13 C
5	12	8	2	17 KK	34	23	31	25	33	25	22	36	27	21	17	31	22	16	6	32	11	7	3	14 K
6	21	13	15	20	13	3	7	10 KK	40	27	24	42	67	45	87	25	29	17	14	31	23	30	26	27
7	125	64	10	179	6	6	7	5 CC	30	25	22	32	38	34	36	37	42	30	30	42	22	17	16	23
8	137	115	105	147	45	25	3	66	16	10	14	13 C	24	22	18	28	19	16	14	22	8	10	10	8 CK
9	67	57	95	29	65	43	92	16	33	41	32	42	12	26	26	13	23	14	9	28	33	30	10	53
10	40	16	11	45	6	7	7	7 CC	15	8	19	4 K	16	14	14	17 K	48	68	37	79	21	10	26	5
11	30	13	18	25	10	7	5	12 CC	24	27	11	40	6	6	8	4 CC	82	74	76	81	5	7	7	5 CC
12	9	7	5	11 CK	10	7	8	8 CC	10	10	11	9 C	6	9	4	11 CK	28	27	17	38	5	11	9	7 CC
13	9	5	7	8 CC	12	8	8	13 CK	14	5	8	11 CC	34	31	29	37	31	46	53	24	12	15	11	16 KC
14	15	11	16	11 KK	72	42	23	92	4	2	4	2 CC	45	91	11	125	13	31	35	10	40	31	4	66
15	11	7	12	5 CC	107	73	123	56	9	6	2	13 CC	179	185	236	129	22	30	18	34	23	21	21	22
16	13	29	10	33	12	9	8	12 C	10	9	9	11 C	112	63	109	66	30	20	15	36	31	27	19	39
17	20	29	18	31	10	7	5	13 CK	74	40	39	74	206	149	173	181	12	7	11	8 C	47	52	24	74
18	27	10	19	19	14	14	17	11 K	34	20	33	22	153	158	193	118	20	19	15	24	29	23	21	32
19	47	58	89	17	12	6	3	15 CK	8	5	7	6 CK	5	10	13	3 C	13	12	9	17 K	7	9	6	11 CK
20	15	12	15	13 K	24	19	8	35	13	17	15	15 K	8	6	5	8 CC	14	9	11	12 CK	13	10	5	18 KK
21	46	30	40	36	17	10	7	21	25	15	5	36	13	6	3	16 KK	10	11	9	12 CC	35	33	18	50
22	3	4	4	4 CK	9	6	7	8 CK	10	8	12	6 C	14	10	7	17 CK	10	9	10	10 CC	41	34	32	44
23	10	6	2	13 KC	7	7	7	8 CC	15	15	7	24 K	10	7	9	9 CC	6	9	7	8 C	30	30	26	34
24	8	4	7	5 CC	12	4	3	14 C	10	9	7	12 CK	14	13	13	14 CC	33	49	64	18	29	17	16	30
25	6	6	5	7 CC	63	42	38	68	16	13	10	19 K	9	8	10	7 CC	30	18	22	27	25	19	22	23
26	4	2	2	4 CC	42	27	47	23	13	7	11	10 CK	7	4	3	8 CC	22	24	19	27	19	17	17	20
27	32	20	2	50	28	21	22	28	9	7	5	12 CK	8	6	5	9 CK	38	20	34	24	16	16	11	21
28	50	18	44	24	14	9	12	11 C	13	23	21	16	29	31	14	45	12	12	9	16 C	15	14	10	19
29	24	18	20	22	12	8	13	8 KK	48	32	20	60	40	28	34	34	15	17	10	21	15	18	6	28
30	17	22	15	25	16	13	21	9 K	21	18	16	24	38	28	28	37	14	16	12	19	19	16	11	26
31	28	30	34	24	24	17	14	28					33	19	27	25					27	37	17	48
	29.2				31.1				23.1				40.6				25.6				21.1			
		21.5				19.4				18.2				36.8				24.3				19.9		
			25.3				25.2				20.7				38.6				25.0				20.5	

ANNUAL MEAN N 25.71 S 21.79 M 23.73

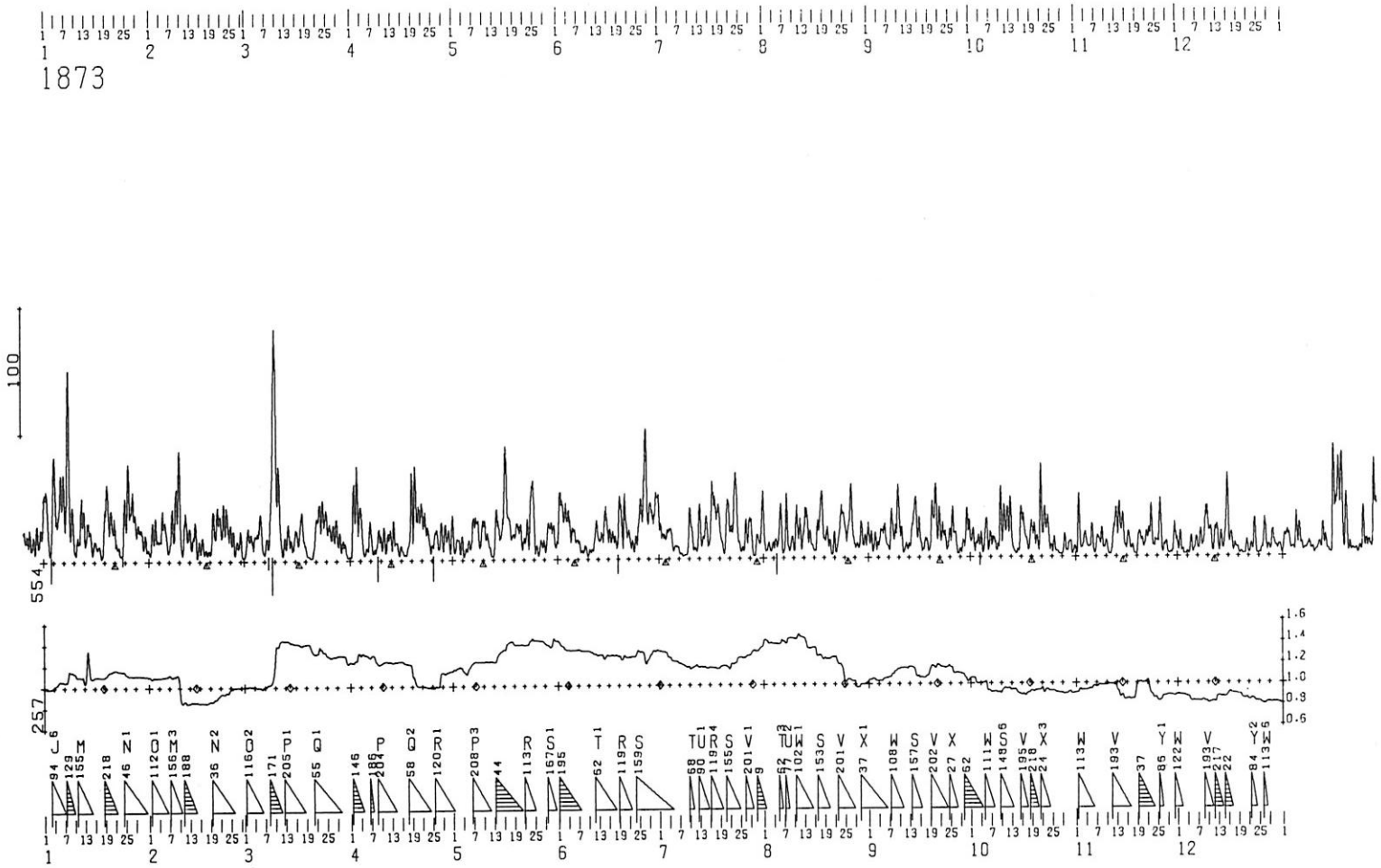
1873
100
554
257
1.6
1.4
1.2
1.0
0.8
0.6

	JAN.				FEB.				MAR.				APR.				MAY				JUNE			
	N	S		M	N	S		M	N	S		M	N	S		M	N	S		M	N	S		M
1	52	47	48	51	14	9	5	19 KK	16	9	6	19 K	39	16	2	53	15	6	14	7 K	51	33	31	53
2	11	13	19	5 K	31	20	21	31	23	16	19	20	54	49	29	74	20	12	16	16 K	46	26	42	30
3	53	44	20	77	17	13	14	16	19	9	13	15	36	24	20	40	13	10	4	19 KK	36	39	45	30
4	38	43	51	30	25	23	15	33	24	16	19	22	29	9	31	8	6	3	2	7 CK	25	25	29	21
5	49	47	33	63	30	27	30	26	28	28	21	35	7	7	4	10 CC	13	10	8	16 KC	33	16	25	24
6	52	54	40	66	15	6	14	7 C	10	6	11	5 C	18	21	7	32	25	12	8	29	13	14	13	15
7	60	68	24	105	39	14	14	39	12	14	11	17 K	12	5	13	5 C	33	25	29	29	10	10	15	5 CC
8	73	39	96	17	46	20	15	52	36	35	16	55	12	5	8	10 CK	22	22	31	13	8	6	8	6 CC
9	30	31	43	18	65	52	31	87	128	170	139	160	30	13	23	20	21	21	11	31	7	6	10	3 CC
10	13	9	7	16 KK	14	11	21	5 K	76	50	51	74	18	16	7	26	27	20	31	16	6	5	5	6 CC
11	29	23	14	38	28	30	24	34	21	23	34	10	16	8	6	19 K	13	15	18	10 K	14	8	8	14 C
12	38	30	27	40	21	20	15	26	12	11	4	19 KK	21	17	16	22	4	3	5	3 CC	26	20	26	20
13	23	19	12	30	18	9	12	16	19	18	9	29	14	24	8	30	35	17	11	40	19	12	16	15
14	23	21	20	23	21	19	17	23	12	12	11	15 K	16	12	14	14	26	20	32	15	32	21	19	33
15	10	9	6	13 C	11	9	4	16 CK	18	10	8	21	9	6	4	12 CC	24	27	23	28	28	25	30	23
16	13	10	15	9 CC	11	13	6	19 KK	21	13	23	12	5	5	7	4 CC	62	74	79	58	17	20	24	13
17	9	9	11	7 CC	9	5	5	9 CK	39	27	27	39	8	4	4	9 CC	30	33	34	29	22	13	22	12
18	20	12	4	28	8	5	5	8 CC	20	10	18	12	49	35	15	69	17	19	16	20	19	8	13	14 K
19	49	52	47	54	27	19	6	39	4	3	4	4 CC	46	41	13	74	23	23	19	27	46	39	50	35
20	41	20	21	41	31	20	20	32	2	2	2	2 CC	46	28	30	43	29	24	27	26	35	24	8	52
21	30	22	24	29	37	30	31	35	23	12	9	26	46	29	30	45	16	10	12	14 K	28	19	26	21
22	12	11	15	9 K	37	26	18	45	43	31	30	44	31	32	25	38	22	18	12	28	13	12	18	8 C
23	5	6	6	5 CC	31	27	20	38	41	29	22	48	22	21	20	23	40	18	14	44	16	6	13	10 CK
24	26	30	7	50	29	21	26	25	36	32	31	37	13	7	12	8 CK	54	52	58	48	25	15	16	25
25	59	42	24	77	18	17	12	24	28	22	21	30	20	12	11	21	8	7	4	11 C	36	41	38	39
26	38	37	35	40	13	6	4	15 CK	24	20	17	27	17	17	24	10	12	4	3	13 CC	72	58	40	90
27	47	32	42	37	21	11	9	24 K	27	20	15	33	17	25	12	30	14	11	10	16 CC	46	50	69	27
28	25	23	19	29	4	2	4	2 CK	19	15	12	23	18	15	6	28	16	7	5	18 K	35	49	45	39
29	24	22	25	21					13	8	6	15 K	21	19	16	24	33	24	28	29	38	30	27	40
30	20	10	9	21					12	8	14	5 CK	20	15	6	29	28	20	21	27	46	52	48	50
31	9	7	7	9 CK					3	2	2	3 CC					14	10	9	14 K				
	31.7				24.0				26.1				23.7				23.0				28.3			
		27.2				17.3				22.1				17.8				18.6				23.4		
			29.4				20.6				24.1				20.8				20.8				25.8	

	JULY				AUG.				SEP.				OCT.				NOV.				DEC.			
	N	S		M	N	S		M	N	S		M	N	S		M	N	S		M	N	S		M
1	22	22	28	16	9	9	13	6 CK	23	13	14	21	17	19	13	23 K	29	20	3	45	13	12	5	20 KK
2	19	17	19	18	7	12	11	9 CC	11	9	4	16 CK	8	9	5	12 K	14	9	16	7 K	5	6	5	6 CK
3	24	18	19	23	11	7	6	12 CC	13	10	10	13 KK	17	10	18	9 K	12	19	11	21 K	3	3	2	4 CC
4	20	21	22	19	12	10	8	15 KC	22	14	14	23	12	8	16	5 KK	11	8	10	8 CK	6	5	3	8 CC
5	11	6	6	10 CK	24	23	12	36	26	20	19	27	26	26	21	31	17	17	9	26 K	10	7	13	4 CC
6	10	9	10	9 CC	25	7	29	4	13	8	11	10 C	17	9	5	21 K	6	5	5	6 CK	11	13	9	15 KC
7	4	3	4	4 CC	28	31	8	51	25	20	6	39	11	14	9	16 K	17	15	17	15 C	12	16	6	21 K
8	3	3	2	4 CC	10	6	10	7 C	24	13	19	19	9	7	11	6 CK	17	15	10	22	12	12	9	16 C
9	15	8	4	20 K	12	16	15	13 C	38	41	27	53	33	28	9	52	10	9	7	12 CK	48	24	31	40
10	38	24	37	25	29	20	7	42	29	17	23	23	29	25	12	42	8	3	9	2 CC	25	20	20	25
11	9	6	6	8 CK	33	14	15	32	8	3	4	9 CK	35	28	23	40	9	7	2	13 CK	12	7	7	13 K
12	28	13	5	35	12	13	7	19 K	12	7	10	9 CC	35	30	20	45	40	25	27	39	19	25	21	23
13	24	11	23	12	37	38	40	35	20	15	8	26	11	8	13	6 C	32	30	18	44	14	11	5	20 K
14	30	15	15	30	18	14	11	22	49	34	37	47	5	3	3	5 CC	36	22	23	36	9	10	7	13 C
15	19	13	22	10	8	9	10	7 CK	32	19	19	32	32	12	5	40	8	9	10	7 C	39	52	33	58
16	49	30	24	55	17	14	5	26	7	12	14	5 K	26	27	28	24	15	17	18	14 K	15	15	11	20
17	40	45	45	40	31	30	21	40	12	10	7	16 KK	15	10	15	11 K	7	8	7	9 CC	10	7	9	9 CK
18	29	40	36	33	39	29	53	15	10	8	12	5 CK	21	11	8	25	2	2	2	2 CC	7	8	8	8 CC
19	18	14	19	13	19	19	13	25	33	25	13	45	32	15	22	26	15	17	11	21 K	3	3	2	4 CC
20	14	10	4	20 K	10	12	8	14 KK	60	29	31	58	11	15	12	14 C	9	15	13	12 C	2	2	2	2 CC
21	44	34	47	31	13	9	3	19 KK	31	23	14	40	35	47	13	69	12	16	10	20	5	13	9	9 CC
22	24	21	25	20	9	6	5	10 CK	21	20	12	28	38	21	19	40	13	22	15	20	8	6	3	11 CC
23	56	57	55	58	33	19	19	33	20	11	17	15	25	27	22	30	25	26	42	9	18	20	8	30 K
24	18	17	23	13	35	31	36	30	16	15	8	23	11	7	9	9 C	8	13	8	13 KK	5	2	5	2 CK
25	8	6	5	10 CC	25	15	21	20	30	23	13	40	7	13	7	13 KK	31	21	14	38	7	3	4	6 CK
26	25	14	9	31	51	37	31	58	12	22	20	14	4	4	4	4 CC	16	8	21	4 K	16	23	14	25
27	18	22	12	29	24	11	25	11	6	4	3	7 CC	2	3	2	3 CC	12	11	11	12 CC	11	8	10	10 CK
28	20	16	32	5	10	9	9	11 CC	13	5	4	15 KC	11	11	5	17 KC	3	3	3	3 CC	11	11	5	18 KK
29	8	7	2	13 CK	23	15	9	29	24	21	8	37	10	5	5	11 KK	8	8	3	13 KK	12	12	13	11 CK
30	13	15	18	11	15	11	10	16 K	21	27	21	27	6	11	12	5 KK	18	20	23	16	11	6	8	9 CC
31	47	32	26	53	18	16	12	22					6	7	6	8 CC					6	6	9	3 CC
	22.9				20.9				22.0				18.0				15.3				12.5			
		18.3				16.5				16.6				15.2				14.0				11.9		
			20.6				18.8				19.3				16.6				14.6				12.1	

ANNUAL MEAN N 22.35 S 18.24 M 20.28

1874

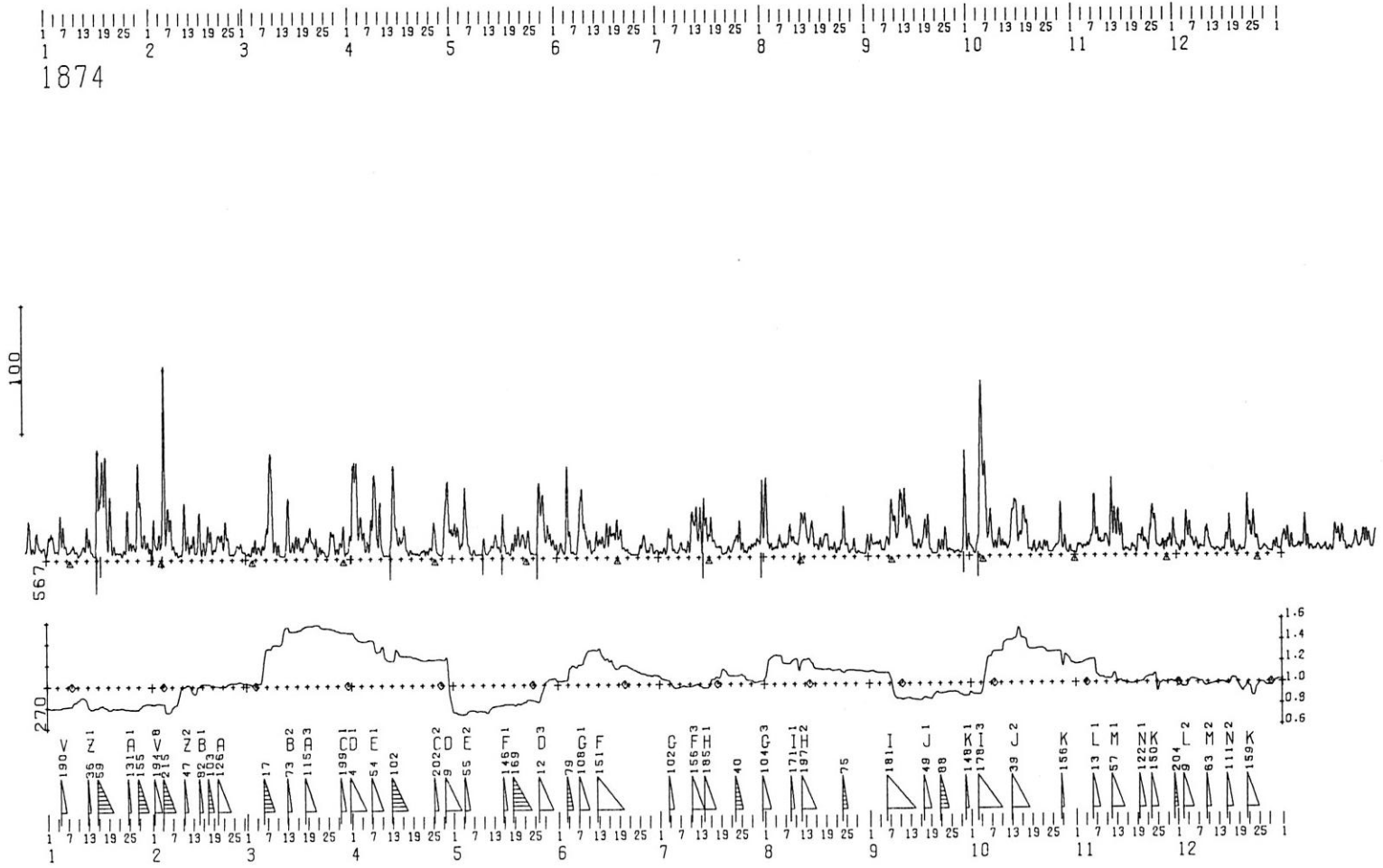

JAN.

Day	N	S		M	
1	10	16	10	16	KK
2	16	23	20	20	
3	6	10	9	7	CK
4	17	10	6	21	KK
5	30	16	20	26	
6	6	14	10	10	CK
7	2	9	5	6	CC
8	10	10	8	12	CC
9	6	7	7	7	CC
10	4	4	3	5	CC
11	7	10	7	11	CC
12	15	16	7	25	K
13	14	12	12	14	K
14	3	6	6	4	CC
15	34	22	2	54	
16	59	44	60	43	
17	49	73	62	59	
18	45	62	77	30	
19	29	31	10	50	
20	16	5	11	10	K
21	5	5	4	6	CC
22	5	6	5	6	CC
23	4	5	2	7	CC
24	26	15	5	37	
25	14	10	11	14	C
26	10	11	10	11	CC
27	39	22	7	54	
28	49	35	43	41	
29	15	15	9	21	
30	13	9	9	15	CK
31	5	7	5	8	CC

18.2
17.4
17.8

FEB.

Day	N	S		M	
1	18	17	2	32	K
2	7	12	11	8	C
3	17	12	18	11	
4	108	84	39	153	
5	33	19	11	41	
6	34	23	25	33	
7	8	10	8	10	CK
8	4	6	4	6	CC
9	3	3	3	3	CC
10	26	29	10	45	
11	12	15	8	20	K
12	7	10	4	13	CK
13	12	14	14	13	KK
14	10	7	5	12	C
15	29	14	37	6	
16	6	12	9	9	CC
17	18	17	8	27	
18	9	21	14	17	
19	5	8	4	9	CK
20	16	15	12	20	
21	19	16	17	19	
22	18	19	9	28	
23	18	14	16	16	
24	4	4	4	4	CC
25	5	4	3	6	CC
26	13	8	11	10	CC
27	9	10	11	9	CC
28	6	4	5	5	CC

16.9
15.3
16.1

MAR.

Day	N	S		M	
1	4	6	4	6	CC
2	7	4	3	9	CC
3	11	11	6	16	KK
4	6	10	5	10	CC
5	9	7	7	9	CC
6	12	13	8	19	K
7	34	32	23	42	
8	64	64	84	43	
9	11	9	6	14	C
10	4	11	4	11	KK
11	2	3	2	3	CC
12	5	3	2	6	CK
13	23	41	42	23	
14	11	8	6	14	CK
15	12	10	5	18	KK
16	11	13	9	16	KK
17	5	9	8	6	CC
18	17	10	13	15	C
19	21	16	15	23	
20	16	14	16	14	
21	13	10	8	16	KK
22	8	4	2	10	CK
23	5	5	4	7	CC
24	5	3	5	2	CC
25	8	5	3	10	CK
26	25	15	20	21	
27	11	8	11	8	CK
28	10	7	4	13	CC
29	16	18	10	25	K
30	4	6	4	5	CK
31	14	10	6	19	KK

13.0
12.5
12.7

APR.

Day	N	S		M	
1	47	50	23	74	
2	72	63	60	76	
3	25	21	15	31	
4	25	17	21	21	
5	10	6	9	8	CK
6	18	8	11	14	K
7	47	38	30	56	
8	39	38	61	17	
9	25	29	9	45	
10	4	6	7	2	C
11	2	3	3	2	CC
12	7	5	2	10	C
13	48	59	44	63	
14	22	20	26	16	
15	9	16	11	15	K
16	22	18	14	27	
17	9	7	10	6	CK
18	2	7	3	6	CC
19	6	3	5	5	CC
20	4	3	3	4	CC
21	4	3	2	5	CC
22	6	6	6	7	CC
23	5	4	5	3	CC
24	6	9	9	7	CK
25	19	24	19	24	
26	7	6	8	4	CK
27	3	3	3	3	CC
28	19	20	5	34	
29	54	46	52	49	
30	23	22	22	23	

19.7
18.7
19.1

MAY

Day	N	S		M	
1	25	21	18	28	
2	19	21	17	23	
3	14	5	7	13	C
4	34	39	17	56	
5	22	16	27	12	
6	4	3	5	2	CC
7	3	7	6	4	CC
8	4	3	3	4	CC
9	2	3	3	2	CC
10	12	9	16	6	KC
11	4	3	3	5	CC
12	7	9	7	10	CC
13	13	15	9	20	K
14	11	9	12	7	CK
15	16	10	6	21	KK
16	21	10	20	11	
17	4	3	4	4	CC
18	10	5	2	12	CC
19	12	12	7	19	KK
20	18	15	17	17	
21	18	12	12	18	
22	13	10	16	8	C
23	18	17	19	16	K
24	4	2	3	4	CC
25	4	2	3	3	CK
26	49	42	31	59	
27	36	47	33	50	
28	19	18	24	13	
29	19	23	25	16	
30	13	13	11	15	CK
31	12	6	8	11	CC

14.9
13.3
14.0

JUNE

Day	N	S		M	
1	5	4	3	7	CC
2	11	6	11	6	CC
3	32	15	3	44	
4	41	24	44	22	
5	6	3	4	5	CK
6	4	2	3	3	CC
7	39	19	14	43	
8	38	44	53	29	
9	20	19	22	18	
10	10	12	7	15	CK
11	5	3	3	6	CC
12	15	12	6	21	KK
13	13	11	10	14	C
14	10	14	13	11	KC
15	24	14	10	28	
16	23	12	9	26	
17	23	16	20	19	
18	26	18	14	31	
19	23	15	17	22	
20	12	6	9	9	CK
21	9	3	5	7	CC
22	4	3	4	3	CC
23	3	2	3	2	CC
24	3	2	2	3	CC
25	10	3	4	11	CC
26	17	12	11	19	K
27	9	3	7	5	CC
28	11	4	4	12	CC
29	8	3	9	3	CC
30	8	3	6	5	CC

15.3
10.3
12.8

JULY

Day	N	S		M	
1	4	3	4	4	CC
2	7	3	4	7	CC
3	12	12	4	20	KK
4	18	15	15	19	
5	7	3	5	6	CC
6	5	2	4	4	CC
7	11	8	7	12	CC
8	8	3	5	6	CC
9	12	5	4	13	CC
10	22	19	8	33	
11	34	21	29	26	
12	38	13	39	13	
13	21	23	40	4	
14	40	31	40	31	
15	24	12	19	18	
16	19	23	23	19	
17	11	14	14	11	CK
18	11	6	8	9	CC
19	6	6	9	3	CC
20	4	3	2	4	CC
21	7	7	5	8	CC
22	7	4	4	8	CC
23	17	7	10	14	CK
24	29	18	18	29	
25	11	6	6	12	CK
26	5	3	4	5	CC
27	7	6	5	9	CC
28	7	8	8	8	CC
29	10	10	11	9	CC
30	18	10	15	13	
31	41	34	31	45	

15.2
11.0
13.1

AUG.

Day	N	S		M	
1	44	49	30	63	
2	8	10	10	7	C
3	11	7	11	6	CC
4	9	6	7	9	CC
5	15	11	8	19	KK
6	10	8	10	7	CK
7	13	7	10	11	CC
8	14	19	9	25	
9	20	12	15	17	
10	13	9	11	11	CC
11	21	10	11	21	
12	33	25	32	26	
13	31	25	35	21	
14	18	10	10	18	
15	22	23	26	19	
16	10	10	10	9	CK
17	12	9	5	16	KC
18	12	9	7	14	C
19	24	13	19	18	
20	10	5	6	8	CC
21	9	6	5	10	CC
22	7	3	7	4	CC
23	12	6	8	11	CC
24	32	19	15	37	
25	10	9	9	10	C
26	6	2	4	5	CC
27	11	10	5	15	KC
28	4	3	4	4	CC
29	4	2	4	3	CC
30	3	2	3	2	CC
31	16	6	4	17	KC

14.9
11.0
13.0

SEP.

Day	N	S		M	
1	14	10	5	19	KK
2	11	9	10	11	CK
3	11	9	10	11	CC
4	7	11	11	7	CC
5	6	5	6	5	CC
6	15	11	12	15	KK
7	34	22	12	44	
8	39	24	31	32	
9	21	15	17	20	
10	54	42	46	50	
11	42	43	30	54	
12	30	21	22	29	
13	36	18	31	24	
14	12	7	9	11	CK
15	10	9	6	14	CC
16	12	6	8	11	CK
17	25	20	16	29	
18	27	18	14	32	
19	5	3	5	4	CK
20	2	3	3	2	CC
21	11	6	3	13	CC
22	10	8	5	13	KK
23	13	16	6	23	K
24	7	4	5	7	CK
25	4	5	4	5	CC
26	4	3	3	4	CC
27	4	4	4	4	CC
28	4	3	2	5	CK
29	42	53	38	57	
30	12	10	5	18	K

17.5
14.0
15.7

OCT.

Day	N	S		M	
1	6	8	8	6	CC
2	2	3	2	3	CC
3	37	19	10	47	
4	112	111	118	105	
5	53	70	67	55	
6	27	16	13	30	
7	18	18	27	10	
8	8	9	9	8	CC
9	19	15	12	23	K
10	10	9	7	12	CK
11	8	10	9	9	CC
12	7	9	6	10	CK
13	31	32	26	37	
14	48	38	45	41	
15	18	12	12	18	
16	34	24	19	39	
17	31	27	29	29	
18	5	6	5	6	CK
19	9	5	3	11	CC
20	6	5	6	5	CC
21	4	11	8	8	CC
22	11	5	6	11	CC
23	12	6	7	11	CC
24	3	3	3	3	CC
25	5	4	3	6	CC
26	7	7	6	8	CC
27	34	18	10	42	
28	10	7	7	10	C
29	11	3	12	3	KC
30	4	7	3	7	CC
31	2	3	3	2	CC

19.1
16.6
17.8

NOV.

Day	N	S		M	
1	5	4	2	7	CC
2	9	8	9	8	CC
3	6	7	5	8	CC
4	9	9	7	10	CC
5	15	10	8	16	KK
6	40	27	19	49	
7	15	20	16	20	
8	8	14	11	11	CK
9	15	13	10	17	K
10	12	13	16	9	KK
11	49	22	10	62	
12	31	21	17	35	
13	30	23	16	38	
14	21	19	15	25	
15	4	6	4	6	CK
16	4	5	4	4	CC
17	6	7	4	9	CC
18	4	8	6	6	CC
19	10	9	2	17	KK
20	18	15	16	18	
21	16	9	11	14	CK
22	8	6	10	4	CK
23	32	31	25	38	
24	31	24	28	27	
25	7	8	8	7	CK
26	12	8	8	12	KK
27	9	7	5	11	KK
28	8	14	12	11	CK
29	19	10	15	15	
30	15	18	22	12	

15.6
13.1
14.3

DEC.

Day	N	S		M	
1	5	8	8	5	CC
2	7	10	5	12	CC
3	22	15	6	31	
4	30	17	21	27	
5	10	14	13	11	C
6	7	13	6	14	KK
7	5	7	5	7	CC
8	6	7	6	7	CC
9	16	13	8	22	
10	14	14	20	9	
11	5	6	6	5	CC
12	5	3	3	5	CC
13	4	4	4	4	CC
14	2	6	4	5	CC
15	8	14	5	18	CK
16	23	19	18	25	
17	8	7	4	12	CK
18	2	3	2	3	CC
19	4	6	3	8	CC
20	2	5	3	4	CC
21	19	25	8	35	
22	31	24	29	26	
23	28	22	15	35	
24	17	10	13	15	
25	5	6	7	3	CC
26	5	6	4	7	CC
27	5	6	6	5	CC
28	2	3	3	3	CC
29	6	7	2	11	CC
30	6	11	7	10	CC
31	4	5	5	4	CC

10.1
10.2
10.1

ANNUAL MEAN N 15.85 S 13.61 M 14.70

1875

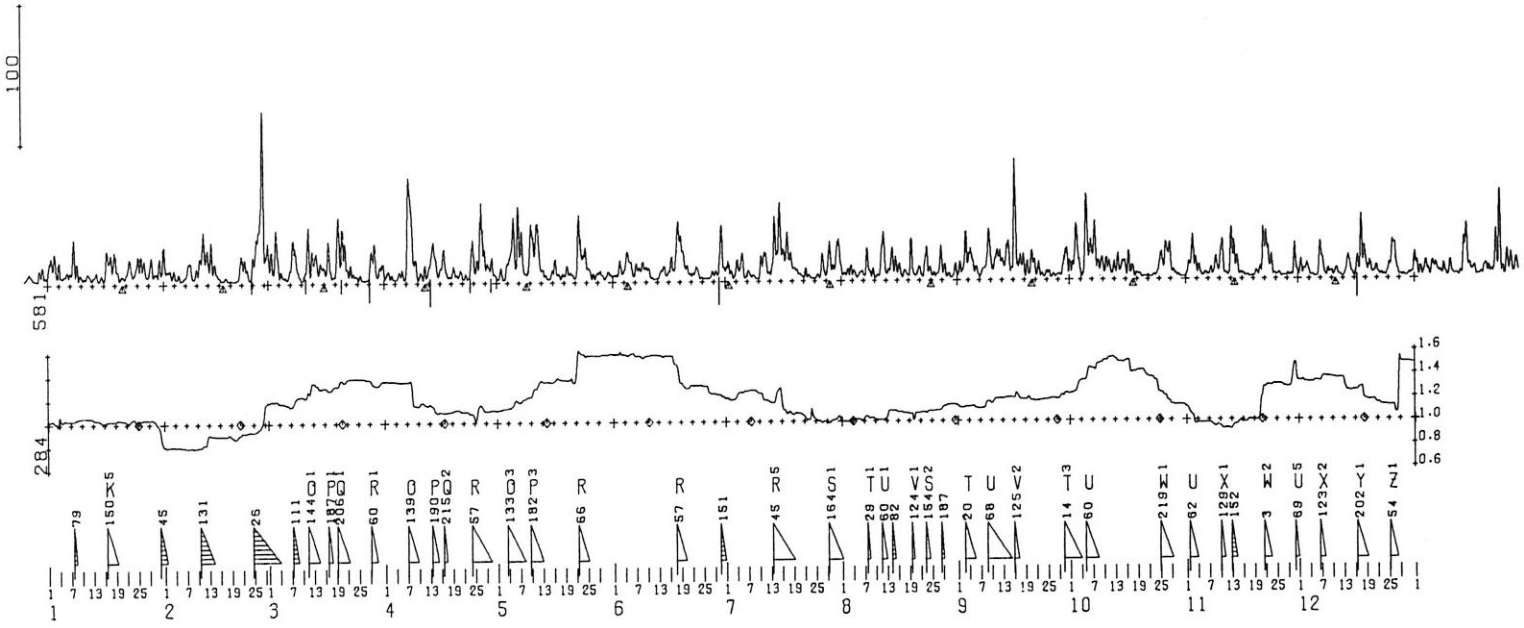

	JAN.				FEB.				MAR.				APR.				MAY				JUNE			
	N	S	M		N	S	M		N	S	M		N	S	M		N	S	M		N	S	M	
1	13	19	13	20	10	12	14	8 C	26	13	16	23	5	6	3	8 CC	4	2	2	4 CC	5	5	6	5 CC
2	18	14	10	23	10	9	9	10 CC	14	10	8	16 K	7	5	8	4 CC	9	4	11	2 CC	12	6	4	14 CC
3	12	10	7	14 KK	7	7	4	10 CC	30	17	32	16	4	3	4	3 CC	11	6	3	14 CK	12	6	11	7 CC
4	4	7	6	4 CK	2	5	4	4 CC	3	10	7	6 CC	4	5	3	5 CC	15	20	15	20	16	17	11	22
5	5	7	6	6 CC	4	6	7	3 CC	3	5	4	4 CC	8	9	7	10 CC	38	32	35	34	14	15	15	15
6	9	8	9	8 CC	3	5	3	5 CC	6	6	3	9 CC	4	3	2	5 C	34	31	12	53	8	5	8	5 CK
7	15	17	7	26 K	10	13	7	15 CC	19	27	15	32	58	65	57	66	24	30	21	33	13	9	14	9 CC
8	16	12	13	16	10	9	15	4 CC	14	19	22	12	29	37	50	17	6	9	9	7 C	12	9	9	12 CC
9	3	7	3	8 CC	9	6	4	12 CC	4	5	6	3 CC	7	16	17	6 CK	12	17	6	23	12	11	11	11 CC
10	5	4	4	5 CC	10	14	6	18 K	5	4	2	7 CC	5	5	2	8 CC	32	34	34	32	8	10	8	10 CC
11	6	7	4	9 CC	30	23	23	31	26	24	9	40	9	7	4	12 KC	32	37	29	40	3	3	3	3 CC
12	2	7	5	4 CC	23	16	15	24	15	13	5	24	7	5	4	9 CC	16	19	25	10	3	2	2	3 CC
13	7	7	6	8 CC	23	16	9	30	20	14	13	21	16	21	13	25	4	9	9	4 CC	6	5	4	7 CC
14	3	4	4	3 CC	12	9	7	14 C	14	6	11	10 CK	23	18	25	17	5	3	5	3 CC	10	10	9	11 CC
15	3	7	6	3 CC	5	6	7	5 CC	12	11	12	12 CC	5	8	6	8 CC	7	5	3	9 CC	7	5	5	7 CC
16	13	17	5	24 K	3	3	3	3 CC	11	11	8	14 C	18	15	10	24 K	14	9	6	17 KK	13	13	8	19 KK
17	16	20	15	21	4	4	3	5 CC	22	12	26	8 K	9	10	12	8 CK	6	5	6	6 CK	17	9	8	18 K
18	16	16	9	24	2	3	2	3 CC	4	5	4	4 CK	4	4	4	4 CC	4	6	3	6 CC	44	25	40	29
19	7	12	10	9 CK	2	2	2	2 CC	29	38	21	47	6	10	8	9 CC	10	7	4	13 CC	29	22	28	23
20	4	5	3	7 CC	2	3	2	4 CC	26	24	12	38	5	5	6	4 CC	6	7	5	8 CC	10	11	11	10 CK
21	3	6	4	5 CC	14	12	6	21 KK	18	22	18	22	6	9	7	8 CC	4	4	5	3 CC	7	6	7	6 CC
22	12	14	8	19 KK	17	12	11	18	10	8	11	8 CK	6	3	2	7 CC	32	17	7	43	5	6	6	5 CC
23	7	8	11	5 CK	6	8	9	5 CK	9	7	9	7 CC	4	3	2	4 CK	24	25	32	17	10	9	11	8 CC
24	9	11	8	13 CK	10	8	2	16 KK	4	5	4	5 CC	29	20	23	25	18	22	21	20	3	3	2	3 CC
25	19	19	20	18	23	22	13	32	4	5	2	6 CC	11	13	7	17 K	8	12	11	9 CK	3	2	2	3 CC
26	13	14	9	18 KK	49	23	34	37	2	2	2	2 CC	23	28	13	38	6	4	3	7 CC	4	2	3	3 CC
27	4	6	6	5 CC	59	101	82	78	2	3	2	3 CC	34	26	38	23	5	3	2	6 CC	7	5	4	8 CC
28	13	16	11	20 K	18	24	18	24	17	17	14	20	12	11	12	11 CK	10	5	6	9 CC	7	4	5	6 CC
29	6	6	5	8 CK					16	21	27	11	15	12	9	19 KK	4	3	5	2 CC	26	17	9	34
30	10	11	6	16 KK					9	7	5	12 CC	4	6	6	5 CK	5	6	4	7 CC	22	11	23	11
31	19	13	7	25					9	14	9	13 CC					4	6	6	4 CC				
	9.5				13.3				13.0				12.5				13.1				11.5			
		10.6				13.6				12.4				13.0				12.9				8.7		
			10.0				13.5				12.7				12.7				13.0				10.1	

	JULY				AUG.				SEP.				OCT.				NOV.				DEC.			
	N	S	M		N	S	M		N	S	M		N	S	M		N	S	M		N	S	M	
1	15	9	9	15 KK	6	5	5	7 CC	8	10	5	14 CC	17	9	13	13 KK	7	11	5	13 CC	9	10	4	15 KC
2	7	6	5	8 CC	6	7	4	9 CC	10	9	7	12 C	30	22	12	40	21	23	11	32	4	7	4	7 CC
3	6	3	2	7 CC	8	7	4	11 KC	18	29	35	12	10	21	23	9	13	11	11	15 C	7	13	12	8 CC
4	13	10	16	8 KC	5	8	7	7 CC	18	21	20	19	3	5	2	6 C	8	8	10	6 CC	2	5	4	4 CC
5	16	15	14	18 K	4	3	2	5 CC	12	8	14	6 CK	42	51	52	41	2	4	3	4 CC	2	2	2	2 CC
6	3	3	2	4 CC	8	6	6	7 CC	10	5	11	4 CC	20	26	21	26	5	4	5	4 CC	13	15	4	25 K
7	9	5	9	5 CC	16	10	4	23 KK	6	6	4	7 CC	35	27	21	42	6	7	4	9 CC	13	14	17	11
8	2	6	4	4 CC	9	8	10	7 CK	11	11	9	12 C	14	9	9	14 K	12	8	5	15 KC	6	5	4	7 CC
9	2	2	2	2 CC	4	8	6	6 CC	28	32	32	28	12	15	11	17 K	10	8	11	7 CK	4	8	5	6 CC
10	12	11	7	16 KK	4	3	2	5 CC	9	10	8	11 C	13	8	5	16 KK	24	27	22	29	4	6	4	6 CC
11	22	16	19	20	18	10	4	23 K	22	16	16	22	9	13	10	12 CK	4	5	4	5 CK	4	8	9	4 CC
12	8	8	9	7 CK	16	26	35	8	17	15	18	13	9	6	4	11 CC	11	7	3	14 K	2	3	4	2 CC
13	11	9	6	13 C	7	7	5	9 CC	12	13	13	12 K	17	8	9	17 KK	34	28	34	28	5	5	3	8 CC
14	38	27	44	21	17	17	13	20 K	29	23	24	28	9	7	8	9 CK	13	12	10	15 K	13	16	17	13 C
15	39	41	39	41	9	13	9	13 KK	6	9	6	9 C	18	10	14	14 C	5	5	4	6 CC	4	5	6	3 CC
16	18	23	20	21	9	10	10	9 CC	58	51	64	46	14	10	4	21 KK	2	5	4	3 CC	10	12	6	16 KC
17	26	26	24	29	6	5	4	7 CC	18	10	12	16	8	8	5	11 CK	2	3	3	3 CC	31	23	8	46
18	12	18	16	15	6	5	6	4 CC	16	12	11	18 K	6	4	4	6 CC	3	2	2	3 CC	19	17	13	23
19	7	11	9	10 CC	15	21	5	31 K	8	9	3	14 CK	3	5	4	4 CC	3	5	2	6 CC	11	8	9	11 CK
20	5	8	8	6 CC	6	5	7	4 CK	15	8	4	19 KK	2	3	2	3 CC	7	6	5	8 CC	7	9	11	5 CC
21	3	5	4	4 CC	9	7	5	11 CC	17	10	12	15 KK	3	3	2	3 CC	19	24	6	38	8	8	6	10 CC
22	3	9	5	7 CC	6	3	6	4 CC	9	8	4	14 CK	2	2	2	2 CC	27	26	28	25	4	5	6	4 CC
23	4	3	4	3 CC	22	15	13	24 K	4	5	3	6 CC	3	4	4	4 CC	17	13	14	15	2	5	4	4 CC
24	2	2	2	2 CC	10	7	6	11 CK	4	5	2	7 CC	5	8	4	9 CK	8	5	8	5 CC	3	6	3	6 CC
25	4	3	2	6 CC	5	5	4	6 CC	4	7	5	6 CC	14	19	20	14 K	4	4	3	5 CC	11	14	12	13 C
26	13	7	2	17 KK	4	4	3	6 CC	3	5	2	6 CC	20	17	11	27	4	3	4	3 CC	28	24	26	26
27	9	7	11	5 CK	18	15	11	22 K	4	3	2	5 CC	29	20	22	27	2	3	3	3 CC	10	6	11	5 CK
28	17	15	9	24 K	7	10	6	12 CK	4	4	5	3 CC	6	7	6	7 CK	2	4	4	3 CC	2	3	4	2 CC
29	16	10	14	12 K	4	4	3	6 CC	13	16	11	19	4	4	5	3 CC	7	8	4	11 KK	3	3	4	2 CC
30	19	12	9	22	3	3	2	3 CC	14	15	24	6	4	2	4	2 CC	17	10	20	8 K	3	4	4	3 CC
31	23	21	31	13	8	8	9	8 CC					2	2	2	2 CC					9	8	5	12 KK
	12.4				8.9				13.5				12.4				10.0				8.2			
		11.3				8.5				12.9				11.6				9.6				8.9		
			11.8				8.7				13.1				11.9				9.8				8.5	

ANNUAL MEAN N 11.53 S 11.16 M 11.31

1876

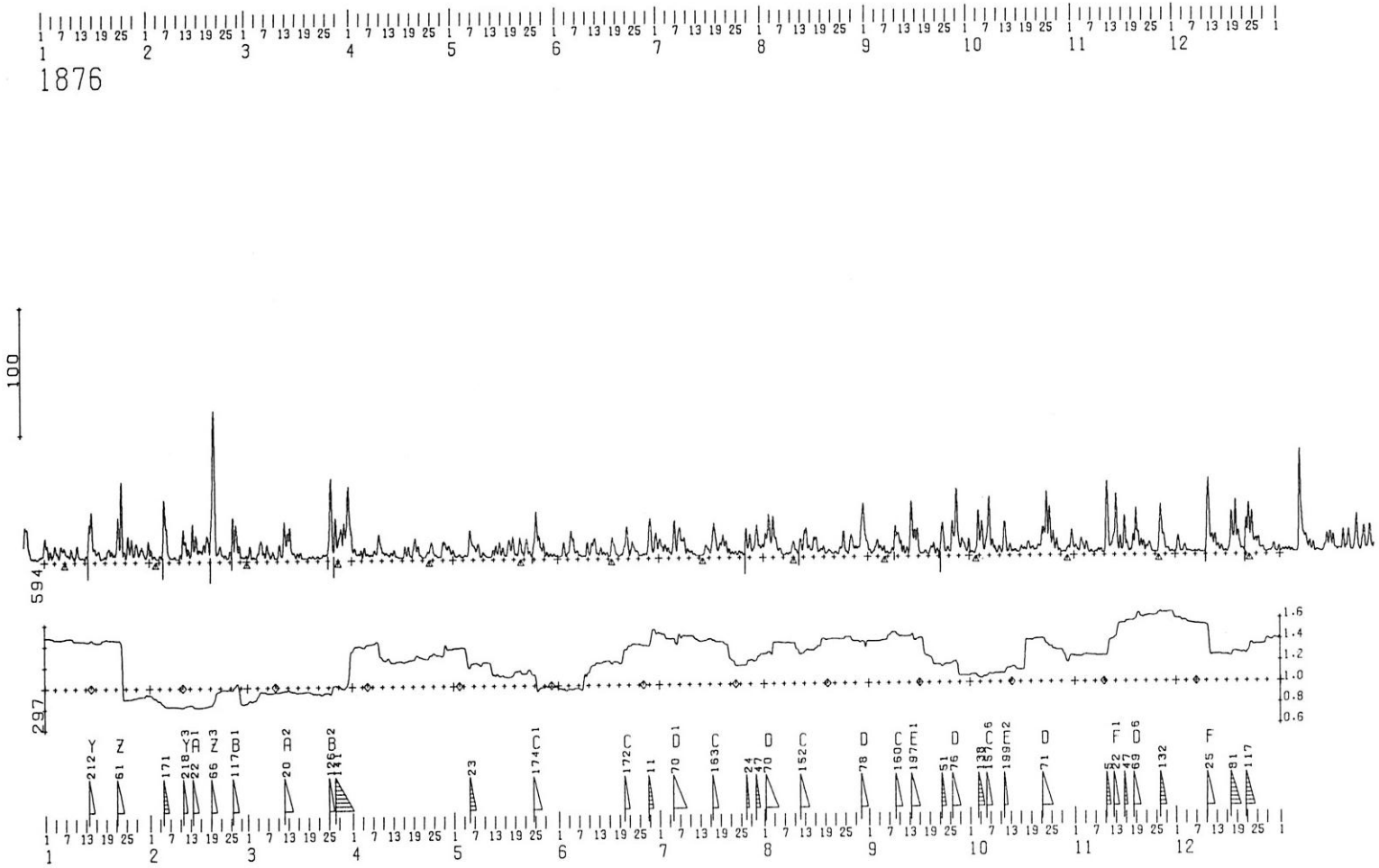

	JAN.				FEB.				MAR.				APR.				MAY				JUNE			
	N	S	M		N	S	M		N	S	M		N	S	M		N	S	M		N	S	M	
1	12	15	15	12 KK	4	11	7	8 CK	10	6	3	13 CK	10	7	8	10 CK	5	3	6	3 CC	3	2	2	3 CC
2	5	7	3	9 CC	3	5	4	4 CC	3	3	2	3 CC	5	5	5	5 CC	4	4	3	5 CC	10	7	4	13 CC
3	6	7	4	9 CC	2	2	2	2 CC	3	3	2	3 CC	7	6	5	8 CC	3	3	3	3 CC	4	3	3	4 CC
4	9	9	11	7 CC	5	5	6	5 CK	9	11	6	13 CK	4	9	2	11 CC	4	3	3	4 CC	16	10	5	22 KK
5	8	8	3	13 CC	27	41	36	32	12	10	14	7 KK	5	5	5	5 CC	17	6	4	20 KK	12	15	14	13 KK
6	10	11	9	11 CC	13	9	17	6 K	9	7	4	12 CC	4	5	4	5 CC	16	14	19	11	5	7	6	6 CC
7	3	9	7	6 CC	2	4	3	4 CC	6	5	7	4 CC	5	7	4	8 CC	7	9	10	6 CC	3	3	4	3 CC
8	9	7	4	12 CC	2	4	3	4 CC	3	8	4	7 CC	12	9	4	17 KK	12	8	12	8 CC	3	2	2	3 CC
9	2	4	4	2 CC	2	2	2	2 CC	3	2	2	3 CC	14	11	16	10 KK	5	3	2	6 CC	9	7	2	13 KC
10	7	12	6	13 CC	12	6	7	11 KK	6	12	6	11 CC	4	8	7	4 CC	3	3	3	3 CC	7	5	5	7 CK
11	3	5	4	3 CC	20	15	19	17 K	10	10	4	17 KK	5	5	7	4 CC	2	2	2	2 CC	16	13	13	16 C
12	2	3	4	2 CC	4	10	5	9 CK	22	14	23	14	5	6	4	6 CC	5	5	2	8 CC	6	7	9	5 CC
13	4	7	6	5 CK	23	9	5	27 K	25	20	19	27	5	7	4	7 CC	9	6	4	11 CC	6	6	3	10 CC
14	34	34	30	38	18	12	9	21	6	7	7	6 CK	3	3	4	2 CC	8	10	5	14 CC	5	4	4	5 CC
15	11	12	12	10 C	9	9	8	10 CK	6	3	4	5 CC	2	2	2	2 CC	6	7	4	10 CC	4	4	4	4 CC
16	7	8	7	8 CC	5	9	7	7 CC	6	5	5	7 CC	6	7	2	12 CC	2	3	3	3 CC	7	3	2	8 CC
17	5	5	6	3 CC	16	12	14	14 K	2	2	2	2 CC	5	10	4	11 CC	15	10	12	14 CC	11	13	14	11 CC
18	3	5	3	5 CC	13	14	17	10 K	2	2	2	2 CC	2	3	4	2 CC	15	11	9	17 KK	6	3	5	4 CC
19	3	9	3	9 CC	46	46	26	66	2	3	3	3 CC	16	10	9	18 KK	5	4	5	4 CC	4	2	2	4 CC
20	11	8	10	9 CC	69	50	108	10	2	4	3	4 CC	11	7	7	11 CK	10	12	5	18 KC	9	6	4	11 CK
21	4	7	4	7 CC	9	8	6	11 CC	3	3	2	4 CC	3	3	4	2 CC	6	4	6	5 CC	23	16	21	19 K
22	21	22	7	35	8	5	8	5 CC	3	2	2	3 CC	2	2	2	2 CC	13	12	9	17 KC	7	4	2	9 CK
23	42	31	10	63	3	5	3	5 CC	3	5	4	4 CC	5	6	6	6 CC	5	6	5	7 CC	11	9	11	8 CC
24	6	7	5	9 C	7	3	3	8 CC	5	4	4	4 CC	11	13	11	12 CC	10	6	2	13 CK	8	3	7	5 CC
25	15	10	4	21 KK	23	15	3	35	41	39	19	61	6	3	5	4 CC	27	27	25	29	2	3	2	3 CC
26	11	15	7	18 KK	18	22	15	25	28	11	29	9	4	2	3	3 CC	13	15	19	10	3	3	3	3 CC
27	6	7	4	8 CK	11	10	8	12 KK	23	19	31	12	7	5	2	10 CC	10	9	7	13 KC	11	5	5	11 CK
28	10	9	14	6 CC	3	4	4	3 CC	25	19	19	26	15	11	15	12 KK	4	5	3	6 CC	24	24	31	17
29	7	13	7	12 CC	4	3	3	5 CC	22	19	12	29	11	9	8	12 CC	4	3	2	5 CC	17	5	5	17 KK
30	4	6	6	4 CC					41	34	21	55	5	6	4	6 CC	4	3	2	4 CC	15	8	15	8 K
31	10	10	6	15 KC					30	26	35	21					4	2	3	3 CC				
	9.3				13.1				11.9				6.7				8.2				8.8			
		10.4				12.1				10.3				6.4				7.1				6.7		
			9.8				12.6				11.0				6.5				7.6				7.7	

	JULY				AUG.				SEP.				OCT.				NOV.				DEC.			
	N	S	M		N	S	M		N	S	M		N	S	M		N	S	M		N	S	M	
1	13	12	16	9 CC	15	14	10	19	3	6	5	4 CC	3	3	2	4 CC	5	7	6	6 CC	9	10	4	14 KC
2	10	8	8	11 CC	24	25	21	28	5	4	3	6 CC	4	3	2	4 CC	8	6	4	10 CC	4	5	6	3 CC
3	7	8	7	9 CC	21	18	11	28	11	10	7	14 CC	17	26	7	36	7	11	11	7 CC	5	7	4	9 CC
4	3	4	4	3 CC	15	18	17	16	8	7	6	9 CC	17	25	16	25	7	8	6	10 CC	3	3	4	3 CC
5	22	21	14	30 K	8	5	6	7 CC	5	8	5	9 CC	7	9	6	10 C	4	2	3	3 CC	3	3	4	2 CC
6	15	10	5	20 K	5	3	6	2 CC	5	2	3	4 CC	32	32	21	43	3	3	3	2 CC	2	3	2	4 CC
7	17	20	23	15	3	3	2	4 CC	3	2	2	3 CC	18	11	16	13	2	3	4	2 CC	3	3	2	4 CC
8	11	14	14	11 CC	4	3	2	4 CC	8	8	7	9 CK	3	8	6	4 CC	6	5	6	5 CC	2	2	2	2 CC
9	4	7	6	5 CC	8	8	5	10 CC	24	16	23	18	5	5	2	8 CC	2	2	2	2 CK	2	3	2	3 CK
10	6	5	5	6 CC	10	6	9	7 CC	16	12	15	13 K	4	4	5	3 CK	32	43	18	58	50	35	26	60
11	3	3	4	3 CC	7	7	3	11 CC	4	7	4	7 CC	20	21	26	15 K	12	8	13	8 K	18	14	17	16
12	2	2	2	2 CC	12	8	13	7 CK	5	6	4	6 CC	5	6	3	7 CC	14	14	10	18	13	12	9	17 KK
13	2	2	2	2 CC	22	21	22	22	18	28	6	40	4	5	6	4 CC	33	29	47	15	6	8	6	8 CK
14	7	5	4	8 CC	6	9	7	8 CK	24	19	22	21	3	6	4	5 CC	4	15	6	12 KK	3	7	4	7 CC
15	9	6	8	8 CC	9	8	5	12 CC	15	18	12	22	4	2	3	3 CC	25	11	5	31	4	2	3	4 CC
16	9	7	4	12 CK	16	13	13	16 C	4	3	4	3 CK	4	7	7	5 CC	9	9	9	10 CK	4	4	2	5 CC
17	24	20	28	17	5	4	4	6 CC	3	3	2	4 CC	5	6	7	4 CC	3	5	3	5 CC	15	30	13	32
18	11	5	8	8 CC	8	7	6	9 CC	4	2	4	2 CC	9	10	11	8 CC	8	14	8	14 K	32	25	14	43
19	11	15	12	14 KK	4	3	4	3 CC	6	6	4	8 CC	5	7	5	7 CC	18	34	31	20	12	18	14	17
20	15	12	14	13 KK	4	6	5	5 CC	3	11	8	6 CC	3	6	4	4 CC	12	10	12	11 CK	5	7	8	5 CK
21	8	5	6	7 CC	3	3	4	3 CC	3	6	4	4 CC	6	9	8	8 CK	7	9	7	10 CC	15	12	4	23 KK
22	4	4	3	6 CC	2	5	4	3 CC	15	11	2	24 KK	14	17	14	17	5	6	5	7 CC	35	25	19	40
23	4	4	3	6 CC	5	6	2	8 CC	14	10	20	4 KK	46	25	21	50	6	10	10	6 CC	23	24	18	29
24	5	3	2	6 CC	14	14	8	21 K	5	7	4	8 CC	33	21	16	39	4	2	3	3 CC	12	11	10	13 C
25	3	5	4	4 CC	7	4	7	5 CK	17	7	4	22 KK	16	13	9	20	2	3	2	3 CK	9	13	11	12 CC
26	14	10	2	22 KK	11	6	3	14 CC	24	16	19	22	9	8	5	13 CK	22	32	24	30	4	7	5	6 CC
27	16	5	8	14 C	15	9	16	8 CC	33	35	50	18	4	5	4	5 CC	17	14	18	13	4	2	4	2 CC
28	12	7	13	5 CC	8	6	6	8 CC	12	9	7	14 CK	3	3	3	3 CC	4	6	5	5 CC	2	3	2	4 CC
29	17	12	8	21 K	16	10	8	18 K	7	11	11	7 CC	5	2	3	4 CC	3	3	3	3 CC	3	5	3	5 CC
30	15	12	18	9 K	33	34	31	37	8	9	4	13 CC	8	7	7	8 CK	3	2	3	2 CC	7	4	8	3 CC
31	9	8	7	11 CC	13	15	17	12					20	8	21	8 K					3	6	2	7 CC
	9.9				10.7				10.4				10.8				9.6				10.1			
		8.4				9.7				10.0				10.2				10.9				10.2		
			9.1				10.2				10.1				10.5				10.2				10.1	

ANNUAL MEAN N 9.96 S 9.36 M 9.61

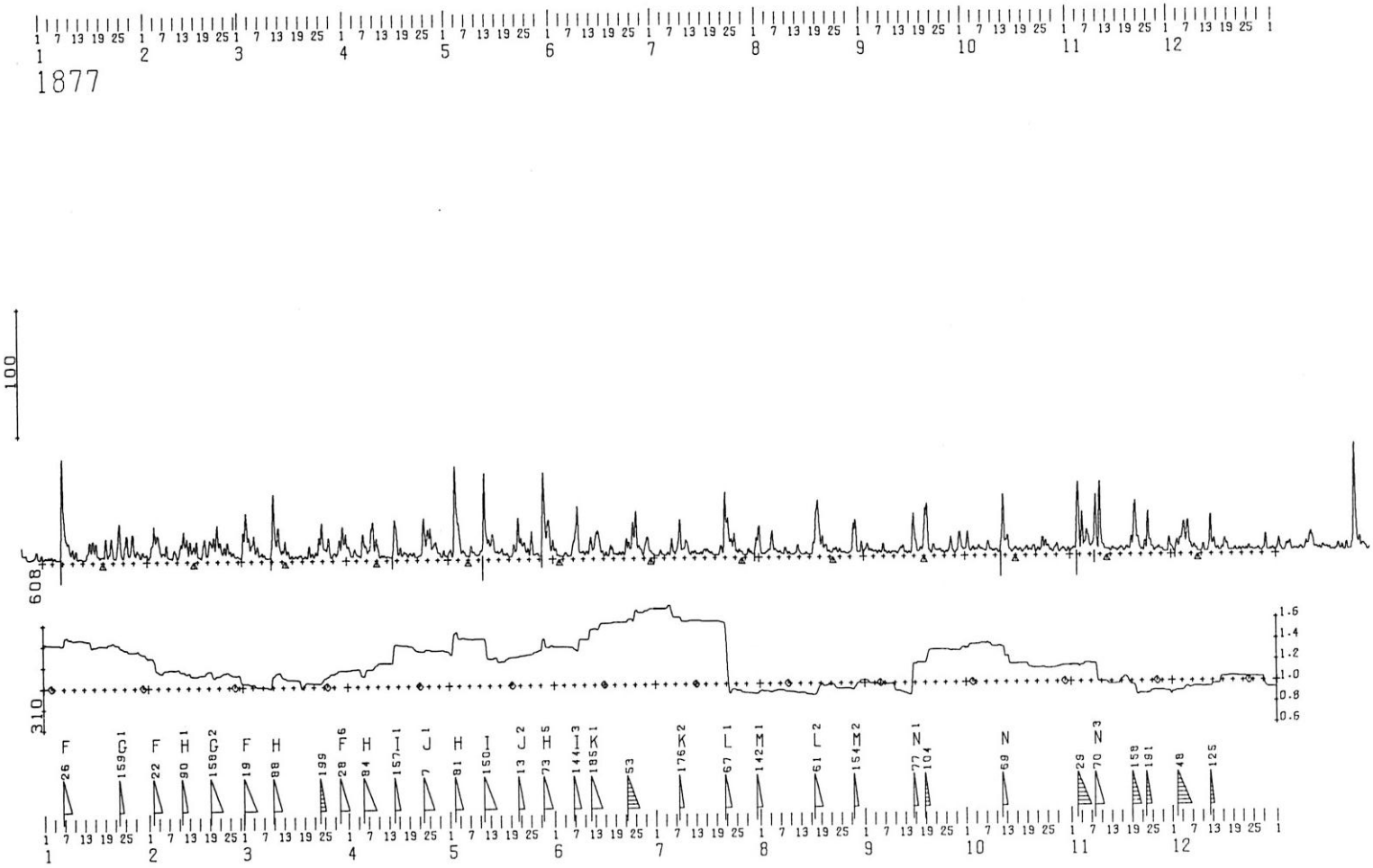
1877
100
608
310
1.6
1.4
1.2
1.0
0.8
0.6

	JAN.				FEB.				MAR.				APR.				MAY				JUNE			
	N	S	M		N	S	M		N	S	M		N	S	M		N	S	M		N	S	M	
1	3	3	2	4 CC	5	3	2	5 CK	17	22	23	16	10	8	10	9 CK	8	7	7	9 CK	7	9	7	9 CC
2	3	5	3	5 CC	10	18	12	16 K	26	27	37	16	4	3	4	4 CC	30	18	2	45	3	3	4	3 CC
3	3	5	3	5 CC	21	16	21	17	14	13	17	10 K	4	10	8	6 CC	47	42	59	31	2	3	3	2 CC
4	3	3	3	3 CC	19	14	21	13 K	13	16	14	15 K	4	3	4	4 CC	11	19	22	8	5	4	4	6 CC
5	2	2	2	2 CC	4	7	4	7 CC	9	9	8	11 CK	12	11	2	21 KK	6	7	7	6 CC	2	3	2	3 CC
6	46	36	4	78	10	8	5	14 KC	7	4	5	6 CC	12	11	14	10 CK	4	3	3	4 CC	9	5	3	11 CC
7	29	27	35	21	4	3	4	3 CC	4	4	4	5 CC	8	5	6	7 CK	6	7	2	12 CC	21	19	14	26
8	15	14	14	15	7	3	3	7 CC	2	2	2	2 CC	25	30	25	30	5	6	6	5 CC	17	26	37	6
9	9	7	7	10 CC	5	6	7	4 CC	6	6	2	9 C	14	11	8	18 K	4	4	4	4 CC	6	5	6	6 CC
10	10	3	5	10 CC	8	6	4	11 CC	41	34	50	25	5	8	11	3 CK	6	5	4	7 CC	6	4	3	7 CC
11	4	3	3	3 CC	17	17	11	23	19	20	12	27	3	4	4	3 CC	34	48	15	67	7	7	4	9 CC
12	2	3	3	2 CC	17	13	11	19	9	8	11	6 CK	3	3	4	3 CC	18	17	20	15	14	8	16	7 CC
13	3	3	2	3 CC	8	12	5	16 KK	11	11	6	16 CC	3	3	3	3 CC	14	13	11	17	23	11	12	22
14	9	10	7	12 CC	9	10	6	13 CK	6	7	5	8 CC	8	5	2	11 CK	13	11	18	7 KK	16	18	20	15
15	17	11	10	18 K	10	12	7	16 KK	4	3	2	5 CC	23	32	31	24	6	5	6	6 CC	4	6	4	6 CC
16	15	10	10	16 KK	3	3	4	3 CK	4	2	2	4 CC	9	6	4	11 CK	8	6	6	8 CC	4	4	2	6 CC
17	4	5	5	4 CK	9	9	5	13 CC	5	3	3	4 CC	6	3	4	6 CC	4	4	4	4 CC	7	3	2	8 CC
18	3	6	4	4 CC	9	8	13	4 CK	2	5	4	4 CC	4	6	6	5 CC	3	5	5	3 CC	9	5	7	7 CC
19	8	15	4	19 KC	11	15	11	15 KC	3	3	2	4 CC	4	4	2	6 CC	2	2	2	2 CC	5	2	4	4 CC
20	5	7	5	7 CK	16	14	11	19 K	10	3	2	11 CC	6	3	4	7 CC	10	8	13	6 KC	4	5	4	5 CC
21	12	15	16	11 KK	17	20	9	29	5	5	4	6 CC	2	3	3	2 CC	24	18	10	32	4	4	4	5 CC
22	3	4	3	4 CC	12	14	11	15 C	6	3	3	6 CC	4	3	3	4 CC	10	14	14	11 C	12	7	3	16 KK
23	19	25	13	31	10	7	6	11 CC	13	10	5	19 KK	19	21	7	33	11	12	14	10 CC	13	8	13	8 CK
24	5	5	7	3 CK	13	8	6	15 CC	15	25	13	27	20	17	18	20	5	7	5	8 CC	20	18	14	24
25	17	14	9	22 K	5	8	6	7 CC	8	10	9	8 C	19	21	21	20	9	17	11	15 KK	20	31	30	21
26	7	6	8	5 CK	5	6	6	5 CC	16	12	11	17 K	12	8	9	12 CK	3	5	4	4 CC	7	11	10	7 CK
27	16	17	11	23 K	4	4	3	5 CC	5	3	4	3 CK	11	12	13	10 CC	4	3	5	3 CC	6	3	6	4 CC
28	8	5	6	8 CK	3	2	3	2 CK	5	6	6	5 CC	3	6	5	4 CC	18	10	2	26	16	13	12	18 C
29	6	5	7	5 CC					13	9	6	17 CC	5	5	2	8 CC	41	44	61	24	6	9	11	6 CC
30	4	7	4	8 CC					18	17	8	28	2	3	3	3 CC	21	32	24	28	5	3	4	3 CC
31	6	4	4	6 CC					18	16	13	21					12	9	9	13 C				
	9.5				9.7				10.7				8.9				12.8				9.4			
		9.2				9.5				10.2				9.0				13.2				8.6		
			9.3				9.6				10.4				8.9				13.0				8.9	

S VALUES COMPUTED FROM N VALUES FOR AUG. 26 - SEPT. 27

	JULY				AUG.				SEP.				OCT.				NOV.				DEC.			
	N	S	M		N	S	M		N	S	M		N	S	M		N	S	M		N	S	M	
1	2	2	2	2 CC	9	7	13	3 CC	7	7	6	8 CC	14	13	7	20 KK	3	6	4	5 CC	2	6	6	2 CC
2	6	3	2	7 CC	4	3	4	3 CC	8	7	9	6 CC	6	6	7	5 CK	11	10	7	15 K	5	12	5	12 CC
3	4	2	3	3 CC	5	6	5	6 CC	4	5	4	4 CC	4	7	7	4 CC	45	38	53	29	7	12	7	12 CC
4	4	3	2	5 CC	15	11	6	21 KK	4	5	5	4 CC	5	6	6	6 CC	19	22	16	26	21	23	18	26
5	7	3	3	8 CC	8	7	9	7 CK	4	5	4	5 CC	7	6	7	6 CC	14	13	10	16 K	19	18	14	24
6	11	6	12	6 CC	3	5	4	4 CC	8	7	4	11 CC	3	5	4	4 CC	12	14	16	10 KK	14	12	18	9 K
7	8	5	4	9 CC	4	3	5	3 CC	3	4	4	3 CC	8	8	4	12 CC	9	9	9	9 C	7	6	4	9 CC
8	23	19	17	25	7	3	2	8 CC	2	4	4	3 CC	6	6	7	5 CC	32	34	33	32	3	5	4	3 CC
9	4	9	7	7 CK	7	2	5	5 CC	3	5	4	4 CC	4	5	4	5 CC	42	21	6	57	2	3	2	3 CC
10	14	11	15	11 CC	2	2	2	2 CC	2	4	4	3 CC	2	5	4	3 CC	12	12	16	9 K	4	8	4	7 CC
11	4	3	4	2 CC	4	3	2	4 CC	5	5	4	7 CC	10	10	4	16 K	3	6	4	5 CC	2	3	3	2 CC
12	7	3	6	5 CC	7	7	9	5 CC	7	7	6	9 CC	34	25	48	11	2	5	4	4 CC	17	24	10	32 K
13	6	3	5	4 CC	4	2	4	2 CC	2	4	4	3 CC	14	14	13	15 K	4	7	4	6 CC	9	11	8	12 C
14	4	4	3	5 CC	4	3	3	4 CC	2	4	4	3 CC	2	5	4	3 CC	2	5	4	4 CC	5	5	4	6 CC
15	7	3	3	7 CC	3	2	3	2 CC	24	20	10	34	6	6	5	7 CC	3	6	4	5 CC	4	3	3	4 CC
16	6	5	5	7 CC	5	2	2	5 CC	12	10	14	8 C	3	5	4	4 CC	4	6	7	4 CC	8	9	4	13 CC
17	5	4	5	4 CC	28	17	11	35	6	5	4	7 CC	3	5	6	3 CC	5	6	4	7 CC	8	7	8	8 CC
18	3	2	3	2 CC	43	30	42	30	13	10	5	19 K	4	6	4	5 CC	4	6	4	6 CC	3	3	3	4 CC
19	3	2	3	2 CC	15	12	10	18	44	31	33	42	6	7	8	5 CC	16	15	15	16	4	4	3	5 CC
20	10	6	6	10 CC	7	10	7	11 CC	4	5	5	3 C	4	5	4	5 CC	33	27	35	25	4	3	3	4 CC
21	27	19	4	43	5	5	4	6 CC	6	8	5	9 CC	6	7	9	4 CC	9	11	15	6 CK	4	3	5	2 CC
22	35	25	28	32	5	2	4	4 CC	4	5	5	4 CC	4	6	4	6 CC	2	5	4	4 CC	4	4	5	3 CC
23	15	13	13	16	9	4	6	8 CC	5	6	6	5 CC	11	8	4	15 KK	8	10	11	7 C	4	7	5	5 CC
24	11	16	11	16 KK	7	3	4	7 CC	2	4	4	3 CC	9	10	7	12 CK	29	17	34	11	4	5	5	4 CC
25	4	6	6	3 CK	4	3	4	4 CC	2	4	4	3 CC	6	8	8	6 CC	4	7	6	5 CC	4	3	4	3 CC
26	5	7	7	5 CC	4	3	4	3 CC	13	9	6	16 CC	2	5	4	3 CC	3	6	4	5 CC	3	6	4	6 CC
27	2	2	2	2 CC	3	3	3	3 CC	4	5	6	3 CC	5	7	4	8 CC	5	7	7	5 CC	3	3	3	3 CC
28	6	3	2	7 CC	15	10	5	20 KK	4	5	4	5 CK	5	6	8	3 CC	2	5	4	3 CC	5	8	4	8 CC
29	4	4	4	5 CC	25	19	21	22	16	15	20	12 K	5	6	4	6 CC	2	2	2	2 CC	10	5	11	3 KC
30	7	4	4	8 CC	4	4	4	3 CK	6	6	7	6 CC	2	5	4	3 CC	7	12	12	8 CC	3	4	4	4 CC
31	21	15	13	24	7	8	13	2 CC					3	6	4	4 CC					6	3	5	4 CC
	8.9				8.7				7.5				6.5				11.5				6.3			
		6.9				6.6				7.4				7.3				11.6				7.3		
			7.8				7.6				7.4				6.9				11.6				6.8	

ANNUAL MEAN N 9.21 S 8.91 M 9.03

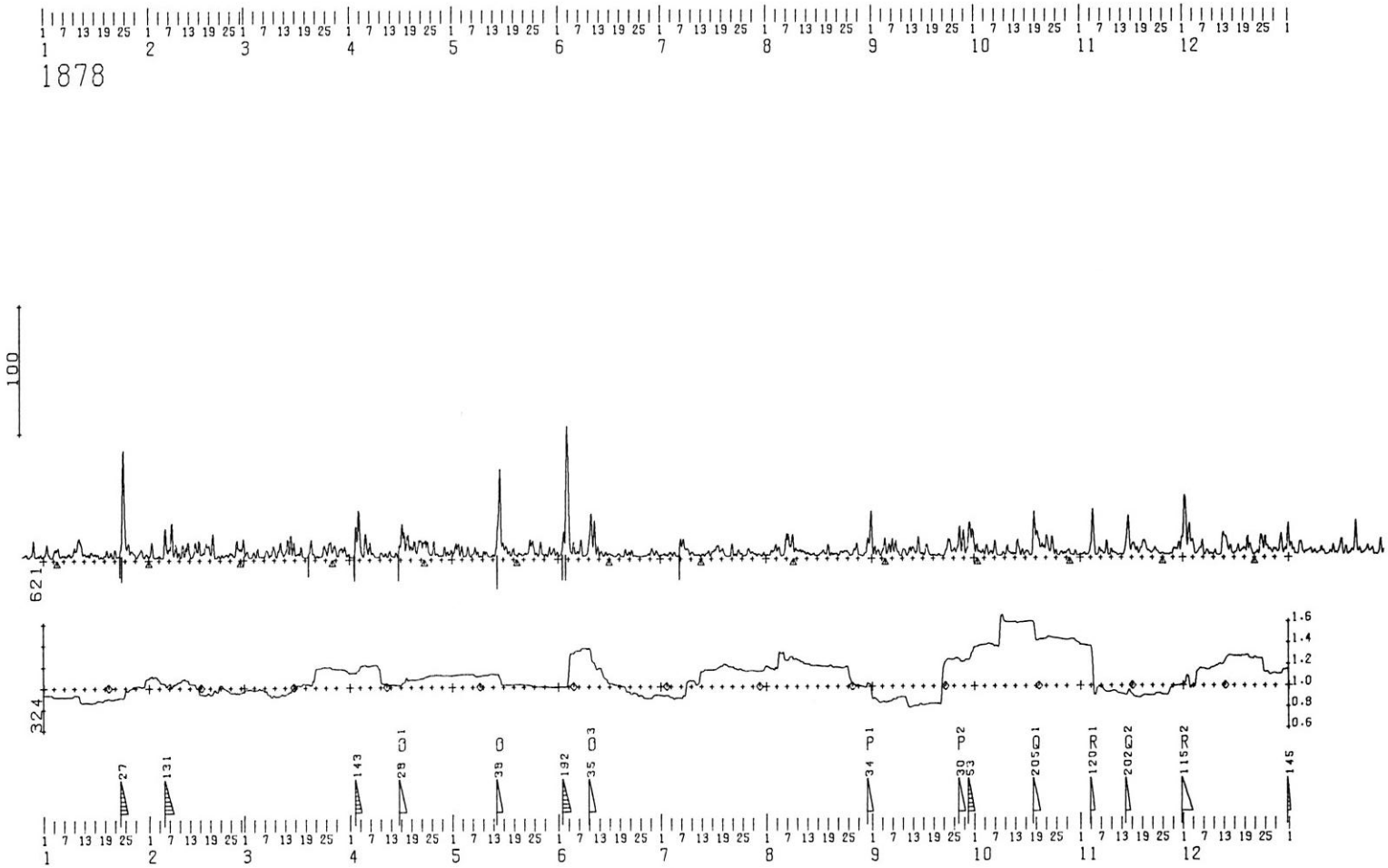
1878
100
621
324
1.6
1.4
1.2
1.0
0.8
0.6
27
131
143
28 O1
39 O
192
35 O3
34 P1
30 P2
53
205 Q1
120 R1
202 Q2
115 R2
145

	JAN.					FEB.					MAR.					APR.					MAY					JUNE				
	N	S		M		N	S		M		N	S		M		N	S		M		N	S		M		N	S		M	
1	7	7	4	10	CC	11	8	4	15	CC	6	5	4	7	CC	2	2	2	2	CC	8	5	4	10	CC	4	3	3	4	CC
2	6	5	8	4	CC	3	3	4	2	CC	4	3	4	2	CC	16	15	4	27	K	13	8	10	13	CC	17	12	12	18	
3	3	4	2	4	CC	3	3	3	3	CC	4	4	2	6	CC	30	24	17	37		7	7	3	11	CC	94	59	64	89	
4	4	12	8	8	CC	3	2	3	2	CC	7	4	4	7	CC	4	6	7	4	CK	3	3	3	3	CC	22	11	28	5	
5	7	7	10	3	CC	11	18	4	25	K	5	3	5	3	CC	11	14	6	19	KK	6	7	5	9	CC	9	8	8	9	KC
6	3	4	4	4	CC	9	10	9	9	CK	2	3	2	3	CC	12	6	8	10	CK	5	3	3	4	CC	5	5	4	7	CC
7	4	4	4	3	CC	16	21	8	29	K	6	7	6	7	CC	8	5	7	6	CC	7	6	4	9	CC	13	9	8	14	CC
8	4	6	5	5	CC	10	7	4	13	KK	4	3	3	4	CC	3	2	3	2	CC	5	4	6	3	CC	3	2	2	3	CC
9	6	6	4	8	CC	6	4	4	7	CC	8	9	6	11	CC	3	2	2	3	CC	2	3	3	2	CC	8	5	4	9	CK
10	8	8	8	8	CC	10	5	2	13	CC	5	3	4	4	CC	6	3	6	4	CC	8	4	7	6	CC	23	28	20	31	
11	13	18	17	15	C	8	6	4	10	CK	11	10	7	14	CC	4	4	4	4	CC	4	3	4	2	CC	16	21	11	26	
12	8	6	9	6	CC	8	12	10	11	KK	5	4	6	4	CC	5	4	2	7	CC	4	2	2	4	CC	6	7	6	8	CK
13	3	5	4	4	CC	3	2	2	3	CC	12	10	7	16	KK	4	2	3	3	CC	8	3	3	9	CK	5	4	5	5	CC
14	4	6	4	6	CC	9	10	7	13	KC	15	10	5	20	KK	3	5	4	4	CC	47	34	25	57		4	3	2	5	CC
15	4	6	5	5	CC	13	10	7	15	KK	9	8	6	12	CK	10	6	5	11	CK	26	19	33	13		5	3	4	4	CC
16	6	4	5	5	CC	5	4	5	5	CK	3	5	4	4	CC	30	20	28	22		10	8	8	10	CC	4	3	4	4	CC
17	3	3	2	4	CC	6	10	6	11	CC	10	5	5	11	CC	14	11	8	18	K	7	4	4	7	CC	2	2	2	2	CC
18	3	3	2	4	CC	8	14	11	11	CC	3	2	3	2	CC	14	9	12	11	CK	8	3	3	9	CC	5	3	3	5	CC
19	5	7	5	6	CC	11	13	4	20	KK	2	2	2	2	CC	14	8	8	15	KK	5	4	5	4	CC	2	3	3	2	CC
20	5	5	4	6	CC	6	3	6	2	CK	8	14	7	16	KK	7	5	7	5	CK	3	5	4	4	CC	4	6	2	8	CC
21	6	3	2	7	CC	3	3	3	3	CC	3	5	5	3	CK	15	16	15	16	K	5	3	5	4	CC	5	4	3	6	CC
22	4	4	5	4	CC	3	4	4	3	CC	3	3	3	2	CC	13	9	9	14	KK	4	4	4	4	CC	6	3	3	7	CC
23	6	7	3	10	C	5	3	4	5	CC	4	3	3	4	CC	15	13	15	14	K	12	10	5	16	CK	2	3	3	2	CC
24	64	57	84	37		4	4	4	5	CC	8	10	9	10	CC	5	3	5	4	CC	10	13	13	10	KK	2	2	2	2	CC
25	13	11	11	13	C	5	5	6	4	CC	10	7	6	11	CC	8	10	6	13	CC	6	4	4	5	CC	2	2	2	2	CC
26	6	7	5	8	CC	8	9	3	14	KC	10	10	13	7	CC	4	4	4	4	CC	9	6	3	13	CC	3	3	3	3	CC
27	6	5	7	5	CC	9	9	9	9	CC	9	10	10	10	CC	3	3	4	3	CC	5	5	6	3	CC	4	3	4	4	CC
28	4	3	2	4	CC	13	11	7	17	CC	4	3	3	5	CC	7	7	3	11	CC	3	4	4	2	CC	5	8	8	5	CC
29	8	7	7	8	CC						10	7	8	9	CC	5	5	3	7	CC	6	7	8	5	CC	5	5	3	7	CC
30	4	3	4	3	CC						7	10	9	8	CC	6	5	4	7	CC	7	7	5	9	CC	3	3	3	2	CC
31	4	4	5	3	CC						4	4	3	5	CC						5	4	3	6	CC					
	7.4					7.4					6.4					9.5					8.3					9.7				
		7.6					7.6					6.0					7.7					6.5					7.8			
			7.4					7.5					6.2					8.5					7.3					8.7		

	JULY					AUG.					SEP.					OCT.					NOV.					DEC.				
	N	S		M		N	S		M		N	S		M		N	S		M		N	S		M		N	S		M	
1	4	3	4	4	CC	4	3	4	3	CK	9	5	4	10	CK	7	9	5	11	CC	2	3	2	3	CC	43	45	45	43	
2	5	2	4	4	CC	6	4	5	5	CC	5	5	3	8	CC	5	5	6	4	CC	3	4	4	3	CC	18	16	10	25	
3	4	3	3	5	CC	11	7	6	11	CC	5	3	4	4	CC	4	6	5	5	CC	4	6	3	7	CK	14	13	13	14	
4	5	3	4	4	CC	9	7	6	10	CC	11	12	7	17	CC	7	9	7	9	CC	21	34	26	28		8	4	8	4	CC
5	5	2	5	2	CC	3	3	3	3	CC	6	5	4	8	CC	5	4	2	6	CC	6	3	6	2	CK	5	6	4	8	CC
6	11	5	2	14	KC	11	8	4	15	KK	15	7	9	13	KC	7	6	4	9	CC	4	8	4	8	CC	6	14	8	12	CC
7	16	9	10	15	CK	12	19	20	11		11	8	7	12	KK	7	6	11	3	CC	4	4	6	3	CC	4	4	2	5	CC
8	11	4	8	8	CC	15	13	9	20	K	7	5	7	6	CC	2	2	2	2	CC	6	13	6	13	CC	3	5	6	2	CC
9	7	3	6	5	CC	5	7	5	8	CK	4	2	2	4	CC	3	5	4	4	CC	6	3	2	7	CC	3	4	4	3	CC
10	4	5	5	4	CC	9	4	7	7	CC	8	6	8	6	CC	7	6	3	10	CC	3	5	4	5	CC	3	6	6	3	CC
11	4	2	4	3	CC	5	6	5	6	CC	3	4	2	4	CC	4	4	5	4	CC	2	3	4	2	CC	2	2	2	2	CC
12	4	2	4	3	CC	5	3	5	4	CC	11	6	9	9	CC	5	3	4	4	CC	2	3	3	3	CC	12	17	9	20	K
13	3	3	3	3	CC	4	5	4	4	CC	6	5	8	4	CC	10	10	4	15	KC	4	3	2	5	CC	12	18	17	14	
14	5	4	4	5	CC	4	3	3	4	CC	10	13	9	14	KK	5	5	6	4	CC	24	20	13	30		9	8	7	10	CC
15	4	4	5	3	CC	4	2	3	3	CC	4	4	4	4	CC	5	5	6	3	CC	13	10	18	6	K	4	3	4	3	CC
16	10	3	5	8	CC	4	3	3	4	CC	8	5	2	10	CC	5	7	6	6	CC	10	12	13	9	CC	4	6	4	7	CC
17	10	8	8	11	CC	4	7	4	7	CC	6	6	8	4	CC	3	3	2	3	CK	4	9	6	7	CC	6	7	9	4	CC
18	9	5	6	7	CC	5	4	3	6	CC	3	2	2	3	CC	24	28	25	27		4	10	6	8	CC	5	9	7	8	CC
19	8	4	9	4	CC	5	7	10	2	CC	2	3	3	2	CC	20	16	21	15		12	14	12	14	CC	12	10	7	15	KK
20	2	2	2	2	CC	5	3	5	3	CC	3	3	2	3	CC	10	10	8	12	CC	7	8	10	5	CC	6	11	7	10	CK
21	9	3	2	10	CC	4	4	4	4	CC	2	2	2	2	CC	8	10	10	9	CC	4	5	5	4	CC	3	4	5	2	CC
22	6	3	5	4	CC	6	2	2	6	CC	6	5	3	8	CC	11	13	16	8	CC	6	7	5	9	CC	2	7	4	6	CC
23	6	4	2	8	CC	5	5	4	6	CC	12	15	12	15	C	12	12	6	18	KC	3	6	6	4	CC	11	11	4	18	KK
24	5	3	4	4	CC	5	6	6	6	CC	7	4	5	7	CC	6	6	6	6	CC	3	3	3	3	CC	9	14	14	9	C
25	3	2	2	3	CC	4	3	4	3	CC	10	4	8	7	CC	2	3	3	2	CC	4	2	4	3	CC	14	12	16	10	KK
26	8	4	4	9	CC	7	4	3	8	CC	13	22	11	25	K	4	5	5	4	CC	2	3	2	3	CC	6	7	8	6	CC
27	6	4	5	5	CC	7	10	8	9	CC	10	17	5	22		4	5	5	3	CC	2	4	4	3	CC	4	8	4	8	CC
28	5	3	5	4	CC	3	3	3	3	CC	7	6	6	8	C	5	7	6	7	CC	5	10	7	8	CC	4	8	7	5	CC
29	3	3	2	4	CC	4	3	2	5	CC	21	24	20	26		2	3	3	2	CC	8	11	7	13	CC	10	17	8	19	K
30	4	2	4	2	CC	14	8	5	17	KC	18	20	19	19		3	6	4	5	CC	9	13	6	16	K	5	7	6	7	CC
31	5	3	5	2	CC	27	22	12	37							2	3	2	3	CC						15	15	6	25	K
	6.1					6.9					8.2					6.6					6.2					8.5				
		3.7					6.0					7.6					7.1					8.0					10.3			
			4.8					6.4					7.9					6.8					7.1					9.3		

ANNUAL MEAN N 7.61 S 7.15 M 7.32

1879

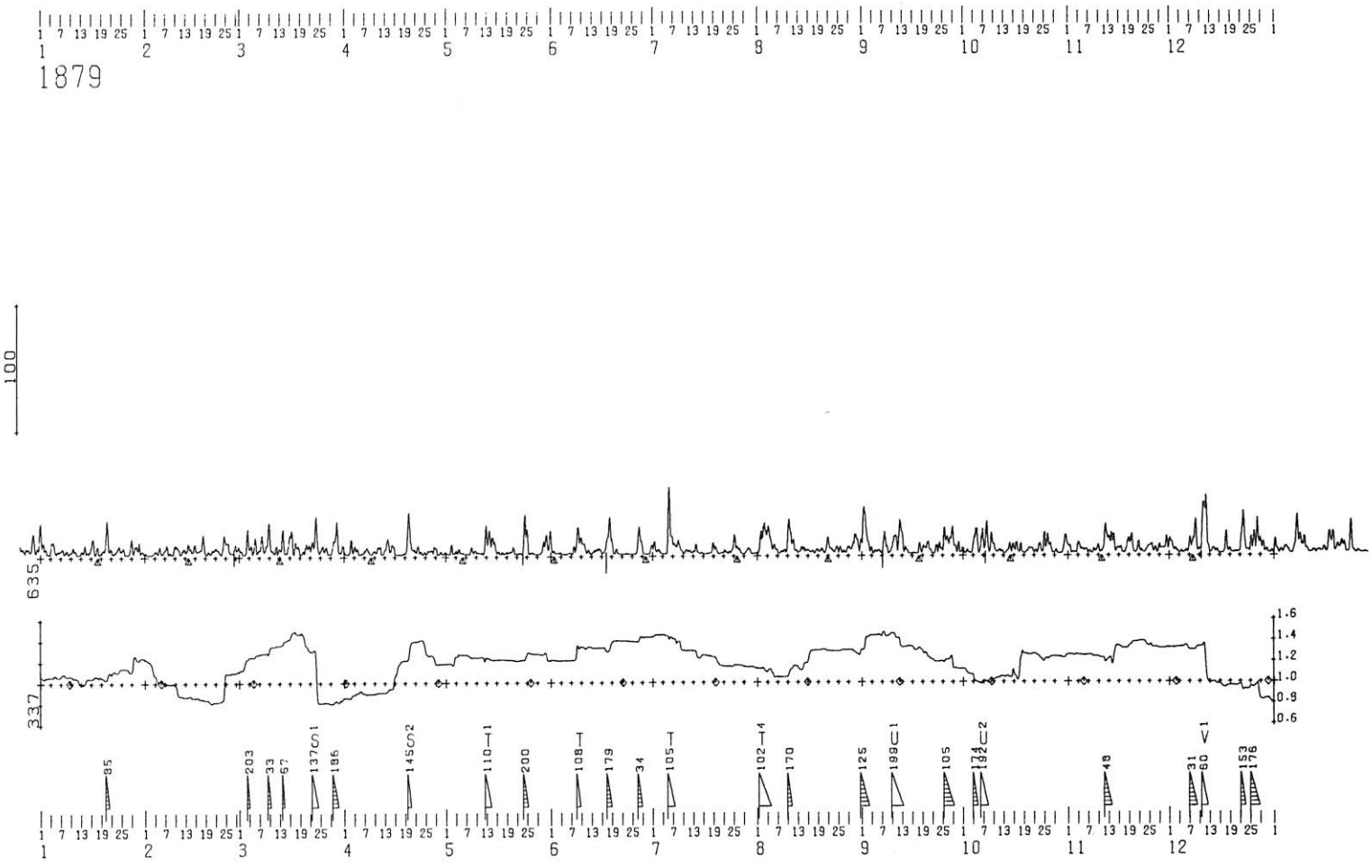
100
635
337
1.6
1.4
1.2
1.0
0.9
0.6
85
203
33
67
137C01
186
145C02
110T1
200
108T
179
34
105T
102T4
170
125
199C1
105
134C2
V1
48
31
60
153
176

	JAN.				FEB.				MAR.				APR.				MAY				JUNE			
	N	S	M		N	S	M		N	S	M		N	S	M		N	S	M		N	S	M	
1	12	12	12	12 KC	2	3	3	2 CC	3	6	4	5 CC	3	2	3	2 CC	2	3	3	2 CC	5	5	4	5 CK
2	4	7	8	4 CC	2	2	2	2 CC	3	3	2	3 CK	5	5	2	7 CC	8	5	3	10 CC	3	3	3	3 CC
3	2	3	3	3 CC	3	4	3	4 CC	9	19	17	12 K	13	4	12	6 KC	5	2	3	5 CC	4	3	3	3 CC
4	10	14	13	12 CC	3	5	6	3 CC	5	9	6	7 CC	7	6	8	6 CC	6	4	3	7 CC	2	2	2	2 CC
5	5	4	4	4 CC	6	6	8	4 CC	12	8	5	15 KK	3	2	3	2 CC	2	4	4	3 CC	2	2	2	2 CC
6	4	6	4	6 CC	5	5	3	6 CC	5	4	3	6 CC	4	3	4	3 CC	3	2	3	2 CC	4	2	4	3 CC
7	4	8	6	5 CC	5	8	7	6 CC	10	13	6	18 KC	6	7	6	7 CC	3	2	3	2 CC	7	3	2	9 CC
8	4	6	3	6 CC	2	4	4	3 CC	6	6	4	8 CC	5	3	5	2 CC	6	6	6	6 CC	16	12	5	23 K
9	4	3	3	4 CC	5	7	3	9 CC	18	19	10	27 K	4	4	3	5 CC	4	5	4	4 CC	12	15	15	13
10	5	8	4	8 CC	7	9	10	7 CC	9	5	8	6 CK	5	5	4	6 CC	5	2	4	4 CC	13	7	10	11 CC
11	3	5	6	2 CC	4	3	4	4 CC	7	6	3	10 CC	8	6	7	7 CC	2	3	3	3 CC	6	3	6	4 CC
12	2	4	3	4 CC	4	8	5	7 CC	6	4	2	8 CC	5	2	2	5 CC	15	14	4	25 K	5	2	5	2 CC
13	5	6	4	6 CC	9	7	5	11 CC	15	10	5	20 KK	10	11	8	13 CC	16	15	10	22	5	3	4	4 CC
14	7	5	8	5 CC	5	7	6	5 CC	6	5	8	4 CK	8	5	8	6 CC	13	11	8	16 K	7	3	5	5 CC
15	6	4	3	8 CC	7	9	5	11 CC	13	9	7	16 KK	9	9	9	8 CC	8	10	12	6 CC	5	6	7	5 CC
16	6	15	14	7 KC	4	6	5	5 CC	9	19	16	12 K	2	2	2	2 CC	2	4	4	3 CC	4	3	3	4 CC
17	7	5	3	9 CC	4	8	6	6 CC	6	10	6	10 CK	2	2	2	2 CC	4	3	2	4 CC	13	12	10	16 K
18	3	4	3	4 CC	12	11	19	4 KC	7	7	7	6 CC	2	3	2	4 CC	4	3	3	4 CC	19	24	31	13
19	4	7	5	6 CK	5	3	2	5 CC	4	3	3	5 CC	16	13	4	25	4	2	3	4 CC	8	3	9	3 CC
20	21	17	15	24 K	5	3	3	5 CC	7	7	3	11 CC	21	14	25	10	9	3	5	8 CC	5	5	7	3 CC
21	5	8	5	8 CK	6	6	5	7 CC	7	9	7	9 CC	6	6	5	7 CC	4	2	3	3 CC	2	2	2	2 CC
22	3	4	3	4 CC	6	6	7	6 CC	10	11	9	11 CK	7	6	4	10 CC	3	3	2	4 CC	2	2	2	2 CC
23	4	7	4	7 CC	5	3	3	4 CC	24	19	12	32	4	4	3	4 CC	6	3	2	7 CK	2	3	3	2 CC
24	7	7	9	5 CC	8	16	11	14 CC	4	6	6	3 CK	3	4	2	4 CC	33	21	33	21	2	2	2	2 CC
25	3	9	6	6 CC	11	10	11	10 CC	5	9	6	9 CC	4	3	2	6 CC	7	3	7	3 CK	2	2	2	2 CC
26	2	3	3	2 CC	4	3	4	4 CC	6	8	5	9 CC	6	3	4	6 CC	4	2	3	4 CC	16	7	4	19 KK
27	8	8	4	12 CC	9	5	4	11 CC	2	3	2	3 CC	5	6	3	7 CC	2	2	2	2 CC	17	11	17	12 K
28	9	6	8	7 CC	5	9	5	9 CC	10	6	4	12 CC	6	4	7	2 CC	2	2	2	2 CC	2	3	3	2 CC
29	5	9	9	6 CC					23	18	13	29	3	4	4	3 CC	8	8	4	12 CC	2	2	2	2 CC
30	5	9	11	4 CC					6	3	5	4 CK	4	3	2	4 CC	14	10	10	15 KK	8	5	4	9 CC
31	4	5	5	3 CC					6	8	6	9 CC					12	15	7	21 KK				
	5.5	7.0	6.2		5.4	6.3	5.8		8.5	8.8	8.6		6.2	5.1	5.6		7.0	5.7	6.2		6.8	5.3	5.9	

	JULY				AUG.				SEP.				OCT.				NOV.				DEC.			
	N	S	M		N	S	M		N	S	M		N	S	M		N	S	M		N	S	M	
1	6	10	10	6 CC	14	5	4	15 KK	28	37	30	34	2	2	2	2 CC	5	8	8	5 CC	11	13	13	10 CC
2	6	3	5	5 CC	23	15	16	23	12	20	22	11	4	4	5	3 CC	4	3	3	4 CC	6	6	6	7 CC
3	3	3	4	2 CC	18	22	20	20	7	6	5	8 CC	4	5	2	7 CC	6	5	2	9 CC	2	4	4	3 CC
4	2	2	2	2 CC	17	20	21	16	3	4	2	4 CC	16	18	16	18 K	4	10	9	5 CC	2	4	3	4 CC
5	35	24	4	55	8	7	6	9 CC	4	5	4	5 CC	10	4	11	3 CK	5	6	5	6 CC	2	4	3	4 CC
6	19	14	18	16	4	7	5	6 CC	3	3	4	2 CC	11	18	13	15 K	2	6	6	3 CC	4	9	4	9 CC
7	8	10	10	8 CK	4	2	2	4 CC	11	16	9	18 KK	16	14	6	24	2	4	4	2 CC	9	14	12	12 CC
8	8	12	11	10 CC	5	4	4	5 CC	4	7	9	2 CK	9	7	13	4 C	4	5	4	5 CC	18	25	14	29
9	5	5	5	4 CC	8	3	4	8 CK	4	6	4	6 CC	12	15	19	9 K	5	8	4	9 CC	5	7	6	6 CK
10	4	3	2	5 CC	23	23	29	17	13	15	11	17 K	3	5	5	3 CC	4	3	3	4 CC	20	15	4	31
11	5	4	5	4 CC	12	10	11	12 CK	18	11	13	15	4	6	4	6 CC	15	13	6	22 K	47	39	38	48
12	5	2	4	4 CC	3	5	4	4 CC	25	19	24	19	3	4	4	4 CC	12	21	18	15	10	8	11	7 C
13	9	4	4	10 CC	4	4	4	4 CC	9	6	7	8 CK	2	3	2	4 CC	17	13	12	18	5	5	3	6 CC
14	4	3	4	3 CC	9	6	7	7 CC	3	4	5	2 CC	7	8	5	10 CC	6	16	15	7 KK	2	6	5	4 CC
15	3	3	3	3 CC	5	5	5	5 CC	2	2	2	2 CC	6	7	3	10 CC	5	8	6	7 CC	4	3	5	2 CC
16	2	2	2	2 CC	4	3	4	4 CC	3	2	3	2 CC	8	8	5	10 KC	3	8	6	5 CC	2	2	2	2 CC
17	4	2	3	3 CC	2	4	4	2 CC	5	4	2	6 CC	8	4	4	8 CC	5	2	3	4 CC	11	12	4	19 KK
18	6	7	3	11 CC	6	3	4	5 CC	4	7	8	3 CC	3	4	4	3 CC	6	16	7	14 CC	6	6	5	7 CK
19	5	7	6	7 CC	5	5	4	6 CC	10	5	9	6 CC	2	4	2	4 CC	16	11	10	17 KK	2	3	3	3 CC
20	3	2	3	2 CC	2	5	4	3 CC	8	11	10	9 CC	5	8	6	7 CC	5	5	6	3 CC	2	2	4	3 CC
21	4	2	3	3 CC	8	12	6	15 CC	3	4	5	2 CC	4	6	6	3 CC	7	7	4	11 CC	4	3	4	4 CK
22	5	3	5	4 CC	6	8	9	6 CC	2	5	2	5 CC	3	4	5	2 CC	4	5	5	5 CC	29	22	16	36
23	4	3	2	4 CC	4	4	4	4 CC	10	7	8	9 CC	8	10	9	9 CC	2	3	3	3 CC	9	11	16	5 C
24	7	6	4	9 CK	6	7	7	7 CC	6	4	5	6 CK	11	8	3	17 KK	5	8	6	8 CC	2	6	5	4 CC
25	14	8	15	7 KK	4	7	6	6 CC	13	20	21	12 K	13	11	8	16 KK	8	11	9	10 CC	14	13	16	11 KK
26	6	5	7	5 CC	3	4	3	4 CC	12	12	15	9 CK	9	9	8	10 CK	5	6	4	7 CC	16	16	15	17
27	2	2	2	2 CC	5	6	3	8 CC	23	14	14	24	3	3	4	3 CC	7	3	3	7 CC	14	16	20	11
28	4	3	2	5 CC	6	6	7	6 CC	7	9	8	9 CK	2	5	4	3 CC	5	7	7	6 CC	11	11	10	11 CC
29	6	6	6	6 CC	10	15	8	18 KK	5	9	4	9 CC	2	2	2	2 CC	5	10	6	9 CC	4	6	4	6 CC
30	2	2	2	2 CC	11	14	14	12 CK	5	6	4	7 CC	6	7	4	10 CC	9	13	14	8 CC	2	3	3	2 CC
31	3	2	3	2 CC	6	11	3	14 C					13	13	17	10 CC					2	4	4	2 CC
	6.5	5.3	5.8		7.9	8.2	8.0		8.7	9.2	8.9		6.7	7.4	7.0		6.3	8.1	7.1		9.0	9.7	9.3	

ANNUAL MEAN N 7.04 S 7.17 M 7.04

1880

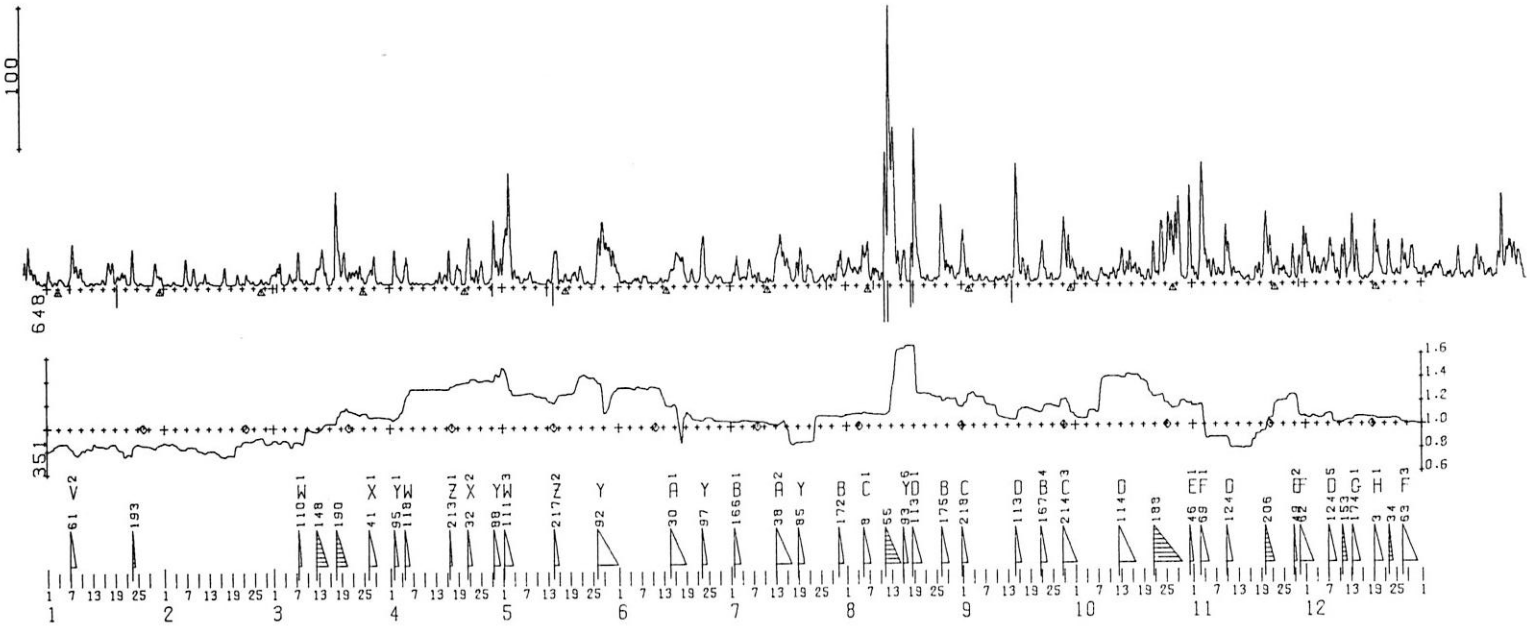

	JAN.				FEB.				MAR.				APR.				MAY				JUNE			
	N	S	M		N	S	M		N	S	M		N	S	M		N	S	M		N	S	M	
1	8	11	14	5 CC	4	3	3	3 CC	10	9	10	10 CC	5	4	4	5 CK	25	29	20	34	7	4	9	3 CC
2	5	3	4	4 CC	3	3	3	2 CC	17	15	16	17 K	23	17	28	13 K	59	65	42	82	4	5	4	4 CC
3	3	5	4	3 CC	4	5	4	5 CC	5	3	5	3 CK	7	5	7	5 CC	17	18	29	7	3	3	3	3 CC
4	7	7	7	6 CC	2	3	3	3 CC	3	3	2	3 CC	7	5	4	8 CC	11	9	13	8 CC	4	2	3	4 CC
5	4	4	6	2 CC	3	3	3	3 CC	7	8	7	9 CC	15	17	16	17 K	4	9	9	4 CC	5	5	4	6 CC
6	5	3	2	6 CC	16	9	4	21 KK	6	6	5	7 CC	4	2	4	3 CK	4	4	4	5 CC	5	5	7	3 CC
7	24	19	11	32	8	5	9	4 CK	18	15	7	26 K	4	3	4	3 CC	7	4	5	7 CC	7	5	2	9 CC
8	12	16	12	18	9	6	3	12 CC	6	7	6	7 CK	3	3	4	2 CC	10	10	11	9 CC	6	7	9	4 CC
9	11	12	9	14 KK	8	6	11	2 CC	5	3	2	6 CC	4	3	4	3 CC	4	4	3	5 CC	4	3	3	3 CC
10	9	5	9	6 CC	3	5	2	6 CC	3	3	3	3 CC	3	3	2	4 CC	4	3	4	3 CC	4	2	2	4 CC
11	3	3	3	3 CC	6	5	4	6 CC	4	3	4	3 CC	3	3	4	2 CC	3	2	3	2 CC	4	3	2	4 CC
12	3	5	3	5 CC	9	5	9	5 CC	9	13	7	15 CC	4	2	3	4 CC	2	2	2	2 CC	4	6	6	4 CC
13	4	3	3	4 CC	5	2	4	4 CC	20	16	14	23	3	6	6	3 CC	6	5	7	4 CC	5	3	3	5 CC
14	3	5	4	4 CC	2	3	2	3 CC	19	13	23	9	8	7	12	3 CC	17	8	4	21 K	8	4	4	8 CC
15	7	4	3	7 CC	2	2	2	2 CC	6	3	7	2 CC	9	7	6	10 CC	27	20	26	21	16	10	13	13 CK
16	4	5	4	5 CC	4	4	3	5 CC	4	4	3	6 CC	19	14	6	27 K	6	3	2	7 CK	22	20	19	23
17	14	17	19	12 K	12	7	16	3 KC	51	23	6	68	3	3	4	2 CK	7	6	4	10 CC	25	16	21	21
18	14	14	17	12 K	2	2	2	2 CC	23	24	28	19	8	9	4	13 KC	6	3	6	4 CC	14	17	21	10
19	7	7	5	10 CC	3	2	2	3 CC	19	16	11	24	16	11	14	13 K	9	5	5	9 CC	6	3	6	3 CC
20	9	8	7	11 CC	6	7	4	10 CC	10	7	11	7 CK	3	2	2	3 CC	8	11	11	8 CC	7	11	5	14 CC
21	9	10	8	11 CC	4	2	3	3 CC	10	10	13	7 KC	18	19	8	28	8	10	4	14 CC	3	5	5	3 CC
22	4	3	4	3 CC	6	3	4	6 CC	12	9	12	8 CC	22	17	33	6	8	8	11	5 CC	5	3	4	5 CK
23	17	17	6	29 K	8	6	8	6 CC	14	8	13	8 CC	6	3	5	5 CC	4	3	2	4 CC	31	31	27	35
24	5	4	5	4 CK	4	5	4	6 CC	15	6	12	8 KC	12	7	11	8 KC	3	2	3	2 CC	10	7	12	6 C
25	4	3	2	4 CC	2	3	2	3 CC	4	3	3	5 CC	13	16	15	14 K	2	2	2	2 CC	4	3	4	2 CC
26	2	3	3	2 CC	5	3	4	5 CC	12	10	10	13 CC	3	2	3	2 CK	28	21	15	34	6	4	3	8 CC
27	2	3	2	3 CC	5	3	5	4 CC	17	13	10	21 K	7	4	4	7 CK	41	30	25	46	8	5	8	5 CC
28	3	2	3	2 CC	4	4	5	4 CC	8	6	11	3 CK	24	30	14	41	32	33	32	32	6	7	8	5 CC
29	12	12	6	19 KC	7	7	4	10 CC	4	4	4	4 CC	16	14	14	16	25	30	27	28	3	2	2	3 CC
30	10	8	8	10 CC					2	2	2	2 CC	13	15	14	15	14	25	15	24	3	2	2	3 CC
31	4	8	9	3 CC					3	2	3	2 CC					9	18	16	11 C				
	7.2				5.4				11.1				9.4				13.3				7.9			
		7.5				4.2				8.7				8.5				12.9				6.7		
			7.3				4.7				9.8				8.9				13.1				7.3	

	JULY				AUG.				SEP.				OCT.				NOV.				DEC.			
	N	S	M		N	S	M		N	S	M		N	S	M		N	S	M		N	S	M	
1	7	5	2	10 CK	18	14	12	20	30	33	34	28	9	7	13	4 CC	10	10	13	8 CK	29	27	29	27
2	15	14	7	23 K	12	12	12	12 K	7	12	6	14 CK	4	6	8	3 CC	10	4	4	10 K	18	13	21	10
3	7	6	9	4 CK	12	13	14	11 CC	5	6	5	7 CC	7	10	12	5 CC	67	61	54	74	12	15	10	17 KK
4	8	6	6	8 CC	14	7	8	13 CK	4	3	3	4 CC	6	9	8	7 CC	27	19	27	19	10	9	11	8 CK
5	9	9	5	13 CK	20	22	17	25	6	6	3	9 CC	4	3	4	2 CC	13	13	17	9 KK	12	11	8	16 CK
6	16	12	19	9 K	31	22	24	30	3	3	3	3 CC	2	2	2	2 CC	11	13	8	17 KC	15	11	18	9 K
7	7	7	8	7 CC	7	8	11	4 C	6	5	5	6 CC	6	6	3	9 CC	8	7	6	9 CC	28	20	16	32
8	7	6	3	11 KC	14	8	12	11 CC	3	2	2	3 CC	11	7	11	6 CC	11	7	9	9 CC	24	17	20	22
9	4	2	4	2 CC	14	5	9	10 KK	3	3	2	3 CC	6	6	8	4 CC	26	14	7	34	8	7	6	9 CK
10	6	4	4	7 CC	7	7	4	10 C	4	5	6	3 CC	4	9	5	8 CC	27	22	22	27	19	9	4	24
11	4	4	2	6 CC	64	53	43	74	4	6	4	5 CC	8	9	13	4 CC	14	7	12	9 C	17	24	18	24
12	8	5	4	9 CK	126	117	43	199	4	5	6	2 CC	8	10	8	10 CC	9	8	10	7 CC	10	10	9	12 C
13	23	21	19	24	105	90	82	113	5	7	4	9 CC	15	26	17	25	9	7	9	6 CC	34	34	20	48
14	27	34	31	30	44	32	60	16	5	7	5	7 C	11	12	6	17 K	3	5	5	3 CC	19	19	7	31
15	17	22	24	15	11	10	17	3 K	65	62	53	74	14	15	10	20	6	5	5	6 CC	7	8	11	5 CK
16	16	18	20	14	20	24	19	26 K	12	13	18	8 K	13	11	12	13 C	2	2	2	2 CC	4	2	2	4 CC
17	6	4	7	4 CC	5	3	5	3 CK	16	13	19	11 K	12	8	12	8 CC	5	8	2	11 CC	5	3	5	4 CC
18	12	11	5	18 KK	15	19	3	30	6	11	6	11 CC	11	6	11	6 CC	12	11	9	14 KK	6	7	6	7 CC
19	13	22	7	28	51	96	75	72	5	2	4	3 CC	5	3	4	4 CC	6	5	5	6 C	33	29	17	45
20	13	6	17	3 KK	17	21	22	17	4	4	4	3 CC	7	9	10	6 CC	48	36	32	52	25	16	22	19
21	9	9	2	16 CC	5	5	6	5 CC	13	7	5	15 KK	24	10	4	31 K	35	21	21	34	9	10	12	7 CC
22	9	14	13	10 CC	7	4	4	7 CC	19	25	24	21	8	10	8	10 C	10	10	13	6 C	6	5	6	6 CK
23	5	3	6	2 CC	4	3	3	4 CC	8	7	12	4 CK	29	17	6	40	19	14	15	18 K	21	24	30	15
24	4	3	3	4 CC	4	4	2	5 CC	7	7	5	8 CC	34	16	38	13	9	10	9	10 CK	5	8	7	7 CC
25	8	6	7	8 CC	6	5	5	7 CK	2	4	3	4 CC	40	29	18	51	7	12	9	10 CC	5	11	10	6 CC
26	4	5	4	4 CC	39	35	21	53	5	4	4	5 CC	46	28	30	44	5	6	7	4 CC	15	16	6	25 K
27	6	7	6	7 CC	24	20	33	10	15	18	7	27	42	30	20	51	13	16	5	25 K	21	17	17	22
28	4	9	5	8 CC	13	13	13	14 KK	36	31	48	19	40	51	46	45	9	7	12	4 C	10	12	10	12 C
29	7	10	3	13 KK	8	15	13	11 CK	18	26	28	17	6	5	5	6 C	11	21	15	17 K	29	23	26	26
30	17	21	13	25	8	4	5	7 CC	12	19	16	15	4	5	4	5 C	23	23	7	40	10	10	10	9 CK
31	7	8	7	8 CK	12	10	9	14 C					29	55	56	29					6	7	6	8 CC
	9.8				23.8				11.1				15.0				15.5				15.2			
		10.1				22.6				11.8				13.8				13.5				14.0		
			9.9				23.1				11.4				14.4				14.5				14.6	

ANNUAL MEAN N 12.05 S 11.19 M 11.57

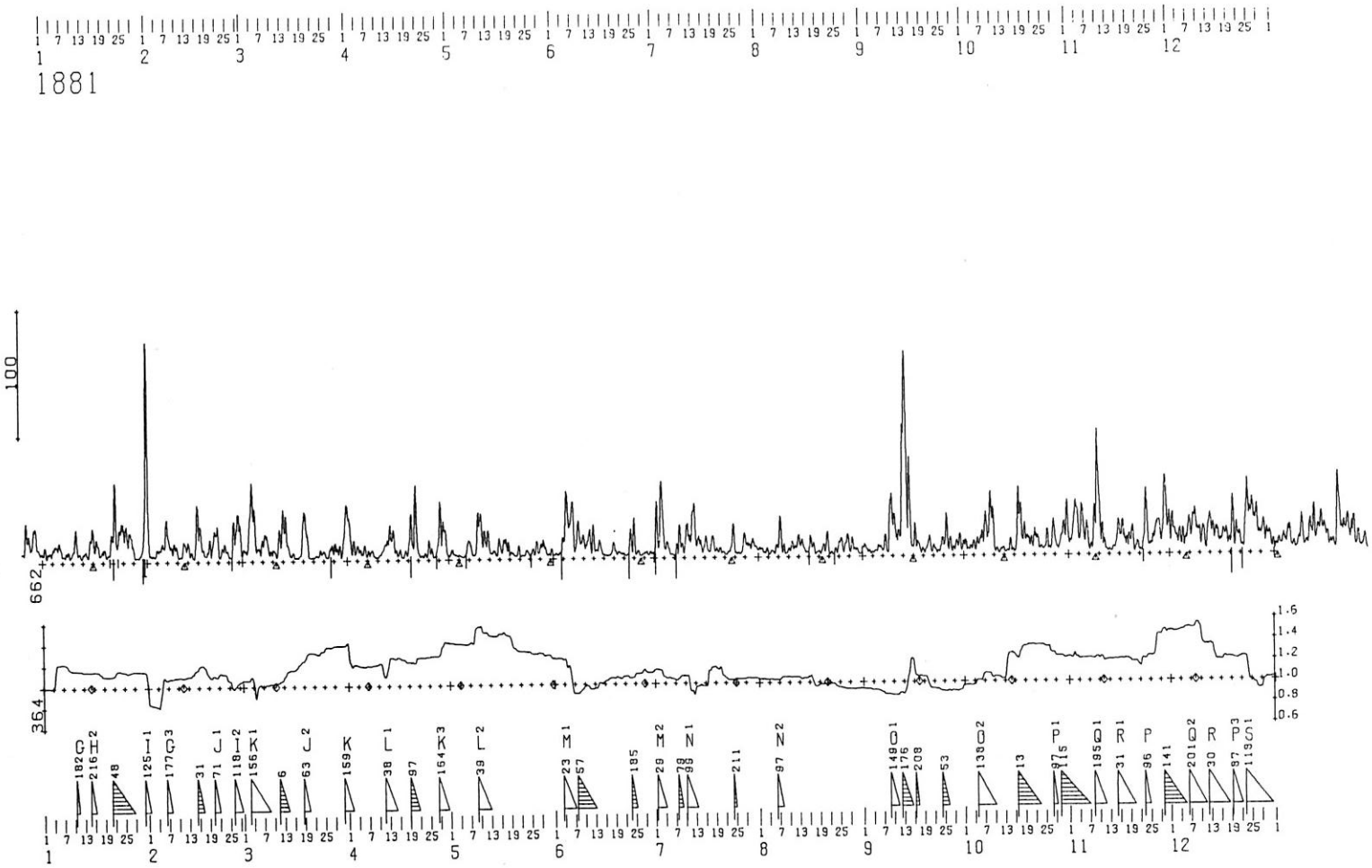
1881
100
662
364
1.6
1.4
1.2
1.0
0.8
0.6

	JAN.				FEB.				MAR.				APR.				MAY				JUNE			
	N	S	M		N	S	M		N	S	M		N	S	M		N	S	M		N	S	M	
1	7	10	6	12 C	22	17	34	4	10	7	10	8 CC	28	30	34	24	7	6	4	8 CC	5	2	3	5 CC
2	5	6	4	7 CC	4	5	4	6 CC	16	10	6	20 K	14	8	7	16 KK	4	4	4	4 CC	5	4	3	6 CC
3	11	5	9	8 CC	8	5	4	9 CC	53	40	36	58	7	7	5	10 CC	4	3	3	4 CC	8	13	5	17 KK
4	8	14	9	12 CC	10	7	8	10 CC	30	31	37	25	13	6	11	9 CC	3	3	4	2 CC	35	37	21	51
5	15	12	12	15 CK	11	12	12	12 CC	9	8	9	9 CK	6	5	5	6 CC	4	3	2	4 CC	36	24	32	29
6	11	7	13	5 CC	22	26	14	34	13	9	7	15 KK	9	5	11	3 CC	12	14	10	16 CC	42	31	37	36
7	6	4	5	5 CC	14	13	18	10	23	14	15	21	10	3	8	5 CC	9	8	11	6 CC	6	12	5	13 C
8	8	6	6	8 CC	17	7	10	14 KK	13	11	17	8 K	6	6	9	4 CC	5	3	4	4 CK	25	21	30	15
9	5	5	4	7 CC	11	9	10	10 CC	6	7	9	5 CC	4	2	3	3 CC	25	31	30	26	15	17	13	20
10	21	13	9	24 K	4	3	3	4 CC	8	7	9	7 CC	4	3	3	5 CC	25	27	37	15	7	11	8	10 CK
11	10	6	10	6 CK	11	9	4	16 KC	16	12	5	23 K	8	9	7	9 CC	18	18	24	13	19	19	15	23 K
12	6	3	5	5 CC	14	9	12	11 CK	26	19	11	34	16	14	13	17	11	22	22	12 K	20	12	4	28
13	8	6	6	8 CC	9	9	13	5 CC	35	25	25	35	13	24	20	18	7	3	5	5 CC	7	5	6	7 CK
14	8	7	5	9 CC	5	3	6	2 CC	13	6	13	7 C	20	19	21	19	5	7	7	4 CC	9	12	9	12 CC
15	24	20	17	27	26	28	13	41	6	3	5	5 CC	4	8	9	3 CK	14	7	4	17 CC	6	4	7	4 CC
16	17	10	9	18 K	28	22	25	25	5	2	4	3 CC	4	9	8	6 CC	10	6	9	7 CC	3	2	2	3 CC
17	8	11	13	6 CK	5	9	8	6 CK	4	2	2	4 CC	5	2	2	5 CC	20	11	14	17 K	2	3	3	2 CC
18	5	10	6	9 CC	8	5	5	8 CC	22	13	5	31	6	6	8	4 CC	8	9	7	10 KK	12	7	6	13 CC
19	5	11	11	5 CC	7	13	13	7 KK	35	22	33	24	30	22	15	37	6	4	5	6 CC	4	5	6	3 CC
20	5	6	6	5 CK	19	17	12	24	11	8	15	3 KK	31	22	12	41	3	3	4	2 CC	5	5	5	5 CC
21	11	23	17	17	21	23	21	24	3	2	2	3 CC	22	20	32	10	9	6	5	10 CC	5	3	4	4 CC
22	43	36	63	16	5	3	3	6 CK	4	3	3	4 CC	3	5	4	3 CC	3	3	2	3 CC	3	2	2	3 CC
23	18	21	14	25	16	8	10	14 CC	6	5	4	7 CC	5	2	3	5 CC	5	6	3	8 CC	18	9	4	23 K
24	29	27	26	30	8	7	8	7 CC	8	5	6	7 CC	6	5	4	7 CC	4	5	6	4 CC	22	14	6	30
25	25	20	17	29	3	3	3	3 CK	6	4	7	3 CC	13	8	13	8 KC	5	8	5	8 CC	6	4	6	4 CK
26	20	15	12	24	13	28	28	14	6	5	3	9 CC	5	3	4	3 CC	10	8	4	14 KK	5	3	6	2 CC
27	18	15	20	13	34	28	27	35	10	9	11	8 CC	11	7	6	12 C	5	6	5	6 CK	4	3	2	4 CC
28	4	3	3	4 CC	18	16	29	5	9	14	13	11 CC	30	29	47	12	14	14	13	16 K	6	3	4	5 CC
29	4	5	4	5 CC					10	7	5	12 CC	25	30	31	24	5	9	8	6 CC	5	2	2	5 CC
30	8	14	8	14 K					12	7	2	17 C	5	6	8	3 CK	4	3	3	5 CC	5	3	4	4 CK
31	126	92	44	174					40	33	34	38					6	6	9	4 CC				
	16.1				13.3				15.1				12.1				8.7				11.8			
		14.2				12.4				11.3				10.8				8.5				9.8		
			15.1				12.8				13.2				11.4				8.5				10.7	

	JULY				AUG.				SEP.				OCT.				NOV.				DEC.			
	N	S	M		N	S	M		N	S	M		N	S	M		N	S	M		N	S	M	
1	33	17	13	37	10	4	8	7 CC	8	8	7	9 CC	11	8	9	11 KK	10	12	10	12 C	24	20	11	33
2	23	25	8	40	7	3	6	4 CC	6	4	6	4 CC	6	5	6	6 CC	30	27	25	33	18	19	20	17
3	33	39	51	21	6	5	5	6 CC	5	3	4	4 CC	15	5	8	12 CC	41	27	39	29	18	14	13	19
4	9	12	7	14 CK	5	3	2	6 CC	5	3	3	5 CC	9	7	6	11 CC	33	21	13	41	10	22	12	20
5	5	6	8	3 CC	4	3	5	3 CC	6	7	4	9 CC	12	11	10	13 CK	18	20	27	12	9	12	8	13 K
6	3	3	4	2 CC	9	9	10	7 CK	8	5	8	6 CC	16	14	20	11	19	19	23	16 K	26	24	19	31
7	10	4	2	12 KK	15	29	25	19	11	13	7	17 KC	32	20	29	23	5	9	4	10 CK	24	23	15	32
8	11	22	18	15	4	10	7	7 CK	16	10	4	23 K	42	24	18	48	28	23	16	35	26	31	30	28
9	9	6	12	4 CK	5	4	4	6 CC	39	36	45	30	36	22	30	28	70	64	63	71	29	14	21	23
10	20	21	15	26	10	5	5	9 CC	25	30	34	21	7	3	5	6 CK	30	32	38	24	16	13	8	21
11	18	13	19	12	12	7	10	9 CC	15	18	12	21	5	2	2	5 CC	10	10	9	11 CK	11	11	18	5 K
12	38	41	37	42	12	12	8	16 KC	59	62	17	105	6	6	5	7 CC	4	4	5	4 CC	28	24	22	31
13	21	10	18	13	15	8	10	13 CK	153	111	134	129	4	3	3	4 CC	3	4	4	3 CC	27	23	24	25
14	16	11	14	15 K	9	7	11	6 CC	59	42	22	79	13	4	4	14 KC	6	7	7	7 CC	16	19	13	23
15	9	3	4	9 CK	5	3	5	4 CC	18	7	17	8 K	4	5	4	4 CC	18	23	13	28	16	14	21	10
16	15	10	18	8 KC	10	13	13	11 KC	13	17	14	17 K	13	9	3	19 K	23	20	16	28	18	14	11	21
17	9	5	4	9 CC	7	8	11	4 CC	13	8	12	9 CK	49	43	53	39	15	13	15	13	20	17	16	21
18	15	13	18	11 C	5	3	4	5 CC	5	4	2	7 CC	16	20	14	22	17	11	15	13 K	9	11	8	12 C
19	5	6	5	6 CC	5	4	4	6 CC	5	4	3	6 CC	16	13	13	16	17	15	11	21	26	34	21	39
20	10	3	5	8 CC	7	8	11	4 CK	12	13	10	16 CC	16	10	15	11 KK	12	7	14	4 KK	15	17	6	26
21	5	3	4	4 CC	12	15	17	10 KK	8	3	5	6 CC	16	8	8	16 KK	7	11	8	11 CC	16	15	16	16
22	4	2	2	4 CC	5	2	2	5 CC	8	4	7	5 CC	15	19	18	17	4	3	4	3 CC	7	6	7	6 C
23	7	5	4	8 CK	4	4	2	6 CC	4	4	4	4 CC	7	7	6	7 CC	24	29	14	39	30	38	26	42
24	15	19	20	15 K	8	4	3	9 CC	12	12	9	15 KC	6	5	5	6 CC	23	25	40	8	52	27	42	37
25	4	3	4	4 CK	18	9	12	15 KC	20	24	10	34	13	14	7	20 K	8	12	10	10 CK	38	37	45	31
26	4	3	4	4 CC	7	7	4	11 CK	11	9	7	13 C	7	6	7	5 CK	17	19	14	22	42	27	29	40
27	16	10	7	20 KK	14	15	16	13 C	10	5	7	8 CC	20	23	21	23	25	28	26	28	17	16	17	17
28	12	10	10	12 CK	12	7	3	16 CC	9	8	4	13 CC	10	7	10	6 CK	19	16	17	19	27	21	20	29
29	9	8	11	7 CC	6	6	6	7 CC	12	13	8	18 KK	10	15	9	16 KK	58	47	47	58	18	14	10	21
30	14	10	15	10 CC	4	6	6	3 CC	11	5	5	12 CK	18	23	20	22	31	26	22	34	19	14	16	17
31	9	5	9	6 CC	5	3	2	6 CC					29	31	36	25					11	7	7	11 CK
	13.2				8.3				19.5				15.4				20.9				21.4			
		11.2				7.3				16.4				12.6				19.5				19.2		
			12.2				7.8				17.9				14.0				20.2				20.3	

ANNUAL MEAN N 14.65 S 12.77 M 13.69

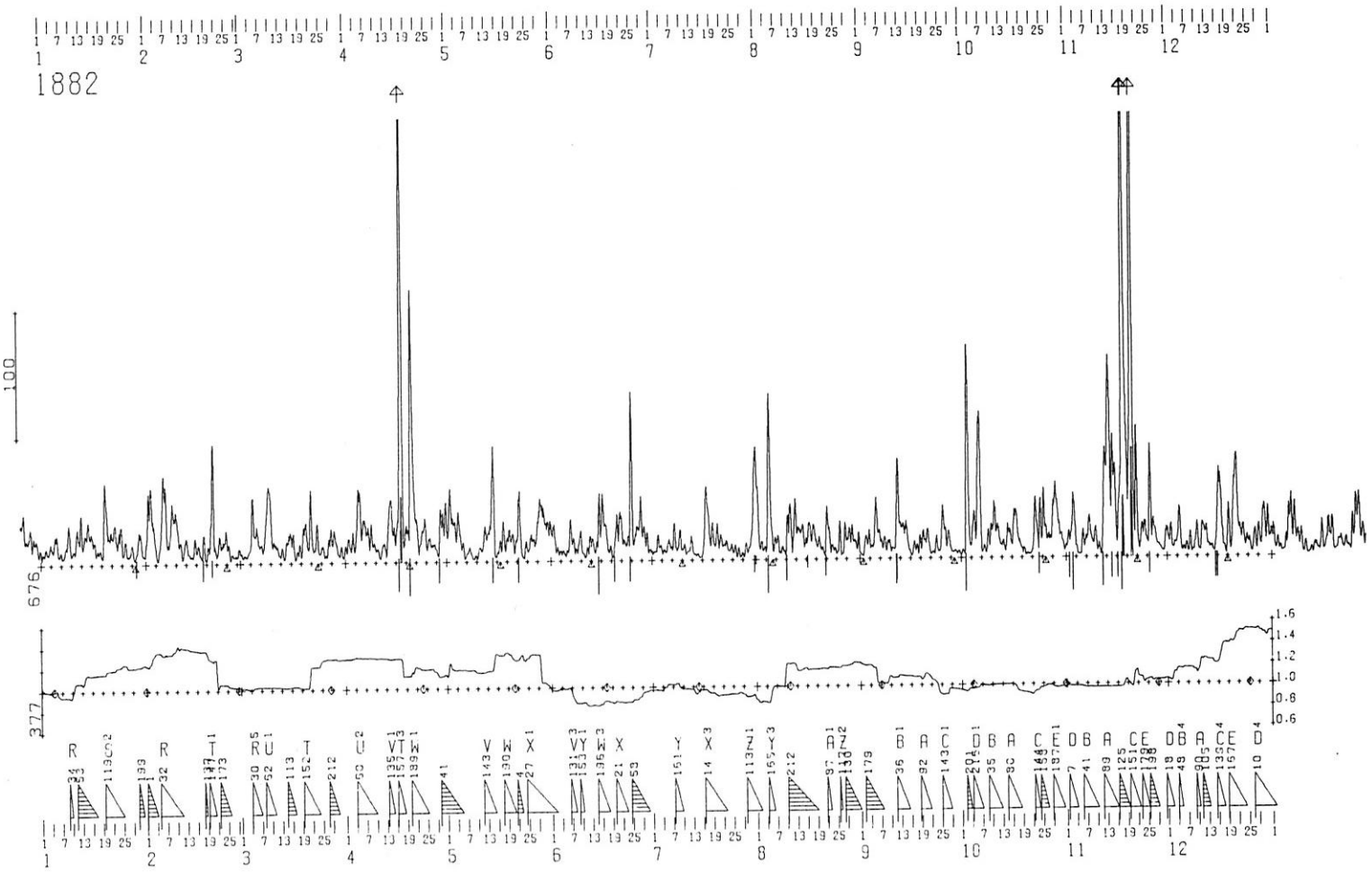
1882
100
676
377

	JAN.				FEB.				MAR.				APR.				MAY				JUNE			
	N	S	M		N	S	M		N	S	M		N	S	M		N	S	M		N	S	M	
1	4	8	5	7 CC	42	31	17	56	8	4	8	4 CK	18	9	10	17 K	32	34	19	47	27	20	21	26
2	12	9	12	8 CC	46	43	53	36	6	5	6	5 CC	11	10	13	8 C	44	31	43	32	11	14	17	8 K
3	11	14	9	17 KC	17	29	30	16	11	7	8	11 CK	17	15	24	8	21	29	32	18	10	6	8	9 CC
4	12	11	11	14 K	6	6	5	7 CC	33	37	29	41	48	34	24	58	28	34	33	29	7	7	5	9 CC
5	17	20	19	19	26	23	14	35	30	20	20	29	38	33	53	18	14	14	16	13	8	6	5	9 CC
6	9	8	6	10 CK	69	60	68	61	15	12	15	12 C	35	28	34	29	5	4	5	4 CC	24	20	10	34
7	5	5	5	5 CC	18	10	15	13	16	9	15	10 C	28	21	23	26	11	7	7	11 CC	19	10	13	16
8	16	14	13	17	34	34	20	48	33	33	24	42	18	21	14	25	6	4	7	3 CC	9	6	8	7 CK
9	19	18	27	11	38	35	33	41	59	55	61	53	12	13	13	13 C	5	2	2	5 CC	23	15	14	25 K
10	7	11	9	10 CC	23	22	29	16	20	14	17	18	10	9	10	10 CC	10	5	3	12 CC	9	4	7	6 CK
11	13	27	12	28	11	10	18	3 KK	13	11	13	12 CK	7	5	3	9 CC	16	5	9	12 C	10	4	3	12 CC
12	36	20	18	39	16	12	10	18 K	8	5	8	6 CC	15	12	15	12 CC	28	18	26	20	16	9	6	19 K
13	17	14	12	19	14	7	14	8 CK	6	10	13	3 CC	22	21	8	34	34	17	23	29	20	9	18	11
14	27	25	21	31	6	4	5	5 CC	10	14	9	15 CK	46	40	47	39	59	74	41	92	14	7	7	14 C
15	22	23	21	24	11	17	11	17 K	22	22	22	22	15	24	23	17	6	5	7	3 C	46	21	49	18
16	18	18	19	18	12	10	10	13 CK	16	17	18	15	49	28	25	52	17	5	8	14 CC	45	35	53	27
17	6	11	6	11 CK	5	4	6	3 CK	7	5	2	10 CC	297	288	321	263	21	19	8	32	27	17	29	17
18	5	13	9	9 CC	17	8	22	3 KK	9	10	6	13 KK	24	13	12	26	21	10	14	18	8	9	6	11 CK
19	38	27	5	60	9	10	11	9 CK	19	20	12	28	22	23	22	23	19	21	16	24	6	4	2	9 CK
20	31	33	45	19	70	54	30	94	23	23	31	15	166	145	186	126	17	20	17	20	30	21	27	25
21	26	20	20	26	10	10	11	9 C	38	34	14	58	54	38	58	35	16	10	8	18 K	38	30	33	36
22	24	26	19	30	19	10	8	22 K	15	10	16	10 K	17	16	28	6	40	37	47	30	20	10	14	16
23	18	17	18	18	12	13	12	13 K	26	17	12	31	22	18	15	25	8	4	9	3 CK	19	12	12	19
24	23	24	18	29	27	16	17	27	10	6	8	8 C	28	28	26	30	8	13	9	12 CC	62	83	11	133
25	14	7	6	15 K	7	13	11	9 CK	9	10	11	8 CC	13	14	10	19	16	10	7	19 KK	29	14	26	17
26	10	7	11	7 CC	6	6	5	6 CC	9	6	6	9 CK	17	12	15	14	18	15	16	18	28	19	20	27
27	12	7	6	13 CC	7	3	5	6 CC	23	20	16	27	12	12	14	11 CC	19	16	12	23	36	37	29	44
28	8	4	9	3 CC	8	8	5	11 CC	16	21	14	23	9	7	6	9 C	44	41	40	45	26	19	21	25
29	14	12	8	19 KK					13	12	17	9 KK	53	27	40	39	39	41	45	35	12	18	14	17
30	16	20	21	16					8	9	5	12 CC	31	37	21	47	28	33	30	30	10	6	9	7 CK
31	5	6	6	6 CK					9	3	5	8 CC					23	29	24	28				
	16.0				20.9				17.4				38.4				21.6				21.5			
		15.4				18.1				15.5				33.4				19.6				16.4		
			15.7				19.5				16.5				35.9				20.6				19.0	

	JULY				AUG.				SEP.				OCT.				NOV.				DEC.			
	N	S	M		N	S	M		N	S	M		N	S	M		N	S	M		N	S	M	
1	8	4	6	7 CK	36	44	56	25	5	3	5	3 CK	4	6	4	6 C	18	12	9	22	17	19	16	20
2	18	10	7	21 K	12	10	8	14 K	14	12	7	19 KC	118	96	46	168	19	25	19	26	13	13	18	8 K
3	11	10	10	11 CK	11	7	8	11 C	19	14	11	22	27	13	31	9	28	37	43	22	14	11	12	13 C
4	8	6	5	8 CC	77	65	24	118	11	8	10	10 C	33	28	24	37	7	4	8	3 CK	28	33	22	38
5	13	7	7	13 CK	42	34	55	21	35	35	21	49	52	40	15	78	13	7	3	17 KK	9	5	7	8 C
6	16	9	14	11 KK	14	10	6	18 K	24	19	20	23	78	71	106	43	17	10	12	15 K	9	8	5	12 CC
7	22	16	11	27	11	17	14	14 K	15	8	16	8 K	9	6	5	11 C	25	25	18	33	20	4	4	20 KK
8	12	7	9	11 C	10	7	6	10 CK	11	13	18	6 KK	15	6	5	16 KK	14	17	18	14	4	7	4	6 CK
9	16	16	24	8 K	7	3	7	3 CK	20	9	14	15 C	24	16	14	26	18	18	12	25	22	16	12	25 K
10	12	10	9	13 CC	33	30	33	30	10	4	6	8 CC	35	30	25	40	9	9	6	12 CK	8	6	9	6 C
11	9	3	6	7 CC	26	17	39	5	23	21	9	36	25	22	20	27	17	7	3	21 K	23	26	24	24
12	18	8	9	18 KK	41	30	30	41	64	39	76	27	13	12	15	11 C	70	79	79	71	18	21	21	19
13	9	2	6	5 CK	24	23	22	24	31	21	24	28	12	9	11	10 CC	133	134	133	134	8	10	10	8 CK
14	5	3	4	5 CC	28	20	21	28	26	24	25	25	18	16	10	24	74	62	39	97	5	8	8	6 CC
15	3	2	2	3 CC	15	14	14	15	11	8	12	7 CK	18	17	23	12	54	45	71	29	26	15	11	30
16	33	20	10	43	26	19	16	29	5	3	2	6 CC	29	28	25	32	37	44	29	53	59	70	71	58
17	45	38	47	36	24	18	21	21	14	8	13	10 CC	30	23	35	18	246	279	177	348	8	25	24	9
18	23	18	16	26	21	19	26	14	16	8	6	19 KK	14	9	15	9 KK	277	161	329	110	8	11	7	13 K
19	16	11	17	11	15	13	10	18 K	20	10	7	23	5	7	4	8 CC	79	62	44	97	24	21	39	6
20	20	20	25	15	12	6	9	10 CK	22	10	15	18	4	3	2	4 CC	352	257	368	242	45	34	16	63
21	17	15	16	16	14	13	4	22 K	16	10	19	7 KK	3	4	3	4 CC	78	50	26	102	67	65	79	53
22	13	10	12	11 CK	31	26	32	25	5	3	4	5 CC	33	24	11	46	17	10	21	6 K	26	20	26	21
23	15	7	15	7 CC	9	7	5	11 CK	15	8	4	18 KK	17	20	27	9	23	21	20	24	21	21	26	17
24	11	9	9	12 CC	6	8	7	8 CC	7	5	6	7 C	27	32	45	15	21	23	28	16	13	13	9	17 KK
25	12	6	6	12 CC	19	12	6	26 K	33	30	28	35	47	32	55	24	47	43	13	77	10	11	12	10 KK
26	7	5	2	10 CC	10	4	9	4 K	18	15	24	9	21	12	15	19	37	21	28	31	15	10	4	21 KK
27	5	3	2	5 CC	18	22	20	20	19	15	22	11 K	21	15	17	20	19	17	23	13	15	15	15	15
28	11	3	3	11 CC	21	20	16	25	5	4	5	5 CC	59	41	40	60	10	8	10	8 CC	15	14	20	10
29	11	6	7	10 CC	15	22	16	22	6	5	7	4 CC	45	27	45	26	6	6	6	5 CC	42	33	34	40
30	24	15	11	27	13	14	14	14	4	5	6	4 CC	19	15	20	15	19	17	13	24	30	24	14	40
31	94	66	71	89	11	15	11	15 KK					14	6	11	8 CC					20	18	16	23
	17.3				21.0				17.5				28.0				59.5				20.7			
		11.7				18.3				12.6				22.1				50.4				19.6		
			14.5				19.7				15.0				25.0				55.0				20.1	

ANNUAL MEAN N 25.00 S 21.09 M 23.04

1883

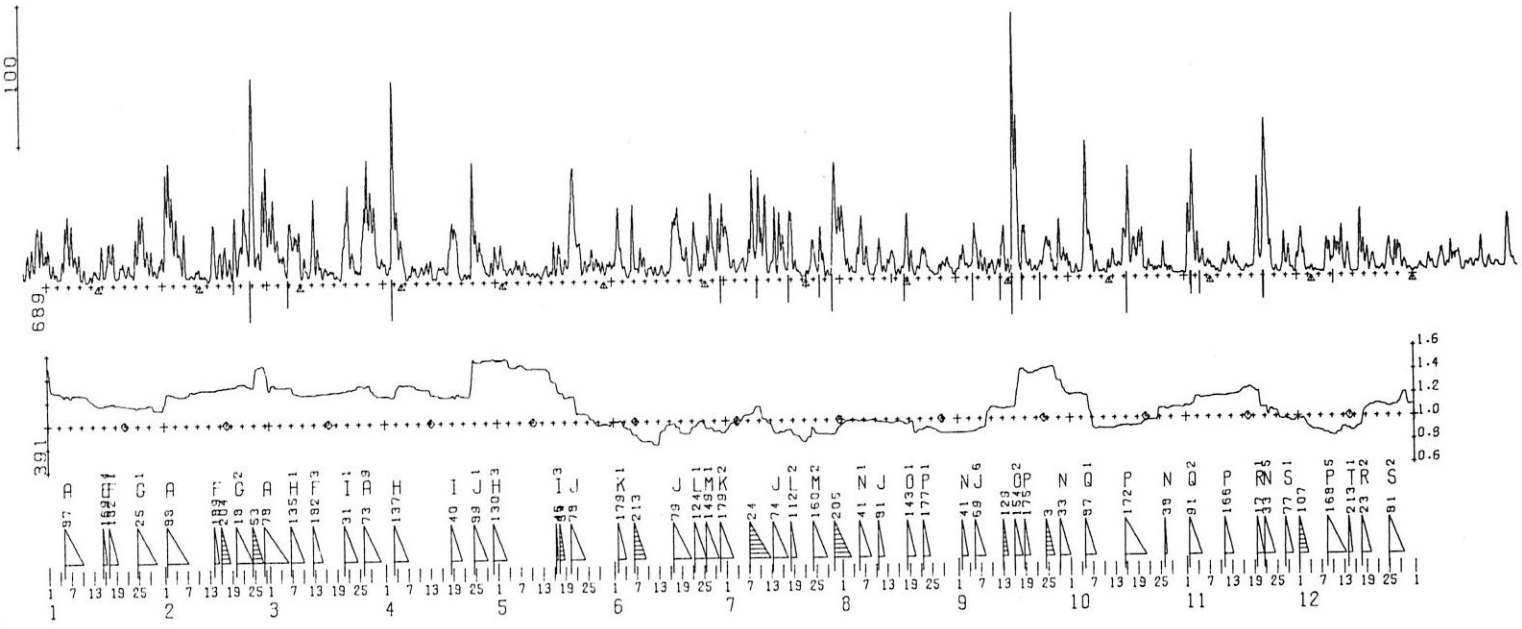

	JAN.					FEB.					MAR.					APR.					MAY					JUNE				
	N	S		M		N	S		M		N	S		M		N	S		M		N	S		M		N	S		M	
1	21	16	16	22		45	31	12	64		43	33	27	48		10	13	14	10	CC	15	9	14	10	C	13	10	12	11	C
2	14	8	7	16	CK	77	59	52	84		45	44	36	53		11	8	7	12	C	24	19	25	19		41	37	25	53	
3	4	10	6	8	CC	62	33	42	53		33	23	24	32		92	99	58	134		10	7	9	8	CK	20	16	24	12	
4	5	5	4	6	CK	41	28	21	47		18	16	16	18		52	39	40	51		12	4	8	9	CC	10	7	10	7	CC
5	20	21	18	23		26	17	23	20		19	13	21	12		28	20	17	31		11	5	7	8	CC	7	2	3	6	CK
6	38	43	31	50		31	15	9	37		26	9	5	30		17	10	18	10		16	8	10	15	KK	37	27	30	34	
7	32	27	16	44		6	5	6	5	CK	40	30	44	25		4	3	2	4	CC	11	9	13	8	CK	10	7	9	9	C
8	18	17	14	21		6	6	5	7	CC	36	27	29	34		11	6	4	13	CC	15	7	5	16	CC	20	11	7	24	K
9	20	12	10	23		7	5	6	6	CC	27	28	23	32		9	9	9	10	CC	8	6	8	7	CC	16	10	10	17	K
10	8	5	4	9	CK	13	9	10	12	CC	13	6	4	16	K	6	5	4	8	CC	7	3	4	7	CC	8	5	4	10	CC
11	5	5	7	2	CC	4	6	5	5	CC	12	7	11	8	CC	10	9	12	7	CC	6	3	5	4	CC	9	9	9	9	CC
12	6	6	4	8	CC	4	8	6	6	CC	13	12	5	21	K	15	8	9	15	CC	7	3	6	4	CC	10	4	4	10	CC
13	4	10	4	11	CC	5	3	2	6	CK	35	40	46	28		12	11	7	16	CC	6	3	2	8	CC	7	3	4	6	CC
14	7	9	10	6	CC	33	33	24	42		16	20	17	20		4	2	3	4	CC	13	8	11	10	CC	10	9	12	6	CC
15	14	22	7	29	K	10	7	11	5	C	6	10	12	4	CK	7	6	3	10	CC	5	6	4	7	CC	7	2	4	6	CC
16	7	6	6	7	C	22	17	23	17		9	11	10	10	CC	13	8	11	11	CC	19	16	13	23	K	11	5	6	10	C
17	26	19	16	30		23	16	12	28		10	6	7	9	CC	10	8	11	7	CC	20	9	6	23		44	41	43	42	
18	30	18	17	31		14	7	9	13	C	11	6	8	9	CC	17	17	8	25		17	8	19	7	K	43	46	49	40	
19	8	4	7	5	CK	11	6	14	3	K	5	3	4	4	CC	26	46	39	34		10	14	10	14	CC	26	23	26	23	
20	12	8	6	13	CC	27	37	42	22		4	4	4	4	CK	41	26	37	30		30	16	10	36		18	17	14	22	
21	13	12	13	12	KK	23	13	11	26		33	32	24	40		6	4	7	3	CK	72	76	69	79		9	7	13	3	CK
22	12	8	6	15	CC	47	30	25	53		45	53	49	49		5	4	3	6	CC	35	29	37	27		23	15	5	32	
23	7	9	8	9	CC	36	26	35	27		19	15	11	23		6	3	3	7	CC	26	19	26	19		31	26	32	25	
24	23	12	5	30		75	59	16	118		13	10	12	10	CK	48	29	3	73		12	9	6	15	CK	12	8	11	9	CK
25	39	26	16	49		78	59	121	16		9	7	6	9	CK	46	27	35	37		10	9	6	13	CC	19	8	8	19	K
26	46	34	31	50		25	18	19	23		34	32	24	42		26	18	15	29		19	15	12	23		27	16	14	29	
27	25	14	16	24		47	26	11	63		67	65	43	89		18	16	20	14		14	9	7	16	C	46	39	33	52	
28	23	8	15	16		64	57	37	84		49	50	38	61		8	6	8	6	CC	13	10	10	13	CK	21	14	24	12	
29	16	8	13	11	KK						45	43	36	52		12	7	5	15	CC	12	8	10	11	CC	9	47	31	24	
30	11	6	8	9	CC						15	16	19	12		16	14	5	26		12	6	5	13	CC	49	30	40	39	
31	19	12	13	18	K						16	13	13	17							13	9	11	12	CC					
	17.1					30.9					24.6					19.6					16.2					20.4				
		13.6					22.6					22.0					16.1					11.7					16.6			
			15.4					26.7					23.3					17.8					13.9					18.5		

	JULY					AUG.					SEP.					OCT.					NOV.					DEC.				
	N	S		M		N	S		M		N	S		M		N	S		M		N	S		M		N	S		M	
1	51	23	39	36		54	35	43	46		9	5	7	7	CC	5	10	9	6	CC	22	19	2	38		24	14	13	25	
2	17	13	21	9		20	13	23	10		26	10	17	19		5	2	3	5	CC	52	37	42	48		30	21	32	20	
3	14	10	10	15	KC	13	5	12	6	CC	19	7	15	11	KK	7	4	9	3	CC	53	39	71	21		5	6	7	4	CK
4	8	5	5	8	CC	9	4	7	6	CC	9	6	7	9	CC	8	4	4	8	CK	18	24	23	20		8	3	4	7	CC
5	14	11	12	12	CC	15	10	4	22	K	27	14	11	30		77	54	34	97		14	15	10	19		4	5	4	4	CC
6	15	7	17	6	KC	41	33	28	46		29	18	30	17		38	24	31	31		7	9	10	7	CK	3	3	4	3	CC
7	28	14	13	30		14	8	11	12	C	17	10	7	20	K	16	15	21	10		12	10	12	11	CC	3	3	3	3	CC
8	54	41	34	62		20	9	22	7	K	9	10	4	15	CK	10	8	7	11	CC	6	6	5	7	CC	13	10	2	21	KK
9	30	13	20	23		4	3	3	3	CC	8	5	2	10	CC	5	3	3	5	CC	5	4	4	5	CC	26	17	20	24	
10	51	49	74	27		10	5	5	10	CK	12	8	10	12	CC	4	5	4	5	CC	4	3	2	5	CC	9	16	13	12	K
11	51	17	33	35		26	15	22	20		5	4	3	7	CC	7	7	3	11	KC	10	9	11	8	CC	14	26	23	18	
12	35	20	51	5		11	6	8	10	CK	14	7	13	9	KK	10	10	6	15	CK	18	15	10	24	K	29	24	22	32	
13	12	8	8	12	CK	12	6	4	14	CC	30	30	23	38		14	7	13	8	KK	11	8	12	7	C	16	6	18	5	K
14	40	25	23	42		18	13	10	21		13	6	5	14	C	12	6	9	9	CC	13	10	15	8	CC	19	14	15	19	K
15	35	17	4	48		14	10	18	7	KK	6	3	3	7	C	25	16	7	34		8	5	8	5	CC	5	4	6	2	CC
16	35	18	21	32		6	3	3	6	CC	137	117	176	77		47	37	31	53		2	4	4	3	CC	2	3	3	2	CC
17	10	7	10	7	C	9	4	5	9	CC	72	71	116	27		38	22	52	9		4	8	6	6	CC	36	13	4	45	
18	40	27	25	41		31	25	12	44		19	17	6	31		26	25	25	26		7	6	7	6	CC	23	18	15	27	
19	26	17	33	11		21	13	21	14		37	15	36	16		28	16	14	31		15	11	7	19	K	17	13	8	21	
20	12	5	10	7	CC	9	7	13	3	CK	12	9	9	12	CK	35	21	21	35		48	51	44	55		5	8	3	10	CK
21	4	3	4	2	CC	8	5	3	10	CC	6	5	5	7	CC	5	6	6	5	C	20	14	14	20		9	16	16	9	KC
22	4	2	3	3	CC	17	7	6	18	K	5	7	8	4	CC	7	10	8	10	CC	81	106	90	97		3	5	4	4	CC
23	9	4	6	7	CC	21	19	23	18		11	9	8	12	CC	7	4	7	5	CC	47	35	58	24		6	6	4	8	CC
24	25	17	14	28		12	7	11	8	CK	14	21	13	22		5	6	8	4	CC	11	7	14	4	KK	6	6	3	9	CK
25	18	8	18	8	K	6	3	5	5	CC	31	21	30	22		7	6	7	6	CK	5	5	5	5	CC	27	19	22	24	
26	34	12	9	38		4	2	2	4	CC	22	13	23	12		14	16	23	8	K	3	4	3	4	CC	9	9	12	6	C
27	16	10	13	12	K	11	2	3	11	CC	4	6	4	6	CK	8	6	7	7	CC	20	21	12	30	K	16	24	25	16	
28	6	3	2	7	CC	14	5	9	11	CC	24	29	22	32		4	7	6	4	CC	16	15	8	23		17	19	18	19	
29	13	3	3	14	K	11	12	8	15	KC	21	12	11	22		2	3	2	3	CC	6	5	6	7	CK	8	8	4	12	CK
30	76	65	61	79		8	7	9	7	CC	13	13	11	15	K	2	2	2	2	CC	6	6	2	9	CC	7	3	6	5	CC
31	50	33	32	51		5	2	3	4	CC						4	3	4	3	CC						3	3	4	2	CC
	26.9					15.3					22.1					15.6					18.2					12.9				
		16.2					9.6					16.9					11.8					17.0					11.1			
			21.5					12.4					19.5					13.7					17.6					12.0		

ANNUAL MEAN N 19.97 S 15.44 M 17.69

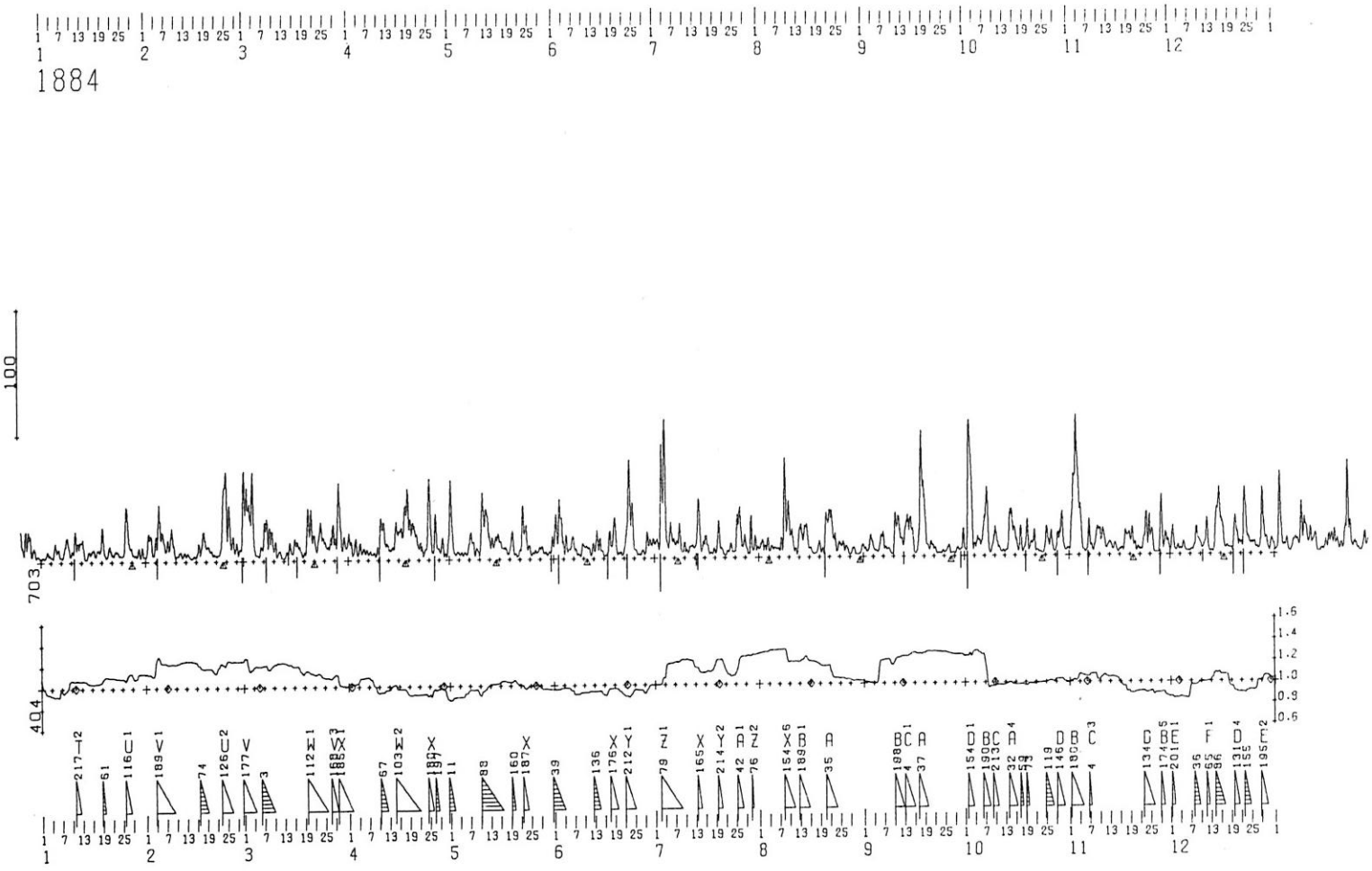
1884
100
703
404
1.6
1.4
1.2
1.0
0.8
0.6

1884

	JAN.				FEB.				MAR.				APR.				MAY				JUNE			
	N	S	M		N	S	M		N	S	M		N	S	M		N	S	M		N	S	M	
1	3	4	3	4QCC	14	12	5	22 KK	55	44	44	55	23	11	19	15 K	47	43	63	27	26	22	19	30
2	5	6	4	7 CC	20	15	18	18	36	38	40	35	7	4	4	8 CK	10	3	9	4 CK	38	21	12	47
3	4	7	6	5 CC	13	7	5	15 KK	46	54	47	53	11	10	18	4 KK	6	4	5	6 CC	28	17	31	14
4	7	5	4	8 CC	21	22	10	33	10	4	10	4 C	11	8	11	9 CC	5	4	4	6QCC	15	8	4	20 KK
5	8	13	11	10 CC	34	20	30	24	4	3	5	3 CC	8	7	6	9QCC	5	3	3	6QCC	7	6	6	8 CK
6	6	6	8	4QCC	14	10	16	9 C	9	13	12	10 C	7	6	6	7 CC	10	6	4	12 CK	19	9	11	18 C
7	6	6	3	10 CC	12	13	10	14 KK	29	34	30	33	6	5	7	5 CC	19	14	20	12	7	8	8	7 CC
8	14	17	12	19 K	16	21	17	21	12	22	10	25	6	3	4	6QCC	12	4	13	4 CC	4	3	3	3QCC
9	10	6	11	5 CK	8	8	12	4 CK	17	17	23	11	7	7	3	10QCK	9	6	8	6 CC	10	7	5	12 CC
10	11	11	9	13 KK	4	5	5	4QCC	7	14	14	7QKK	24	18	14	28	39	28	14	53	13	6	9	10 CC
11	19	14	19	15	5	7	8	4 CC	8	5	5	8QCC	26	23	29	19	35	31	26	40	9	7	8	8 CC
12	10	16	10	16 K	5	7	6	6QCC	3	2	3	2QCC	8	14	10	12 CK	24	30	33	21	11	4	2	13 CC
13	14	10	18	6 KK	4	6	5	6QCC	5	5	2	8QCC	9	7	9	7 CC	13	12	8	17 K	10	11	6	16 KK
14	4	3	2	5QCC	2	3	3	2QCC	10	9	4	15 CC	18	10	10	18	15	14	10	19	20	10	14	16 K
15	8	7	9	7 CC	3	4	4	3QCC	9	5	6	8 CC	29	15	25	20	16	16	17	16	5	5	6	5 CK
16	9	8	9	9 CC	10	10	6	14 KC	18	12	17	13 C	28	20	23	26	15	7	14	9 CC	3	2	2	3QCC
17	8	6	4	10 CC	10	12	6	16 K	12	9	11	10 CC	29	34	21	42	10	8	8	10QCC	16	12	6	22 K
18	9	12	8	13 C	19	16	24	12	7	3	7	4QCC	37	47	42	42	8	2	5	6 CC	21	9	9	21
19	19	13	26	7 K	12	9	11	11 CC	14	14	5	24	33	22	32	23	21	13	12	23 K	24	13	31	7
20	5	4	3	6 CC	6	7	8	6 CC	42	24	34	33	26	22	25	24	5	3	4	5 CK	5	4	5	4 CC
21	9	11	11	9 CC	6	5	6	4 CC	21	17	20	19	17	14	20	10	5	3	2	6QCC	5	2	4	3QCC
22	5	6	5	7 CC	4	6	4	5 CC	12	8	13	8 C	10	11	10	11 KC	32	17	7	43	22	15	12	26
23	9	7	8	8 CC	30	19	10	40	31	17	18	31	6	5	3	9QCC	32	15	20	27	49	62	63	48
24	4	5	4	5QCC	72	51	58	65	19	14	16	17	32	31	10	53	8	10	7	11 CK	22	35	37	20
25	13	13	5	22 K	29	31	24	36	15	8	14	10 CK	31	20	43	8	5	5	4	6 CC	6	6	7	5 CK
26	30	34	40	24	21	9	11	20	18	8	10	16 C	25	17	6	37	5	5	4	6 CC	3	3	4	3QCC
27	11	11	10	11 CK	13	7	9	11 CK	20	19	23	15	10	7	10	8 C	11	5	5	10 CC	7	3	5	5QCC
28	4	5	5	4 CC	11	7	8	9 CC	31	18	18	31	13	9	6	16 CC	8	8	9	7 CC	18	6	4	21 KK
29	9	4	5	9 CC	34	29	8	55	41	32	48	25	7	4	6	5 CC	6	4	5	6QCC	13	11	10	14 C
30	10	5	6	8 CC					14	11	8	19 K	14	5	2	17QK	6	3	3	7 CC	16	9	10	15 CK
31	6	3	6	4QCC					14	8	10	13 C					14	10	9	15 KK				
	9.3				15.6				19.0				17.3				14.7				15.1			
		9.0				13.0				15.9				13.8				10.9				11.3		
			9.1				14.3				17.5				15.6				12.8				13.1	

	JULY				AUG.				SEP.				OCT.				NOV.				DEC.			
	N	S	M		N	S	M		N	S	M		N	S	M		N	S	M		N	S	M	
1	17	9	11	15 KK	11	8	8	11 CK	8	5	7	6 CC	17	11	5	23	20	19	6	33	14	17	7	24 K
2	35	22	7	50	13	8	12	10 KK	11	5	4	12 CC	84	106	108	82	89	66	63	92	4	6	7	4 CK
3	79	77	61	95	12	9	6	16 KK	14	13	15	12 KC	35	16	43	8	76	66	82	59	6	6	8	4 CC
4	42	26	55	13	8	6	5	10QCC	5	6	6	5 CC	13	8	8	13 CK	26	29	41	14	8	7	5	11QCC
5	17	19	7	28	9	5	7	8QCC	9	3	4	9 CC	12	11	14	9 CK	3	5	5	3 CC	3	6	6	4QCC
6	15	14	13	16	10	4	7	8 CC	24	12	16	20 K	26	16	13	30	14	16	5	26 K	3	3	3	4QCC
7	11	12	10	12 C	12	8	5	16 KK	7	6	6	8 CK	48	41	42	47	9	9	10	8 CK	4	5	4	5 CC
8	16	21	21	17 K	50	42	20	71	7	5	6	6 CC	4	5	6	3 C	7	10	4	12 CK	12	18	8	23 K
9	11	5	4	12 KK	39	31	25	45	3	2	3	2QCK	12	13	8	17 KK	18	22	20	20	12	12	13	11 CK
10	7	4	5	6QCC	24	15	17	23	29	28	34	23	17	13	19	11 K	22	17	21	19	5	8	7	6QCC
11	8	7	6	10 CC	9	7	9	7 CK	30	22	29	22	5	7	8	3QCC	10	14	17	7 CK	24	15	10	29 K
12	11	8	10	9 CC	14	5	2	17 KK	11	11	14	9 C	3	4	4	4QCC	7	8	7	9 CC	6	5	8	3 CK
13	24	16	10	30	21	20	22	20	29	22	22	28	4	6	4	6 CK	8	9	11	6 CC	4	3	4	3QCK
14	23	28	43	8	23	20	19	25	31	29	30	30	32	34	34	32	5	10	7	9 CC	26	32	20	38
15	11	10	8	13 CK	15	15	22	8	21	15	21	14	25	21	24	22	5	3	4	5QCC	30	49	44	36
16	16	11	17	10 K	6	6	8	4 CC	4	3	3	4QCK	10	11	12	9 CK	3	7	4	6QCC	27	19	26	21
17	6	3	5	5QCC	4	3	3	4QCC	38	38	13	63	11	18	9	20 K	12	17	10	20 K	6	7	6	8 CK
18	6	4	3	7QCC	8	6	4	10 CC	69	62	71	60	5	5	3	7 CK	15	18	16	18	5	6	6	5 CC
19	15	6	4	17 CK	9	5	8	7 CC	23	18	31	10	13	25	19	20 K	18	15	11	22	7	8	4	11 KK
20	19	10	22	7 K	24	9	3	30	11	6	8	9 CC	8	9	6	12 CK	9	9	8	10 CK	17	32	31	17
21	6	4	7	3QCC	39	27	28	37	9	8	9	9 CC	17	13	11	19 K	3	7	5	5QCC	10	8	7	11 KK
22	5	3	2	6QCC	26	30	30	26	5	5	7	3 CC	4	5	4	4QCK	6	5	5	6QCC	31	19	10	41
23	10	7	6	11 CC	12	16	16	12	3	3	3	3 CC	2	3	3	3QCC	23	25	15	33	29	32	42	19
24	5	3	4	5 CK	10	7	5	12 CK	3	5	4	4QCC	5	5	2	8 CK	28	13	12	29	8	14	12	10 CK
25	28	18	21	26	9	9	9	9 CC	4	5	4	5QCC	19	17	23	13	17	19	18	19	9	10	9	11 CC
26	28	29	39	19	13	6	9	9 CC	4	9	9	4 CC	10	18	11	18 K	2	2	2	2QCC	6	7	7	7 CC
27	13	14	8	19 KK	4	6	7	3 CC	4	3	3	4QCC	5	5	7	3 CK	6	6	2	9 K	7	7	4	10 C
28	5	7	9	3 CK	6	4	2	8QCC	6	4	2	8 CC	10	17	8	19 KK	28	33	43	19	32	43	53	23
29	20	17	4	34 K	4	5	6	2 CC	5	6	6	5 CC	27	28	20	35	13	14	11	17	10	14	13	12 CK
30	17	6	5	18 K	3	2	2	3QCC	15	12	6	22 K	6	9	10	5 CK	6	12	11	8 CK	6	5	5	7 CC
31	9	5	6	9 CK	7	7	4	10 CC					4	7	4	7QCC					11	11	13	9 CC
	17.2				14.6				14.7				15.8				16.9				12.3			
		13.7				11.3				12.3				16.3				16.9				14.1		
			15.5				13.0				13.5				16.0				16.9				13.2	

ANNUAL MEAN N 15.21 S 13.20 M 14.20

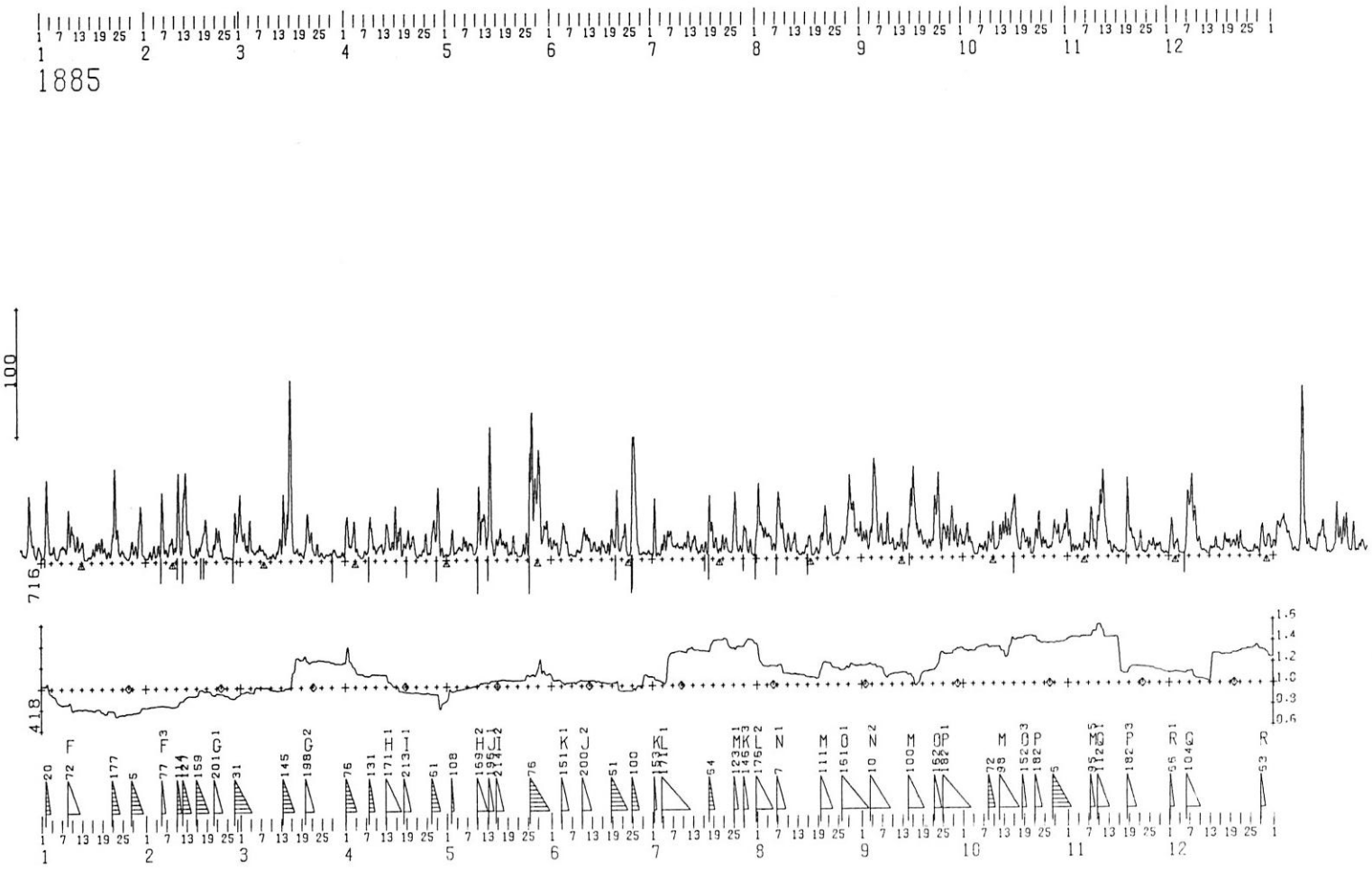
1885
100
716
418

JAN.

	N	S		M
1	4	4	3	5QCK
2	34	51	40	45
3	14	9	17	7 K
4	10	10	7	13 CC
5	2	3	4	2QCC
6	5	12	6	12 CC
7	10	14	13	12 CC
8	18	12	9	22
9	31	22	29	24
10	26	15	25	17
11	18	13	11	20
12	11	11	10	12 C
13	9	11	17	3 CC
14	3	3	2	3QCC
15	4	4	4	4QCC
16	7	10	12	5 CC
17	11	16	14	13 KK
18	19	12	12	19 K
19	9	11	8	12 CK
20	7	5	4	9 CC
21	12	6	5	14 KK
22	53	42	21	74
23	18	20	19	20
24	8	7	6	9 CK
25	6	7	7	5 CC
26	2	3	3	2QCC
27	12	8	5	16 CC
28	11	9	9	11 CC
29	17	8	9	16 K
30	26	34	35	25
31	3	5	5	3 CK

13.6 / 12.8 / 13.2

FEB.

	N	S		M
1	3	3	3	4QCC
2	7	4	9	2 CC
3	6	11	11	6 CC
4	9	10	5	14 KC
5	36	23	4	55
6	15	11	19	8 K
7	6	8	8	7 CC
8	18	15	14	20 K
9	9	9	6	12 C
10	41	45	29	57
11	13	8	10	12 C
12	52	73	54	71
13	26	22	25	23
14	6	7	9	4 CK
15	6	5	4	7 CC
16	12	7	8	12 CK
17	18	9	12	17
18	32	25	23	34
19	9	7	12	5 C
20	3	6	5	4QCC
21	16	18	14	20
22	24	19	23	21
23	6	8	10	4 CK
24	4	3	2	5QCC
25	4	3	3	4QCC
26	3	3	2	3QCK
27	21	32	25	28
28	29	40	23	47

15.5 / 15.5 / 15.5

MAR.

	N	S		M
1	24	21	29	16
2	20	12	23	9
3	17	23	8	32
4	10	8	10	9 C
5	9	4	5	8 CC
6	12	10	8	13 KC
7	9	8	9	9 CC
8	4	6	7	3 CC
9	3	3	2	4QCC
10	4	5	2	7 CC
11	5	4	2	7 CC
12	14	14	9	19 K
13	31	27	6	53
14	18	26	13	31
15	97	87	42	142
16	26	19	38	8
17	6	10	6	9 CC
18	7	6	6	8QCC
19	2	4	4	2QCC
20	24	26	13	37
21	29	14	22	22
22	11	8	12	7 CK
23	9	9	4	14 KC
24	6	4	4	7 CC
25	3	4	5	2 CC
26	4	5	5	4QCC
27	6	4	5	6 CC
28	8	7	7	8 CC
29	4	5	6	3 CC
30	4	3	4	4QCC
31	4	6	7	4 CK

13.9 / 12.6 / 13.3

APR.

	N	S		M
1	33	25	31	26
2	12	9	11	11 C
3	25	24	20	29
4	6	8	9	6 CK
5	2	4	4	2QCC
6	5	6	3	8QCC
7	8	5	5	8 CK
8	31	28	32	27
9	12	10	11	10 CK
10	11	6	7	11 CC
11	13	13	12	14 CC
12	8	9	5	12 C
13	27	21	29	20
14	15	8	10	14 CK
15	30	23	9	43
16	10	17	9	19
17	14	16	26	3
18	12	13	14	11 CK
19	17	17	13	22
20	18	10	9	19
21	11	11	16	7 CK
22	4	2	3	4QCC
23	7	3	4	7QCC
24	15	13	7	22 K
25	11	3	7	7 CK
26	16	14	7	23
27	30	17	32	15
28	36	46	50	32
29	8	6	6	8 CK
30	4	3	3	5QCC

15.1 / 13.0 / 14.0

MAY

	N	S		M
1	6	3	4	5QCK
2	18	17	11	25 K
3	6	4	4	6 CK
4	12	7	9	11 CC
5	12	8	9	11 CK
6	22	9	16	16 K
7	13	8	7	14 CC
8	10	11	11	10 CC
9	7	5	4	8QCK
10	41	28	27	43
11	28	33	30	30
12	24	18	33	9
13	71	46	20	97
14	32	12	33	11
15	12	8	4	17 KK
16	23	12	14	21
17	19	11	14	16
18	13	11	10	15 CC
19	6	5	4	6 CC
20	16	7	4	19 KK
21	8	3	5	6QCK
22	3	2	3	3QCC
23	12	5	4	13QCC
24	18	8	6	20 KK
25	58	30	4	84
26	84	63	116	31
27	64	45	65	44
28	75	62	87	49
29	17	17	13	21
30	33	24	25	31
31	19	9	11	18

25.2 / 17.1 / 21.2

JUNE

	N	S		M
1	15	7	9	14 CK
2	16	8	11	13 CC
3	8	3	3	9QCK
4	27	20	21	27
5	21	9	16	14
6	4	3	3	4QCC
7	5	2	4	4QCC
8	3	3	2	9 CC
9	9	4	7	7 CC
10	13	5	11	7 CC
11	20	14	15	20
12	13	10	18	6 KK
13	9	8	14	6 CC
14	8	3	3	23 KK
15	10	14	14	12 C
16	12	6	5	14 KK
17	23	12	14	21
18	24	20	18	27
19	12	5	14	3 KK
20	18	6	3	22 K
21	12	4	7	10 C
22	24	20	18	27
23	12	5	14	3 KK
24	18	6	3	22 K
25	16	7	4	19 KK
26	33	17	38	12
27	5	3	3	4 CC
28	7	3	6	5 CC
29	7	3	3	7QCC
30	6	3	4	5QCC

17.7 / 10.8 / 14.2

JULY

	N	S		M
1	35	18	7	46
2	5	2	2	5QC
3	9	5	3	11QCC
4	17	9	10	17 KK
5	20	15	13	23
6	22	14	20	16
7	13	7	10	11 CK
8	12	9	11	10 CC
9	12	7	10	10 CC
10	12	9	11	10 CC
11	18	13	12	20 K
12	13	6	9	11 CK
13	18	12	13	18 K
14	8	6	8	5 CK
15	9	7	5	12 CC
16	13	7	6	13 KK
17	28	14	4	37
18	33	19	25	28
19	13	12	9	17 K
20	11	4	8	7QCC
21	14	10	7	17 KC
22	16	9	9	16 CK
23	10	5	9	6QCC
24	8	5	6	8QC
25	42	39	38	43
26	10	6	8	7 C
27	13	6	9	10 CK
28	25	23	24	24
29	9	6	8	8 CK
30	9	6	12	4 CC
31	12	6	2	16 K

15.8 / 10.2 / 13.0

AUG.

	N	S		M
1	42	42	34	50
2	28	23	29	22
3	20	20	18	22
4	18	17	18	18
5	17	10	17	9 KK
6	13	10	10	14 K
7	54	36	43	47
8	28	21	23	25
9	7	7	10	5 C
10	17	15	21	11 K
11	12	8	6	13 CK
12	16	13	20	9 K
13	6	2	5	4QCC
14	4	3	3	5QCC
15	7	8	6	9 CC
16	13	20	17	17 K
17	3	3	3	3 CC
18	7	6	5	9 CC
19	5	6	4	8 CK
20	26	17	21	22
21	27	37	42	22
22	22	11	12	21
23	5	3	5	2QCK
24	4	3	3	4QCC
25	7	5	5	7QCC
26	21	12	17	16 K
27	30	14	14	31
28	54	40	38	56
29	41	42	43	40
30	25	19	21	24
31	22	24	18	28

19.3 / 16.1 / 17.7

SEP.

	N	S		M
1	15	17	13	20
2	17	15	17	16
3	17	13	10	20
4	66	44	31	79
5	54	30	58	26
6	27	16	17	27
7	13	12	12	12 C
8	22	24	11	36
9	14	9	12	12 C
10	11	11	16	6 CC
11	11	8	7	13QCC
12	18	12	9	21 K
13	19	21	22	19
14	14	10	10	14 CC
15	12	8	10	11QCC
16	61	52	66	47
17	23	24	29	19
18	19	21	22	19
19	14	10	10	14 CC
20	12	8	10	11QCC
21	13	12	11	14QCK
22	34	28	13	49
23	49	57	38	68
24	11	13	16	8 K
25	25	23	27	20
26	20	18	17	21
27	34	27	21	41
28	26	12	14	24
29	15	8	11	13QC
30	18	15	23	11

24.3 / 20.0 / 22.1

OCT.

	N	S		M
1	15	12	12	15 K
2	17	21	27	12
3	18	9	16	12 K
4	4	3	4	3QCC
5	6	5	2	9QCC
6	8	8	8	9QCC
7	8	9	8	9 CC
8	10	16	6	20 KK
9	23	16	13	27
10	10	5	10	6 CK
11	14	12	8	18 KK
12	25	21	21	26
13	24	24	20	29
14	23	20	19	25
15	38	26	25	39
16	35	40	48	27
17	7	13	14	7 C
18	17	18	15	21
19	13	14	15	12 K
20	13	12	10	15 KK
21	4	3	3	4QCK
22	15	18	12	22
23	21	30	30	22
24	15	11	10	16 K
25	7	13	11	9 CK
26	7	7	7	9QCC
27	17	13	9	22
28	20	23	23	20
29	17	19	26	11
30	18	16	12	22
31	37	22	21	38

16.4 / 15.5 / 15.9

NOV.

	N	S		M
1	17	16	16	18
2	4	10	5	9 CK
3	6	8	9	5 CC
4	5	10	8	8QCC
5	11	7	5	13 CC
6	13	14	15	13 C
7	18	20	7	31
8	25	20	34	12
9	20	13	9	25
10	46	35	28	53
11	55	55	54	56
12	16	21	24	13
13	9	10	13	6 CC
14	4	8	3	9 CC
15	4	8	7	5 CC
16	4	5	4	5QCC
17	4	4	4	4QCK
18	36	43	16	63
19	26	21	24	22
20	17	14	16	15
21	6	6	6	6QCC
22	11	16	9	18 KK
23	4	4	4	4 CK
24	6	4	4	6 CC
25	13	7	12	9 CC

13.4 / 14.0 / 13.7

DEC.

	N	S		M
1	18	23	10	30
2	10	10	11	9 C
3	10	11	11	10 CC
4	3	3	4	3QCC
5	3	4	2	5 CK
6	35	41	26	50
7	62	46	43	65
8	37	33	32	38
9	16	12	14	14
10	7	7	11	4 CC
11	4	6	6	4QCC
12	2	2	2	2QCC
13	8	3	6	6 CC
14	11	11	7	15 KC
15	5	8	6	7 CC
16	3	6	5	4 CC
17	10	14	10	14 KC
18	13	14	14	13 CK
19	6	10	7	9 CC
20	12	11	10	10 CK
21	9	11	14	5 KK
22	13	15	20	8 K
23	4	6	5	6 CC
24	3	4	4	4QCC
25	2	5	4	4QCC
26	2	10	8	5 CC
27	4	6	7	3 CC
28	16	25	15	26 K
29	7	9	9	7 C
30	7	26	16	17 K
31	4	10	6	8 CK

11.0 / 13.2 / 12.1

ANNUAL MEAN N 16.78 S 14.23 M 15.49

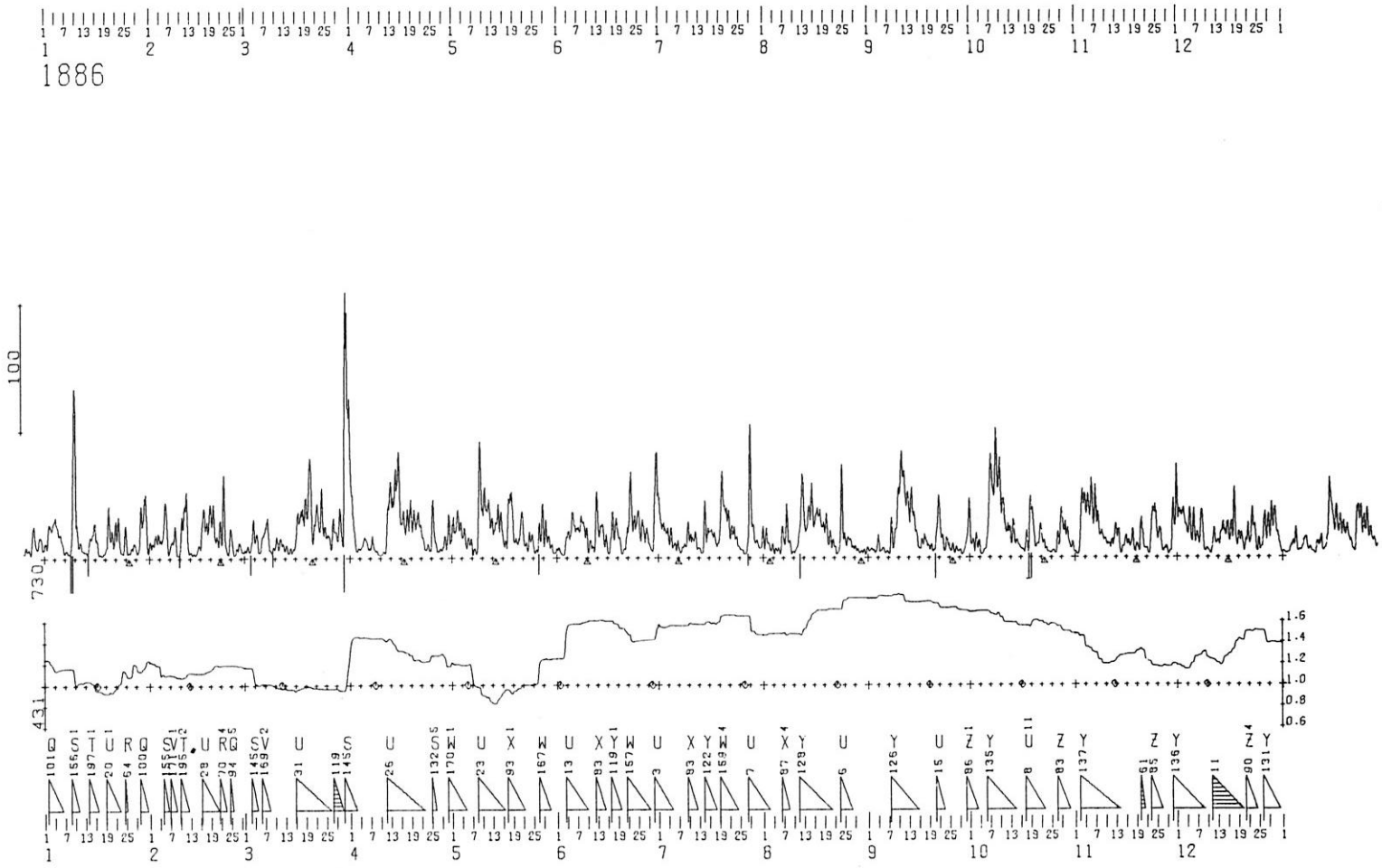
1886
100
730
431
1.6
1.4
1.2
1.0
0.8
0.6

	JAN.				FEB.				MAR.				APR.				MAY				JUNE			
	N	S		M	N	S		M	N	S		M	N	S		M	N	S		M	N	S		M
1	13	13	12	13 K	11	12	11	12 KK	7	7	5	10QCK	49	38	53	35	28	21	30	19	7	6	6	7QCC
2	22	28	27	23	13	16	11	19 K	7	7	6	8QCC	17	11	22	6	31	31	29	34	4	2	4	2QCC
3	26	30	25	30	12	17	12	17	18	24	15	27	6	6	5	7QCC	31	16	23	25	16	6	4	18QKK
4	26	25	28	24	18	14	16	16	7	25	15	18	12	9	10	11 CC	20	18	17	22	19	18	21	17
5	15	19	18	17	43	30	31	42	6	5	4	7QCK	18	13	18	13 C	14	9	8	16QK	33	25	24	34
6	7	8	11	4QCC	13	6	12	7 K	18	21	18	21	10	7	8	9 CC	17	9	11	15 KK	28	22	25	24
7	3	8	7	5 CC	12	12	13	12 CK	30	26	23	32	10	13	12	11 KC	6	5	3	8QCK	26	22	25	23
8	6	7	4	9 C	13	22	21	14 K	5	7	6	6 CK	6	7	6	7QCC	26	19	3	41	31	27	29	29
9	95	112	74	134	3	4	3	4QCK	6	8	6	7QCC	2	3	3	2QCC	76	54	92	37	24	19	19	25
10	18	24	24	18	20	27	25	23	12	14	15	11 KK	5	4	3	6QCC	38	52	48	42	14	4	4	14 KK
11	6	14	9	11 CK	54	41	42	53	10	15	11	14 CK	15	12	4	23 K	45	41	39	47	13	3	7	10QCK
12	4	7	7	5QCC	6	7	9	4 C	7	10	12	5 CC	47	52	40	59	29	27	23	32	40	27	16	50
13	4	6	6	4QCC	4	3	3	4QCC	9	6	11	4 CC	49	36	40	46	30	20	20	29	27	19	20	26
14	11	19	16	15	4	4	3	5QCC	6	6	7	6QCC	67	59	68	58	33	30	30	32	19	23	27	15
15	25	23	20	29	5	12	8	9 CK	9	7	7	9 CK	59	49	79	29	31	26	35	23	12	13	13	12 KK
16	8	13	16	6 KK	33	23	21	36	31	28	22	37	33	30	27	35	14	11	11	14 K	10	7	3	15 K
17	2	4	4	2QCC	31	21	28	25	31	33	31	33	35	23	19	39	31	30	18	43	27	26	36	17
18	4	4	4	4QCC	33	31	21	43	44	37	33	47	30	38	21	47	49	41	51	40	28	23	27	23
19	21	27	9	39	41	27	25	43	56	36	32	60	33	27	21	39	18	11	12	17	19	9	16	13
20	21	20	19	23	20	14	15	18	57	43	76	25	31	25	22	34	15	11	13	14 K	7	3	3	8QCC
21	19	16	8	28	18	21	9	31	21	25	19	28	27	27	26	27	35	29	29	35	23	10	7	25
22	22	25	14	33	43	33	10	65	37	34	44	27	18	10	16	12	14	10	12	12 C	66	31	29	68
23	6	7	8	4 CK	13	9	17	5 K	40	37	28	48	11	7	6	12 CC	17	10	5	21 KK	40	18	30	28
24	17	15	5	26 K	14	13	3	24 KK	22	20	18	24	7	5	5	7QC	17	13	13	17	36	27	28	35
25	6	6	7	5 CK	9	9	16	3 CK	18	17	17	19	38	26	45	19	6	6	5	7QCC	25	16	29	13
26	6	7	4	9 CC	5	7	4	9QCC	24	8	9	24	11	6	12	5 CK	23	10	4	29 K	27	25	31	21
27	10	12	12	9 CC	6	15	12	9 CC	26	18	23	21	6	7	7	6 CC	34	23	14	44	20	20	21	19
28	4	7	4	7 C	4	6	5	5QCC	21	19	13	27	18	8	9	18 KK	23	16	14	25	10	8	11	7 CK
29	27	32	34	25					25	22	35	12	16	12	7	22	16	13	16	13	37	19	5	50
30	48	42	39	51					167	142	144	165	27	15	27	15	8	7	10	6QCC	74	60	82	52
31	10	10	12	8 K					120	111	118	113					6	6	5	7QCC				
	16.5				17.9				29.0				23.7				25.2				25.3			
		19.0				16.3				26.4				19.4				20.1				17.9		
			17.7				17.1				27.6				21.6				22.6				21.6	

	JULY				AUG.				SEP.				OCT.				NOV.				DEC.			
	N	S		M	N	S		M	N	S		M	N	S		M	N	S		M	N	S		M
1	38	25	35	27	17	15	10	23 K	7	6	5	8 CC	13	12	12	14 CC	4	3	4	3QCC	37	30	33	34
2	24	25	25	24	11	10	11	10 CK	5	6	6	6QCC	18	10	10	18 K	27	28	10	45	41	33	34	40
3	24	19	19	24	10	7	5	12 CC	10	8	6	13 CC	12	10	8	14 KK	54	43	50	47	26	25	27	24
4	19	14	10	24	6	5	3	8 CC	12	5	12	6 KC	4	3	3	4QCC	44	41	39	46	31	28	24	35
5	11	11	10	13 CK	5	7	6	5 CC	5	9	8	6 CC	7	9	7	10QCK	54	41	40	55	26	26	13	39
6	11	8	5	14 CC	20	17	13	25 K	4	5	4	5 CC	53	39	22	69	54	30	26	58	20	14	12	22
7	5	6	6	6QCC	29	25	10	43	23	13	3	33 K	62	60	69	53	31	27	27	30	22	18	13	27
8	12	7	8	12QCC	15	13	13	15	15	11	7	19 K	84	70	64	89	20	19	18	22	18	26	35	9
9	20	18	10	29	4	5	3	6QCC	38	38	24	53	76	62	58	79	16	15	16	15	5	8	5	8 CC
10	12	17	17	13	5	7	4	9QCC	76	63	55	84	45	36	34	47	12	10	10	12QCK	4	4	5	3QCC
11	23	14	15	21	21	20	14	27	67	49	63	53	22	27	27	21	11	12	8	15 KK	15	19	9	24 K
12	12	6	10	8 CK	52	53	49	56	49	44	45	48	31	18	25	25	24	18	15	27	12	14	11	15QC
13	6	4	7	4QCK	26	24	25	24	49	34	27	56	21	19	11	29	20	19	16	24	15	17	11	22
14	26	28	12	41	35	34	40	29	32	30	32	29	12	14	13	13 C	8	5	4	9 CK	19	29	26	22
15	20	18	19	19	48	38	60	27	14	14	21	8	11	8	11	8 CC	11	16	8	18 KK	22	26	18	29
16	24	17	21	20	36	34	32	37	12	11	7	16 KC	7	6	8	5QCC	8	15	11	13 CK	22	18	13	28
17	20	16	20	16	35	33	34	34	13	14	12	16	13	16	10	19 K	18	16	11	24 K	35	37	16	56
18	12	8	8	12 C	26	25	24	27	15	7	14	9 CC	29	29	9	49	8	6	7	8 CK	14	14	15	13
19	52	50	33	69	25	26	26	26	7	10	6	11 CC	33	28	40	21	5	11	9	7 CK	22	16	17	21
20	46	31	40	37	17	15	10	23	7	8	6	9 CK	9	10	8	11 CK	24	25	27	22	6	13	12	7QCK
21	37	28	29	37	9	12	9	12 CK	48	29	27	50	17	22	12	27	10	6	8	8 CK	20	21	13	28
22	20	21	17	24	9	3	10	3QCC	20	22	23	19	16	14	15	15	4	6	6	4QCK	23	18	11	30
23	17	22	24	15	16	15	5	26	9	6	9	7 CK	4	9	8	4 CC	30	29	19	40	31	24	27	27
24	12	8	12	9 CC	49	32	66	15	16	12	15	13 K	3	5	4	4QCC	31	39	35	35	13	7	7	13 KK
25	7	6	7	6QCC	17	13	15	15	8	7	5	10QCC	5	7	6	6QCC	21	18	15	25	9	7	7	9QCK
26	4	3	3	4QCC	15	14	16	14	7	6	5	8QCC	13	11	4	21 KK	9	10	15	4 CK	25	31	20	37
27	52	34	12	75	11	6	11	7 CC	6	6	6	6QCC	23	25	11	37	8	10	8	10QCC	29	21	14	36
28	48	39	60	27	8	8	9	7 CC	5	4	6	3QCC	27	25	30	22	4	3	2	5QCC	31	29	16	44
29	13	14	16	12	5	4	4	5QCC	11	9	7	13 CK	24	17	18	25	24	29	6	47	34	34	27	40
30	9	12	13	8 CC	6	5	4	7QCC	37	30	20	47	10	9	10	8 C	56	41	27	71	19	18	19	18
31	20	11	9	23 K	5	7	3	9 CC					7	10	12	5 CC					5	7	8	4QCK
	21.1				19.1				20.9				22.9				21.6				21.0			
		17.5				17.2				17.2				20.6				19.7				20.3		
			19.3				18.1				19.0				21.7				20.7				20.6	

ANNUAL MEAN N 22.02 S 19.30 M 20.65

1887

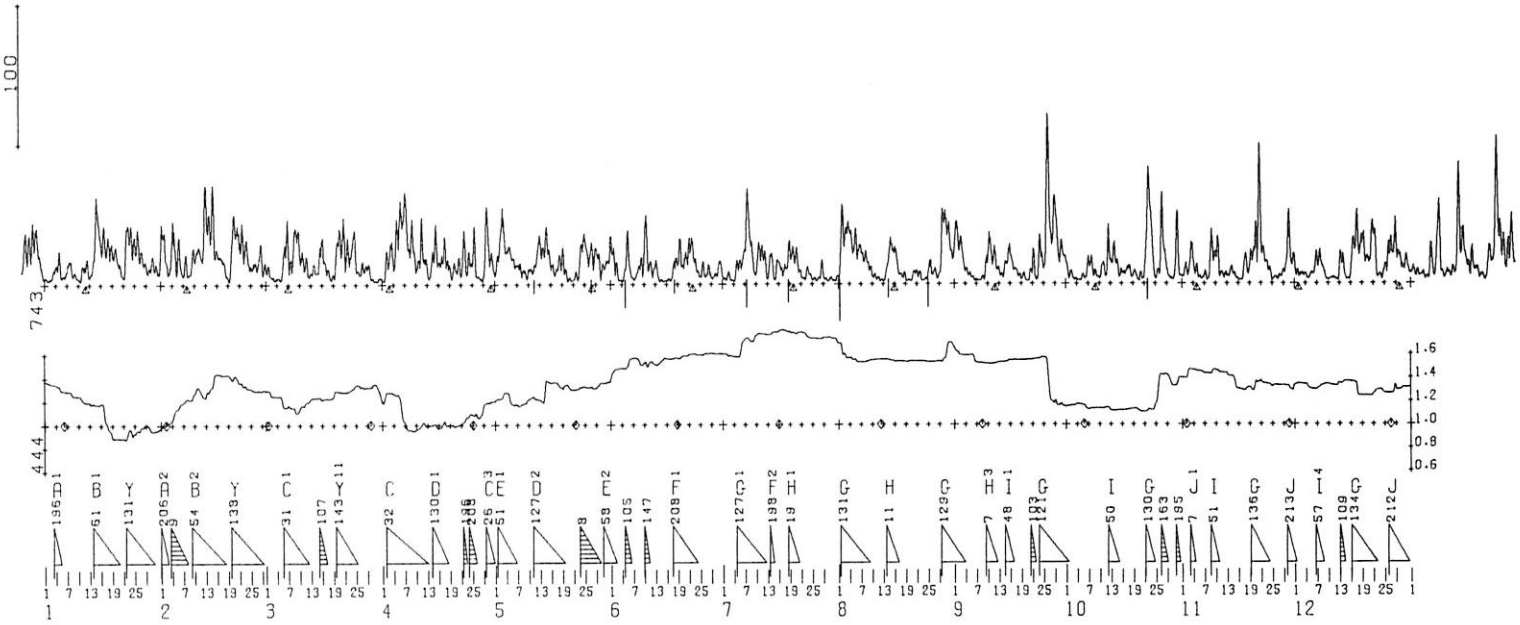

	JAN.				FEB.				MAR.				APR.				MAY				JUNE			
	N	S		M	N	S		M	N	S		M	N	S		M	N	S		M	N	S		M
1	3	5	4	4QCK	43	30	38	34	8	13	8	14 CC	6	4	3	8QCK	12	16	8	21	28	23	25	26
2	2	5	4	4QCC	13	15	17	12	5	6	6	5 CC	19	16	22	14	34	33	28	39	11	11	7	15 KK
3	6	13	9	10 CC	15	15	7	23	2	5	3	4QCC	18	30	28	20	24	46	48	22	4	3	3	4QCC
4	22	14	13	24 K	36	29	41	25	3	5	5	3 CC	34	25	12	47	27	24	23	27	8	3	2	9 CK
5	7	6	7	6 CK	20	20	6	34	16	12	5	23 K	46	39	26	60	18	22	22	19	20	33	26	26
6	7	8	5	10 CC	9	11	13	8QC	32	34	20	47	46	44	40	50	13	14	13	14 K	8	7	11	4 CK
7	8	21	14	15 K	9	19	9	20 K	12	13	7	18 K	43	45	61	27	15	13	12	16 K	5	3	3	6 CC
8	7	9	9	8 CC	5	8	6	7QCK	23	40	22	40	33	30	25	39	7	8	5	11 CK	15	7	9	14 CK
9	5	6	7	5QCC	16	24	14	26	30	36	30	36	20	23	26	18	8	6	8	6QCC	13	16	19	10
10	3	5	3	5QCC	16	25	19	22	14	23	14	23	14	15	11	18	13	8	10	11QCC	35	38	44	30
11	12	14	13	13 KK	22	21	24	19	15	14	11	19	20	38	31	26	14	8	9	14 KK	15	13	11	17
12	8	16	18	6 KK	41	51	22	71	7	6	6	7 CK	17	18	19	16	33	20	21	32	7	9	5	11 CK
13	4	14	7	11 CC	52	39	41	50	11	11	7	15 CC	7	4	5	6QCK	29	22	24	27	14	9	18	6 KK
14	36	45	18	63	57	43	29	71	8	8	8	8 CK	20	15	19	16	34	27	20	41	3	3	2	4QCC
15	40	36	43	33	31	21	27	25	28	24	22	31	33	23	43	13	20	20	25	16	3	2	2	3QCC
16	28	34	20	42	21	17	19	19	22	16	23	16	18	16	16	18	11	11	14	8 CK	4	3	3	4QCC
17	24	25	21	28	18	16	19	16Q	8	10	7	11 CC	24	21	15	31	10	9	9	10 CK	11	6	3	14 CC
18	28	24	25	27	7	7	9	5QCC	7	3	4	7QCC	15	15	16	15	16	16	21	10	18	12	11	19
19	23	22	20	25	14	8	2	20 K	18	10	4	25	10	6	7	9QCK	24	12	27	10 K	30	18	18	30
20	15	16	19	12	41	42	45	38	28	36	28	36	12	10	12	10 CK	5	3	4	4QCC	18	14	14	19
21	9	9	12	6QCC	41	33	37	37	33	33	26	39	8	16	16	9 KK	5	2	4	3QCC	24	18	18	24
22	21	24	5	40	28	32	23	37	25	23	15	34	30	18	10	39	6	8	4	9 CC	24	30	22	33
23	40	36	42	34	27	27	21	32	16	20	13	23	10	11	10	11 C	18	10	3	25	20	16	18	19
24	29	27	25	31	15	13	18	10	30	32	34	28	22	14	21	16	30	28	23	35	7	8	10	5 CK
25	37	24	21	39	13	11	10	15 CC	6	11	9	9 CK	13	38	27	25	21	26	26	21	12	9	5	16 KC
26	19	21	16	24	15	11	16	11QC	9	14	7	17 KK	6	5	5	5QCK	26	23	19	30	7	5	5	7 CK
27	14	17	15	17	25	20	18	28	10	13	9	14 CK	2	4	4	2QCC	21	15	10	26	13	8	14	8 KC
28	10	11	10	11 CC	8	14	7	16 C	10	11	13	8 CC	29	40	14	56	21	23	21	22	5	3	4	6QCC
29	13	16	9	20 K					2	5	4	3QCC	18	29	29	18	13	5	3	15QCK	12	5	8	10 CC
30	11	13	9	14 KK					2	3	3	2QCC	14	13	19	9 K	15	13	10	18	13	14	17	10 KC
31	12	12	9	15 K					4	5	5	4QCC					23	21	17	28				
	16.2				23.6				14.3				20.4				18.3				13.6			
		17.7				22.2				16.1				20.9				16.4				11.7		
			16.9				22.9				15.2				20.6				17.3				12.6	

	JULY				AUG.				SEP.				OCT.				NOV.				DEC.			
	N	S		M	N	S		M	N	S		M	N	S		M	N	S		M	N	S		M
1	3	4	4	4 CC	35	23	10	47	43	36	36	43	10	10	15	5 C	8	9	6	12 CC	10	8	9	9 CK
2	5	9	6	8 CC	52	27	42	38	29	28	23	34	5	10	9	6 CC	10	8	9	9 CK	6	7	5	8 CC
3	3	3	3	3QCC	37	39	37	39	15	18	22	11	3	3	3	3QCC	23	25	19	28	6	7	7	7 CC
4	11	9	3	17 KC	31	29	38	22	8	9	12	6 CC	3	3	3	3QCC	13	9	10	13 C	2	7	6	4QCC
5	15	11	9	17 K	33	30	31	33	7	6	8	5QCC	4	7	4	6 CC	5	6	6	6 CC	6	8	7	8 CC
6	20	18	14	24	31	19	25	26	4	3	4	3QCC	9	8	5	12 KK	4	3	3	4 CC	14	15	7	21 K
7	44	56	39	61	21	17	22	16	3	3	3	3QCC	18	15	16	17 K	4	8	10	3QCC	21	15	12	24
8	39	27	35	31	24	15	24	15	4	5	3	6QCC	12	6	8	10 CK	23	18	5	36	14	12	15	11 C
9	10	9	12	6 C	9	11	9	11 CC	14	11	5	20 K	5	5	5	5 CC	26	17	20	22	4	5	5	4 CC
10	25	18	16	28	5	6	4	7 CC	30	28	25	33	8	10	5	14 CK	18	26	19	26	3	4	3	4QCC
11	20	23	22	21	4	4	3	5QCC	26	14	13	27	9	10	14	6 K	6	9	7	8 CK	4	4	4	4QCC
12	12	17	24	4	4	2	2	4QCC	15	9	14	11 C	23	32	37	18	5	7	4	9 CC	2	4	4	3 CK
13	13	14	6	22 KK	11	3	2	11 CC	7	8	8	8 CC	25	18	15	29	5	7	5	7 CC	17	22	24	16
14	14	9	20	4 KK	27	17	16	29	10	11	5	17 CC	21	14	17	18	10	10	13	7 CC	11	7	13	5 KK
15	13	10	6	18 KK	28	23	28	22	21	19	15	26	10	6	5	11 CC	3	6	4	4QCC	4	3	4	4QCK
16	14	11	14	12 KK	17	23	24	16	18	15	21	12	5	8	7	7 CC	2	3	2	3QCC	27	24	18	33
17	11	8	7	12 CC	5	8	6	8 CC	10	10	12	9 CC	10	13	10	13 CC	12	15	7	19 KK	41	38	26	53
18	23	17	12	29	6	7	5	8 CC	5	7	5	7 CC	7	8	10	5 CC	14	7	13	8 K	29	24	20	32
19	29	16	17	27	4	2	2	4QCC	5	6	3	8 CC	7	9	9	8 CC	16	18	19	16	27	29	34	23
20	20	20	14	26	5	3	2	5QCC	3	2	3	2QCC	6	3	3	6QCC	40	30	26	44	17	18	18	18
21	12	10	12	10 KK	12	7	10	10 CC	4	10	6	9 CK	5	5	5	4QCK	76	52	33	95	31	30	17	45
22	5	4	4	5QCC	6	7	4	9 CC	15	15	24	6 K	34	48	19	63	25	24	22	26	31	27	37	21
23	10	7	4	13 CC	4	2	3	3QCC	15	15	3	27	59	62	73	48	15	15	15	16	6	6	4	8 CK
24	6	6	7	6 CC	4	3	4	3 CC	20	19	21	18	15	12	21	6 K	10	8	9	8 CC	7	6	4	9QCC
25	4	4	3	5 CC	18	10	12	17 K	51	40	14	76	5	10	5	10 CK	4	4	3	5QCC	13	16	15	14
26	5	3	3	5QCC	12	5	6	11 CK	76	73	108	40	42	41	22	61	4	3	4	3QCC	35	23	24	34
27	13	8	8	13 KC	7	4	6	6 CC	61	31	29	63	25	17	26	16	6	7	6	7 CC	32	25	22	36
28	5	3	4	4QCC	33	31	10	54	45	35	50	29	6	6	6	6 CC	9	13	8	14 C	29	20	26	23
29	4	3	2	5QCC	51	39	43	47	24	22	15	32	4	4	4	4QCC	38	39	40	37	16	17	18	14
30	4	3	3	3 CC	35	37	40	31	25	16	22	20	40	27	15	53	22	14	15	21	19	13	10	21
31	6	3	2	6 CC	26	18	24	20					6	7	8	6 C					10	9	12	8 CK
	13.4				19.2				20.4				14.2				15.1				15.9			
		11.7				15.2				17.5				14.0				14.0				14.6		
			12.5				17.2				18.9				14.1				14.6				15.2	

ANNUAL MEAN N 17.05 S 16.00 M 16.50

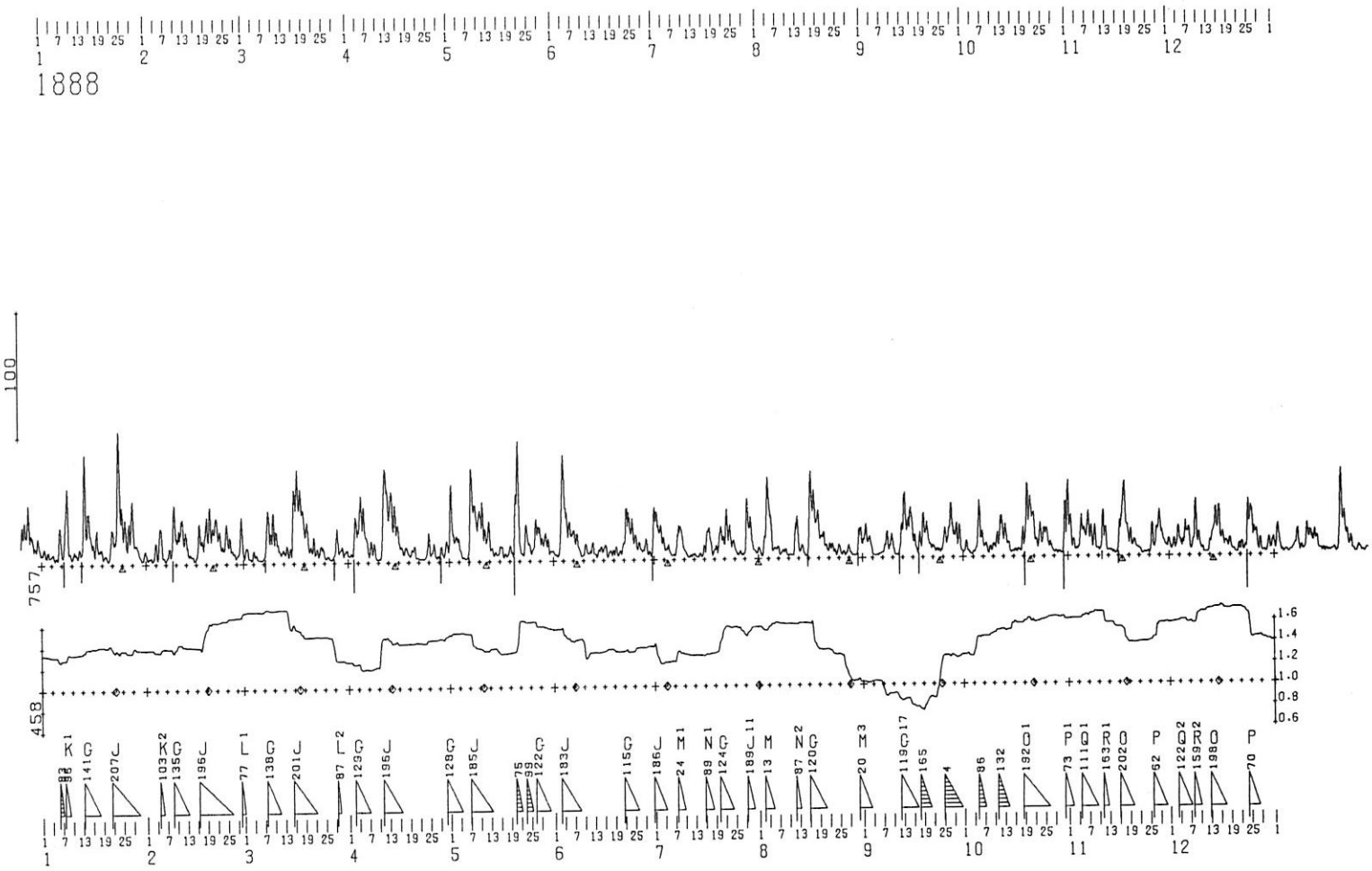
1888
100
757
458
1.6
1.4
1.2
1.0
0.8
0.6

JAN.

	N	S	M
1	11	10	8 13 CC
2	9	7	5 10 CC
3	5	6	6 7QCC
4	4	7	7 4 CC
5	3	6	6 4QCK
6	13	30	29 14 K
7	10	15	6 20 K
8	40	47	45 42
9	4	11	9 5 C
10	6	9	4 11QCC
11	4	7	8 4 CC
12	8	12	12 7 CK
13	58	53	24 87
14	33	28	21 40
15	21	19	23 18
16	10	12	17 6 K
17	18	19	25 13 K
18	12	11	11 12 CC
19	5	5	4 7 CC
20	3	5	6 2QCC
21	16	17	6 27
22	18	18	20 17
23	81	52	27 106
24	51	40	46 45
25	27	26	19 34
26	22	18	12 29
27	31	30	17 45
28	22	17	25 15
29	13	11	14 10 CC
30	3	5	6 2QCC
31	8	6	4 11 CC

18.3
18.1
18.2

FEB.

	N	S	M
1	4	5	5 4QCC
2	2	5	4 3QCC
3	9	11	4 17 KC
4	13	7	5 14 K
5	17	22	27 12
6	2	5	5 2QCC
7	6	10	4 12 KC
8	11	8	6 14 C
9	28	40	47 22
10	21	21	16 26
11	32	30	27 35
12	22	15	15 23
13	5	14	13 6 CK
14	5	8	7 6 CC
15	3	3	3 3QCC
16	19	20	7 32
17	19	14	16 18
18	24	24	19 29
19	36	24	20 40
20	29	22	24 27
21	35	25	23 36
22	31	17	24 25
23	14	11	12 14 C
24	23	15	10 28
25	23	14	16 22
26	10	9	9 10 CK
27	5	6	8 4QCC
28	8	9	7 10 C
29	24	26	37 13

16.5
15.2
15.9

MAR.

	N	S	M
1	7	9	4 13 CC
2	8	7	10 4 CC
3	6	3	2 7QCC
4	9	5	7 7 CC
5	3	3	3 3QCC
6	4	2	2 4QCC
7	18	12	5 24
8	27	29	40 16
9	35	27	21 40
10	18	19	15 23
11	11	11	14 8 CK
12	9	9	7 11 CC
13	12	10	7 14 CC
14	9	7	5 11 CC
15	33	30	5 58
16	59	57	42 74
17	49	47	42 54
18	40	34	40 34
19	25	27	22 30
20	15	9	13 11 C
21	15	15	9 21 K
22	9	9	6 12 CK
23	10	7	4 13 CC
24	11	9	10 10 CC
25	3	4	4 3QCC
26	4	4	5 3QCC
27	4	4	3 6 CK
28	15	21	13 24 K
29	9	8	7 10 CK
30	9	7	12 5 CC
31	8	9	8 9 CC

15.9
14.6
15.2

APR.

	N	S	M
1	7	4	6 6QCC
2	16	9	5 20 K
3	35	24	34 25
4	39	44	38 45
5	27	32	33 26
6	19	15	20 15
7	10	11	4 18 KK
8	13	8	6 15 CK
9	4	3	4 2 CC
10	4	3	3 4QCK
11	51	59	36 74
12	51	51	55 47
13	48	47	42 53
14	32	37	24 45
15	25	25	24 26
16	14	12	14 12 C
17	10	6	7 10 CC
18	10	8	12 7 CC
19	7	5	4 8 CC
20	16	12	6 22 K
21	10	6	8 8 CK
22	8	11	11 9 KC
23	5	3	3 5 CC
24	8	8	4 12 KC
25	9	6	5 10 CK
26	13	11	16 8 C

17.0
15.9
16.4

MAY

	N	S	M
1	38	46	49 35
2	22	16	22 16
3	20	17	19 19
4	7	7	9 5 CK
5	2	3	4 2QCC
6	5	4	2 7QC
7	47	68	51 64
8	38	41	42 37
9	34	30	27 37
10	37	44	34 47
11	18	20	17 22
12	24	27	19 32
13	9	11	9 11 C
14	6	6	4 8QCC
15	6	5	5 6QCC
16	12	11	12 12 KC
17	4	5	3 6 CC
18	8	4	4 8 CC
19	11	8	11 8 CC
20	32	28	7 53
21	67	57	87 37
22	6	6	7 5 C
23	22	13	6 29
24	17	14	17 13
25	11	5	7 10QCC
26	26	19	12 33
27	30	25	27 27
28	12	14	13 14 K
29	18	18	17 19
30	11	13	18 5 KK
31	9	7	8 8 CC

19.6
19.1
19.3

JUNE

	N	S	M
1	5	6	7 4QCC
2	6	5	3 8 CK
3	58	60	34 84
4	35	46	42 39
5	25	25	18 31
6	24	22	21 24
7	25	15	19 21
8	11	10	12 9 CK
9	4	3	4 4QCC
10	12	9	7 14 CC
11	7	5	5 6QCC
12	11	10	6 15 KC
13	6	3	5 4 CC
14	8	6	6 9 CC
15	10	8	11 7 CC
16	10	10	10 10 CC
17	5	5	3 7QCC
18	8	6	6 9 CC
19	8	6	6 8QCC
20	6	5	3 8 CC
21	12	6	5 13 CC
22	31	25	17 40
23	33	29	38 23
24	22	28	19
25	15	16	20 11
26	9	14	12 12 CC
27	10	6	8 8 CC
28	13	13	10 16 KC
29	5	6	4 7 CC
30	23	15	3 34

15.4
13.8
14.5

JULY

	N	S	M
1	33	34	30 37
2	24	25	23 26
3	19	14	15 19
4	6	9	8 8 CK
5	9	8	13 5 CC
6	4	4	4 4QCC
7	9	6	3 12 CK
8	33	21	27 27
9	12	15	19 9
10	5	6	6 5 CC
11	4	2	2 4 CC
12	4	4	2 5QCC
13	4	3	4 2QCC
14	4	3	2 5 CC
15	9	6	2 12 CC
16	21	8	6 23
17	20	20	25 15
18	7	5	5 7 CC
19	7	10	8 9 CK
20	27	16	16 27
21	12	16	15 13
22	27	29	30 25
23	19	19	22 17
24	12	15	14 13 CK
25	5	6	7 3 CC
26	5	6	5 6QCC
27	4	4	3 5QCK
28	40	25	22 43
29	23	28	24 27
30	11	9	13 7 CK
31	6	5	6 6 CC

13.6
12.3
12.9

AUG.

	N	S	M
1	6	8	9 5 CC
2	12	8	3 18 KK
3	54	34	28 60
4	34	34	38 29
5	9	6	6 9 CK
6	10	8	9 10 CC
7	5	3	5 4 CC
8	12	15	22 7 K
9	9	20	11 18 K
10	6	5	7 3 CK
11	2	3	3 2QCC
12	20	27	24 24
13	40	41	50 31
14	25	27	28 24
15	33	34	40 26
16	11	17	19 10
17	15	7	5 17 KK
18	23	11	11 22
19	31	19	28 23
20	21	14	22 14
21	11	8	10 10 CC
22	7	7	9 5 CC
23	7	6	7 7QCC
24	7	7	5 9 CK
25	12	24	18 18
26	20	19	16 24
27	34	36	43 27
28	26	19	19 27
29	19	17	10 26
30	6	6	6 6 CK

14.3
13.1
13.7

SEP.

	N	S	M
1	28	14	16 26
2	17	14	14 16
3	11	10	13 8 KK
4	2	3	3 2QCC
5	2	3	3 2QCC
6	4	4	4 4QCC
7	9	8	6 11 CK
8	12	15	22 7 K
9	9	20	11 18 K
10	6	5	7 3 CK
11	2	3	3 2QCC
12	18	22	14 27
13	4	4	3 6 CK
14	21	13	24 K
15	9	8	7 10 CK
16	9	6	5 10 CK
17	13	11	16 8 C

15.5
14.6
15.1

OCT.

	N	S	M
1	9	7	4 13 CK
2	6	6	6 6 CC
3	3	3	3 3QCC
4	7	5	5 8 CK
5	27	32	21 39
6	18	17	19 17
7	10	10	9 12 CC
8	7	5	5 8 CC
9	9	6	6 10 CC
10	14	9	9 15 KK
11	17	13	13 17
12	22	31	33 20
13	16	23	21 19
14	8	12	12 8 CK
15	4	6	4 6QCC
16	4	6	5 4QCC
17	5	8	7 6 CC
18	11	6	24 K
19	41	32	14 59
20	44	33	29 48
21	35	31	31 36
22	11	16	13 14
23	20	18	11 27
24	21	13	11 22
25	20	20	18 21
26	13	11	11 13 KK
27	4	7	6 4 CC
28	4	4	4 4QCC
29	4	4	4 4QCC
30	9	10	3 17 K
31	54	38	42 51

15.6
14.4
15.0

NOV.

	N	S	M
1	30	27	24 33
2	8	13	8 14 C
3	5	8	6 7 CC
4	17	18	8 28
5	21	23	22 23
6	27	22	16 33
7	28	18	21 26
8	18	14	8 25
9	6	9	9 7 CK
10	5	8	5 8 CK
11	25	30	34 21
12	8	11	14 5 KK
13	4	6	5 5QCC
14	2	4	3 4QCC
15	4	6	3 8 CK
16	27	33	29 31
17	60	47	51 56
18	19	26	25 20
19	10	21	15 17
20	11	12	9 13 CK
21	6	9	8 8 CC
22	4	6	6 3QCC
23	2	3	2 4QCC
24	2	5	3 4QCC
25	12	14	3 23 KK
26	11	12	11 11 K
27	20	27	22 25
28	27	24	29 21
29	8	14	13 10 CK
30	10	12	8 14 CC

14.6
16.1
15.3

DEC.

	N	S	M
1	7	8	9 7 CC
2	5	16	15 7 CC
3	13	22	13 23
4	9	13	14 8 C
5	20	18	11 28
6	22	21	19 23
7	6	8	6 9 CK
8	30	29	14 45
9	15	16	12 20
10	5	10	8 8 CK
11	3	3	3 4QCC
12	7	6	3 10 CC
13	11	20	
14	33	28	24 37
15	32	33	24 40
16	19	14	14 20
17	10	12	9 13 CK
18	15	8	9 14 CC
19	5	8	8 5 CC
20	4	4	5 3QCC
21	44	38	45 37
22	21	33	38 16
23	21	19	18 21
24	12	8	6 14 KK
25	4	5	6 4QCK
26	3	5	4 4 CC
27	5	17	13 10 CC
28	9	13	7 15 CC

13.2
14.9
14.0

ANNUAL MEAN N 15.79 S 15.17 M 15.47

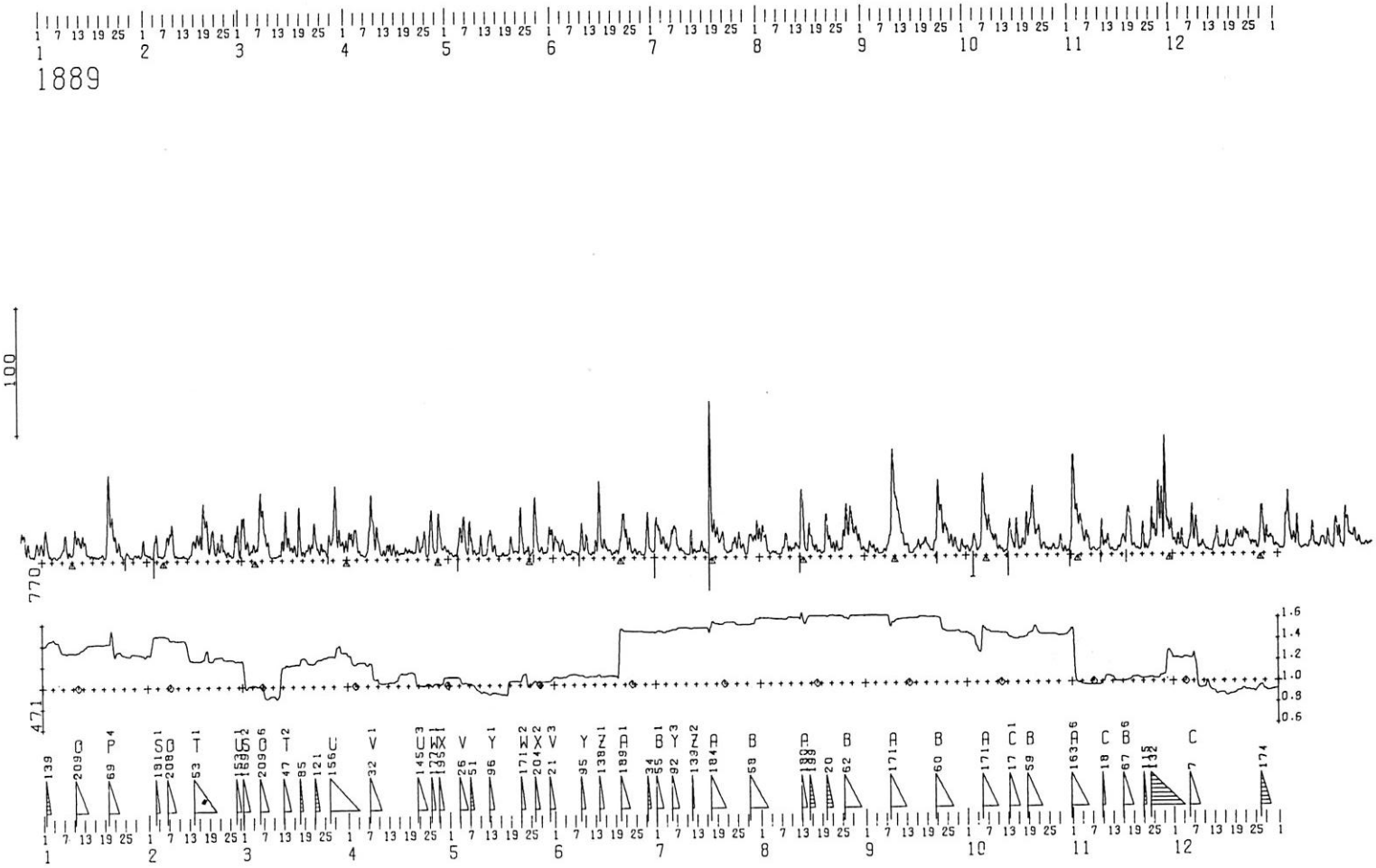
1889
100
770
471
1.6
1.4
1.2
1.0
0.8
0.6

JAN.

	N	S	M
1	13	13	7 20 KK
2	14	14	19 9 K
3	2	5	5 2QCC
4	3	5	4 4 CC
5	4	3	2 4 CC
6	4	8	4 8 CC
7	14	17	11 20 K
8	5	10	10 5 CK
9	5	6	7 5 CC
10	14	21	9 26 K
11	13	20	14 19
12	18	14	14 18
13	11	17	13 15 K
14	3	7	5 6 CC
15	4	5	3 6 CC
16	2	6	4 4QCC
17	3	4	4 4QCC
18	5	5	4 6QCC
19	2	3	2 4 CK
20	42	48	22 68
21	33	30	27 35
22	16	17	17 17
23	9	13	7 15 KK
24	2	6	5 3 CC
25	5	3	2 6 CC
26	5	6	6 4 CC
27	2	3	4 2QCC
28	4	6	5 5 CC
29	4	4	5 4 CC
30	9	10	4 16 KK
31	5	6	6 6 CK

8.8 10.8 9.8

FEB.

	N	S	M
1	5	4	5 5 CC
2	2	2	2 2QCC
3	18	17	14 22 K
4	3	5	4 4 CK
5	4	3	4 4 CC
6	8	12	5 15 CK
7	20	19	17 22
8	19	22	22 19
9	3	4	3 4QCK
10	4	3	4 4QCC
11	3	4	3 4QCC
12	3	3	4 2QCC
13	3	4	2 5 CC
14	9	16	8 16 KK
15	15	15	11 20
16	17	17	13 21
17	28	27	9 45
18	31	27	26 32
19	12	7	7 13 C
20	18	18	23 13 K
21	10	6	5 12 CC
22	9	8	7 10 CK
23	20	9	19 10 K
24	6	5	5 7 CC
25	6	4	4 5 CC
26	6	7	3 9 CK
27	26	20	17 29
28	12	10	6 16 K

11.3 10.7 11.0

MAR.

	N	S	M
1	33	24	25 31
2	10	13	9 14 K
3	6	5	4 8QCC
4	7	11	8 11 KC
5	7	11	8 10 C
6	38	40	41 37
7	34	28	40 22
8	18	9	12 15 KK
9	3	3	4 2QCC
10	2	3	2 3QCC
11	4	3	4 4QCC
12	10	8	5 14 KK
13	20	14	7 28
14	22	18	23 18
15	8	10	8 11 CK
16	8	10	7 11 CC
17	22	14	3 33
18	12	10	19 4 K
19	8	4	7 5QCC
20	10	10	8 13 CC
21	12	11	4 21 KK
22	16	12	12 17
23	41	44	35 50
24	20	17	13 25
25	11	14	11 15 C
26	12	9	6 16 CK

14.4 13.4 13.9

APR.

	N	S	M
1	13	16	7 23
2	16	14	20 11
3	7	7	7 8 CK
4	3	3	4 4QCC
5	4	3	2 5QCC
6	16	17	10 23
7	42	39	51 30
8	18	21	13 27
9	12	11	15 9 CK
10	6	4	4 7QCC
11	8	6	3 10 CC
12	9	10	7 13 CC
13	7	7	4 10 CC
14	9	4	6 6QCC
15	6	7	7 7 CC
16	7	5	8 4 CC
17	15	19	26 8
18	30	22	34 18
19	10	7	7 10 CK
20	7	8	9 7 CC
21	15	7	5 17 KC
22	12	7	13 6 CC
23	16	12	10 18 K
24	12	3	14 2 KK
25	21	20	6 35
26	37	33	30 40
27	10	10	14 6 C
28	6	8	7 8 CC
29	4	6	5 4 CC
30	16	12	6 22 K
31	20	17	19 19

12.6 10.6 11.6

MAY

	N	S	M
1	6	4	5 6 CK
2	5	2	3 4QCC
3	6	4	2 8 CC
4	19	20	19 21
5	22	30	25 26
6	4	6	7 4 C
7	22	24	29 18 K
8	6	6	4 8QCC
9	5	3	3 5 CC
10	13	10	9 15 KC
11	3	3	3 3QCC
12	8	10	4 15 CK
13	21	16	19 19
14	11	6	5 11 CK
15	2	3	2 3QCC
16	3	2	2 3QCC
17	5	3	5 3 CC
18	4	3	3 4 CC
19	11	15	15 11 KC
20	7	3	4 7 CC
21	6	5	6 5 CK
22	27	29	36 20
23	6	5	6 5 CK
24	7	7	5 9 CC
25	5	3	2 5 CK
26	5	5	5 5 CC
27	10	10	14 6 C
28	6	8	7 8 CC
29	4	6	5 4 CC
30	16	12	6 22 K
31	20	17	19 19

10.5 9.9 10.2

JUNE

	N	S	M
1	13	14	12 15 K
2	11	10	12 9 CC
3	12	11	8 16 KK
4	4	5	5 4 CC
5	4	2	3 4QCC
6	6	4	3 6 CC
7	5	4	5 4QCC
8	6	3	3 6 CK
9	4	3	3 4QCC
10	19	18	25 12 K
11	11	13	8 17 KK
12	6	4	6 4 CK
13	4	4	3 5QCC
14	8	5	7 7 CC
15	4	4	3 11 KK
16	8	6	3 16 CK
17	25	29	23 30
18	23	17	23 17
19	9	13	12 10 CC
20	7	4	5 6 CC
21	5	3	7 2 CC
22	5	5	5 5 CC
23	21	16	12 26
24	11	14	19 6 K
25	9	9	7 11 CC
26	11	7	10 8 C
27	15	7	14 8 KK
28	6	5	7 7 CC
29	11	6	5 11 CK
30	8	3	4 6 CC
31	35	42	31 46

9.6 9.2 9.9

JULY

	N	S	M
1	26	28	30 24
2	19	15	22 13
3	11	18	13 16 K
4	6	9	7 8 CC
5	14	10	9 16 KK
6	23	18	19 23
7	17	15	23 9
8	7	6	5 8 CC
9	3	6	6 3QCC
10	2	3	3 2QCC
11	15	11	3 23 KK
12	5	5	3 7QCK
13	4	5	4 6 CC
14	11	7	4 13 CC
15	8	4	4 7 CC
16	4	3	3 4QC
17	73	70	100 43
18	20	25	23 22
19	18	18	19 18
20	17	13	12 18
21	16	7	18 6 KK
22	5	3	4 4QCC
23	7	6	6 7 CC
24	15	12	11 17 KK
25	15	11	6 20 KK
26	14	5	10 9 CK
27	7	4	8 3 CC
28	9	7	3 14 CK
29	19	15	19 16
30	13	16	14 16
31	23	18	26 16

14.4 12.7 13.5

AUG.

	N	S	M
1	28	14	17 25
2	20	14	15 19
3	2	5	4 3 CC
4	4	4	4 4QCC
5	4	5	3 5QCC
6	3	2	2 3QCC
7	3	3	2 8 CC
8	13	15	10 18 K
9	10	6	8 8 CK
10	7	4	4 8 CC
11	8	10	7 11 CC
12	9	6	8 7 C
13	46	46	50 42
14	6	6	9 4 C
15	14	20	16 18
16	14	12	17 9 KK
17	6	8	5 9 CC
18	4	5	4 6QCC
19	4	3	2 4QCC
20	18	30	14 34
21	13	15	13 15
22	11	8	7 12 CK
23	8	8	4 13 CC
24	6	5	4 7 CC
25	14	12	5 21 K

12.5 12.7 12.6

SEP.

	N	S	M
1	5	3	4 4 CC
2	8	9	8 9 CC
3	7	8	6 10 CC
4	4	5	3 6 CC
5	3	2	2 3QCC
6	6	3	4 7 CC
7	8	5	4 10 CC
8	18	20	16 23
9	65	77	77 66
10	43	39	45 37
11	31	20	31 21
12	15	12	18 8 K
13	10	9	10 9 CC
14	2	3	2 3QCC
15	5	4	3 6QCC
16	8	9	8 11 CC
17	10	7	8 10 CC
18	12	10	9 13 CC
19	8	11	10 9 CC
20	6	5	6 5QCC
21	45	38	26 58
22	35	40	35 40
23	19	25	18 27
24	17	16	20 14
25	11	15	12 14 KK
26	11	11	8 14 KK
27	6	4	7 4QCC
28	6	11	4 14 CC
29	3	8	7 5 CC

14.5 14.6 14.6

OCT.

	N	S	M
1	5	8	9 5 CC
2	6	6	4 8 CK
3	13	16	18 11 K
4	5	6	4 7 CC
5	33	25	11 47
6	48	38	53 33
7	28	24	20 32
8	17	14	18 13
9	17	14	15 16 K
10	21	21	15 19 10
11	3	7	4 5QCC
12	2	4	3 4QCC
13	12	21	8 26
14	13	15	19 10
15	21	13	5 29
16	7	10	11 6 CK
17	6	13	5 14 KC
18	27	15	9 34
19	21	21	15 28
20	37	46	38 45
21	25	17	24 19
22	17	20	22 14
23	6	8	4 10 CK
24	9	5	8 7QCC
25	3	6	4 5 CC
26	6	8	7 8 CC
27	3	6	4 5 CC
28	13	10	6 17 KC
29	5	4	6 3QCC
30	5	5	7 3QCC
31	7	7	4 11 C

13.7 13.4 13.6

NOV.

	N	S	M
1	66	56	43 79
2	44	31	35 40
3	26	30	23 32
4	15	17	20 12
5	11	19	18 13
6	10	6	12 4 KK
7	4	6	5 5 CC
8	4	3	3 4QCC
9	10	13	4 19 KK
10	16	10	16 10 KK
11	13	11	8 17 KK
12	4	5	6 4 CC
13	30	29	22 37
14	23	22	30 16
15	7	9	7 9 CK
16	5	4	5 5QCC
17	11	14	15 10 C
18	30	29	22 37
19	23	22	30 16
20	7	9	7 9 CK
21	5	5	4 6 CK
22	10	20	26 4 K
23	5	7	7 5QCC
24	24	19	11 32
25	17	24	19 22

18.6 18.3 18.5

DEC.

	N	S	M
1	9	14	11 12 CC
2	10	14	7 18 KK
3	13	14	7 21 K
4	3	6	5 5 CK
5	8	6	4 11QCC
6	19	34	13 40
7	21	16	12 26
8	11	14	19 6 K
9	9	9	7 11 CC
10	3	8	7 4QCC
11	3	5	5 3QCC
12	4	3	3 4QCC
13	11	14	9 16 KK
14	4	8	6 6 KK
15	4	8	6 6 CC
16	6	12	5 14 KK
17	9	10	13 6 CK
18	4	7	5 7QCC
19	12	15	10 17 KK
20	14	15	14 16
21	15	15	17 13
22	16	19	18 18
23	12	15	17 10 KK
24	7	10	6 11 CC
25	10	10	7 CC
26	14	11	5 20 K
27	25	38	39 25
28	12	17	7 23
29	15	14	14 15
30	11	10	12 9 CC
31	4	9	7 7 CC

10.3 13.2 11.8

ANNUAL MEAN N 12.70 S 12.47 M 12.57

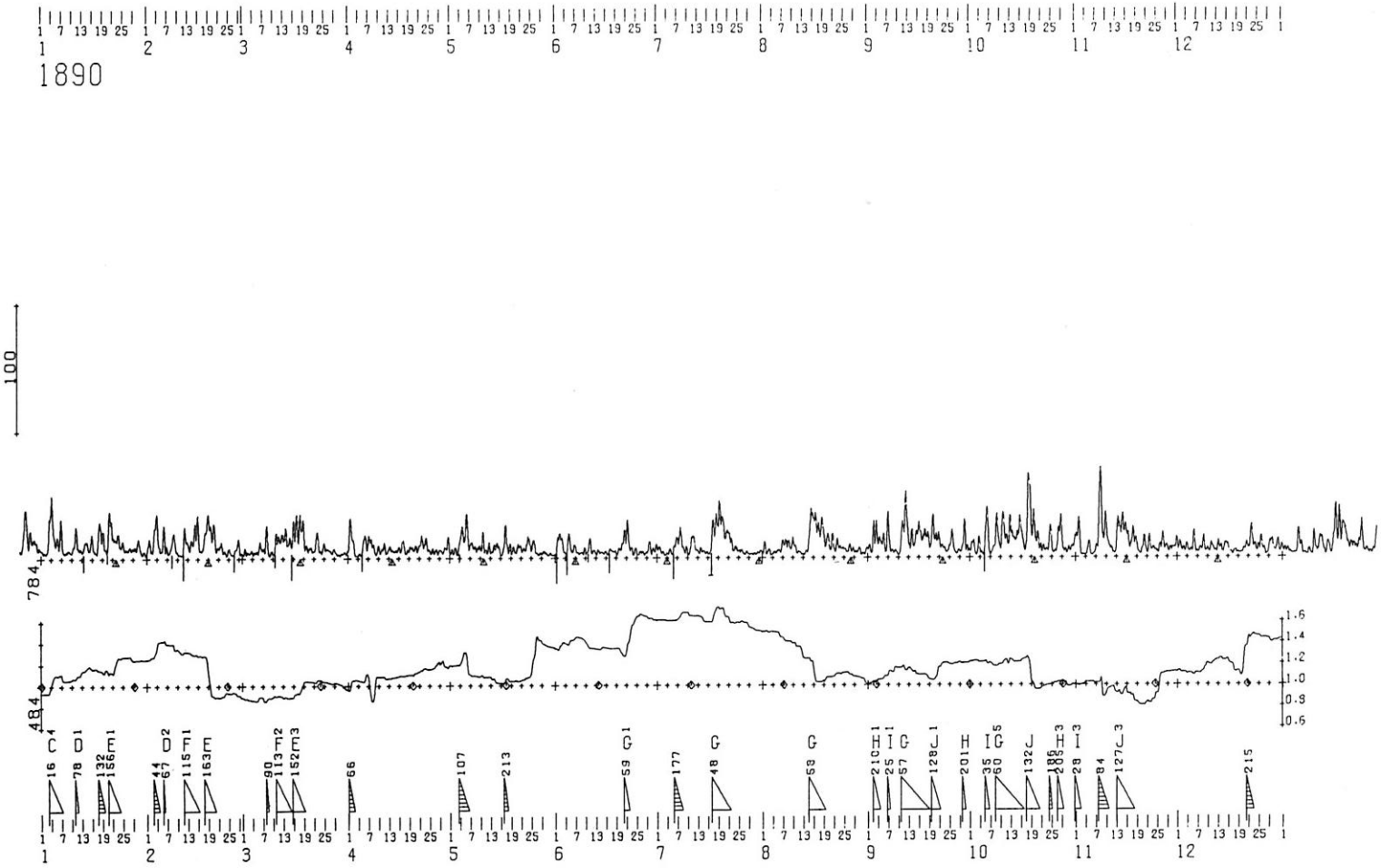
1890
100
784
484
1.6
1.4
1.2
1.0
0.9
0.6

	JAN.				FEB.				MAR.				APR.				MAY				JUNE			
	N	S	M		N	S	M		N	S	M		N	S	M		N	S	M		N	S	M	
1	5	5	6	4 CC	11	13	10	14 KC	5	6	3	8 CC	21	22	16	28	5	5	4	7 CC	12	7	2	17 KK
2	4	5	4	5QCK	6	7	5	8 CK	3	5	4	4QCC	12	12	14	11 C	9	3	4	8QCC	20	14	19	16
3	25	40	30	35	33	24	24	32	5	6	5	6 CC	2	2	2	2QCC	10	4	2	12 CK	10	4	9	5 CC
4	21	28	33	16	11	10	14	8 K	3	5	4	4 CC	2	4	4	2QCC	18	23	21	20	12	5	2	14 CC
5	11	16	9	18 KK	14	13	6	21 KK	7	6	6	8 CC	9	13	7	15 CK	28	19	13	34	14	6	15	6 CC
6	14	24	7	31	12	8	10	10 KK	8	8	10	7 CC	19	6	16	10 K	20	9	19	10	12	5	6	11 CC
7	5	6	7	4 CK	5	5	4	7QCC	12	10	8	14 KK	16	14	15	16 K	10	9	11	9 CC	5	3	4	5 CC
8	5	6	4	6QCC	11	18	12	18 K	13	7	17	3 KK	7	9	10	7 CC	6	8	10	5 CC	5	3	4	4QCC
9	2	7	6	4QCC	8	9	12	5 CK	4	6	4	6 CC	8	6	3	10 CC	10	8	8	10 CC	7	4	3	9 CC
10	5	13	7	11 CK	3	3	3	4QCC	13	10	4	19 KK	6	6	5	6QCC	14	11	5	20 KK	6	4	4	6 CC
11	14	18	25	8 K	7	8	3	12 KK	13	13	12	15 K	9	9	7	11 CC	5	6	6	5 CK	13	7	16	4 CC
12	4	9	6	7 CC	17	16	20	14	18	15	14	20	6	5	4	7 CC	10	6	6	9 CC	7	4	7	4 CC
13	8	10	6	13 CC	10	10	9	11 CC	20	18	17	22	7	8	10	5 CC	7	5	5	7 CC	6	3	3	6 CC
14	8	13	12	9 CC	17	12	11	18	13	12	10	15 C	5	5	5	5 CC	12	8	8	12 CC	5	3	4	4QCC
15	12	14	6	19 KC	35	18	20	34	20	14	10	24	7	7	6	8 CC	8	6	9	5 CC	5	4	3	5 CC
16	5	7	7	5 CC	7	8	9	6 C	32	20	19	33	11	5	6	10 CC	8	3	2	9 CK	4	3	3	4QCC
17	13	11	4	20 K	11	10	7	14 CK	25	19	14	31	10	8	14	4 CC	21	16	26	11 K	8	4	8	5 CC
18	18	21	26	13	28	28	21	34	32	22	23	31	5	6	5	5QCC	10	5	3	11 CC	5	5	5	5 CC
19	14	14	21	8 K	25	23	24	23	10	8	7	11 CK	8	10	10	8 CC	8	4	4	10 CC	6	4	2	8 CC
20	19	14	4	30	22	21	17	26	7	7	5	9 CC	9	7	6	11 CC	7	5	4	8 CC	13	5	6	12 CK
21	24	25	27	23	7	8	6	9 CK	6	6	8	5 CC	9	6	5	10 CC	11	8	9	10 CC	16	16	22	11
22	15	15	17	14	10	12	9	13 CC	14	12	7	20 KK	16	12	12	16 C	7	5	4	8 CC	21	19	30	11
23	14	18	13	20	5	6	4	7QCC	10	8	12	6 CK	12	11	8	16 CK	11	6	6	11 CK	5	7	9	4 CC
24	10	11	9	13 CK	5	4	2	7 CC	7	7	4	10 CC	10	7	10	7 CC	16	9	15	9 KK	6	5	4	8 CC
25	7	8	8	7 CC	4	5	6	4QCC	8	8	9	8 CC	7	4	4	8 CC	14	10	11	13 CC	4	3	2	4 CC
26	6	7	6	8 CC	5	5	3	6 CC	6	7	7	7 CC	6	3	4	7QCC	4	3	4	4 CC	6	4	5	6QCC
27	6	10	8	8QCC	13	11	8	16 CC	5	6	4	8QCC	7	3	5	6 CC	4	3	2	5QCC	4	3	2	4QCC
28	3	13	7	9 CC	4	4	4	4QCC	3	5	5	3QCC	7	4	7	4 CC	6	3	4	5QCC	11	7	5	13 CC
29	6	17	11	12 CC					4	2	4	3QCC	8	7	7	8 CC	3	3	4	2QCC	7	3	3	8 CC
30	4	5	6	3 CC					4	3	4	4QCC	13	10	14	9 KC	4	3	3	4QCC	10	5	5	11 CC
31	2	6	6	2QCC					6	4	4	6 CK					3	2	2	3 CC				
	10.0				12.3				10.9				9.2				10.0				8.9			
	13.4				11.4				9.2				7.7				7.0				5.7			
	11.7				11.8				10.0				8.4				8.4				7.3			

S VALUES COMPUTED FROM N VALUES FOR MARCH 2 - MARCH 27
S VALUES COMPUTED FROM N VALUES FOR AUG. 28 - OCT. 12

	JULY				AUG.				SEP.				OCT.				NOV.				DEC.			
	N	S	M		N	S	M		N	S	M		N	S	M		N	S	M		N	S	M	
1	10	5	6	9 CC	9	7	5	12 CC	6	9	9	6QCC	10	10	9	12 KK	25	17	18	25	8	11	7	13 CC
2	6	3	4	6QCC	6	3	3	7 CC	18	15	4	29	6	6	10	3QCC	14	6	17	2 KK	6	9	7	8 CC
3	4	2	2	4 CC	5	3	4	3QCC	17	19	20	16	11	11	8	15 KC	2	3	3	2QCC	8	9	5	11 CC
4	7	3	3	8 CC	5	3	5	4 CC	14	14	15	13 K	2	5	4	3QCK	7	10	4	13 CC	5	7	6	6QCC
5	8	3	4	7 CC	6	5	5	6 CC	15	12	10	17 KK	22	17	10	29	5	5	7	2QCC	15	8	5	18 KK
6	17	8	9	17 CC	11	6	4	14 CC	22	16	5	33	22	13	30	4	4	6	4	6QCC	9	6	9	6 CK
7	20	15	11	25	14	10	10	15 CC	10	10	16	4 C	5	6	4	8QCC	21	18	9	30	6	7	4	9 CC
8	12	7	12	8 CK	10	12	8	14 KK	6	5	6	5QCC	24	19	10	33	59	44	71	33	12	12	6	18 CC
9	6	6	4	9 CC	12	8	8	12 CK	3	5	5	3QCC	14	12	18	9 K	32	18	14	37	5	6	5	7 CC
10	7	3	2	8 CC	11	9	11	9 CC	13	10	4	19 KK	32	25	23	34	15	11	16	11 C	7	5	5	7 CC
11	21	13	16	18 K	5	3	4	5QCC	33	21	24	30	19	15	16	19	7	7	7	7 CC	9	8	10	7 CC
12	9	5	7	7 CC	4	3	4	4QCC	41	23	42	22	25	18	10	33	4	4	4	5 CK	6	8	6	9 CC
13	9	3	4	9 CC	5	3	2	6QCC	19	13	11	22	18	16	18	16	28	28	27	29	10	9	10	10 CC
14	5	4	4	6QCC	15	8	5	18 K	12	9	10	11 C	18	15	13	21	37	19	23	34	6	6	5	8 CC
15	5	3	4	5 CC	42	30	39	33	27	18	21	24	25	22	19	28	26	19	21	25	9	14	12	11 CC
16	5	3	3	5QCK	30	30	28	32	20	16	22	15	18	12	20	10	11	17	18	10	3	6	5	5QCC
17	25	23	28	21	24	20	23	21	24	17	18	22	28	17	8	37	19	14	12	22	4	4	2	5 CC
18	26	29	29	27	23	28	27	23	16	15	16	16	62	48	64	46	15	13	11	17	4	6	6	4QCC
19	36	35	45	26	19	9	16	13	15	12	9	19 K	23	28	20	31	6	6	9	4 CC	3	5	4	4QCC
20	25	25	32	18	13	13	20	7 KK	31	17	31	17	25	12	16	21	5	7	3	8 CK	4	8	4	8 CC
21	22	16	19	20	11	16	10	17 KK	20	14	13	20	8	9	6	11 CK	14	11	18	8 KK	7	12	11	9 CC
22	19	15	19	16	12	7	6	13 CK	9	9	9	9 CK	5	8	7	6 CC	10	12	4	19 KK	17	15	8	24
23	8	6	6	9 CC	9	8	8	9 CC	7	7	9	6QCC	8	6	7	7QCK	6	9	7	8 CK	16	11	16	10 K
24	6	6	6	5 CC	9	7	8	8 CC	7	6	5	9 CC	20	18	18	20 K	4	8	6	6 CC	10	7	6	11 CC
25	7	5	6	6 CC	5	6	7	4 CC	17	14	12	20 K	5	4	4	5 CK	7	8	5	10 CC	11	13	7	17 KK
26	3	4	4	3 CC	8	8	6	10 CC	5	6	7	4 CK	15	14	5	23 K	14	13	7	20 K	4	8	7	6 CC
27	5	4	5	4QCC	6	6	5	8 CC	4	5	4	6QCC	22	27	20	29	7	10	7	10 CK	4	4	3	5QCC
28	3	3	3	4QCC	4	4	4	4 CC	7	7	5	10 CK	6	8	7	7 CK	7	7	6	8QCC	13	14	14	14 C
29	4	3	2	4 CC	6	7	7	7 CC	18	18	31	6 K	5	6	4	8QCC	5	9	6	9QCC	5	8	8	6 CC
30	4	3	4	4 CC	4	3	3	4QCC	8	7	9	7 CC	7	7	5	9 CC	13	12	8	17 KC	10	14	9	15 CC
31	7	4	6	5 CC	6	6	4	8 CC					14	12	9	18 KK					6	8	4	10 CC
	11.3				11.2				15.4				16.9				14.3				7.9			
	8.6				9.4				12.3				14.4				12.3				8.7			
	10.0				10.3				13.8				15.6				13.3				8.3			

ANNUAL MEAN N 11.52 S 10.01 M 10.75

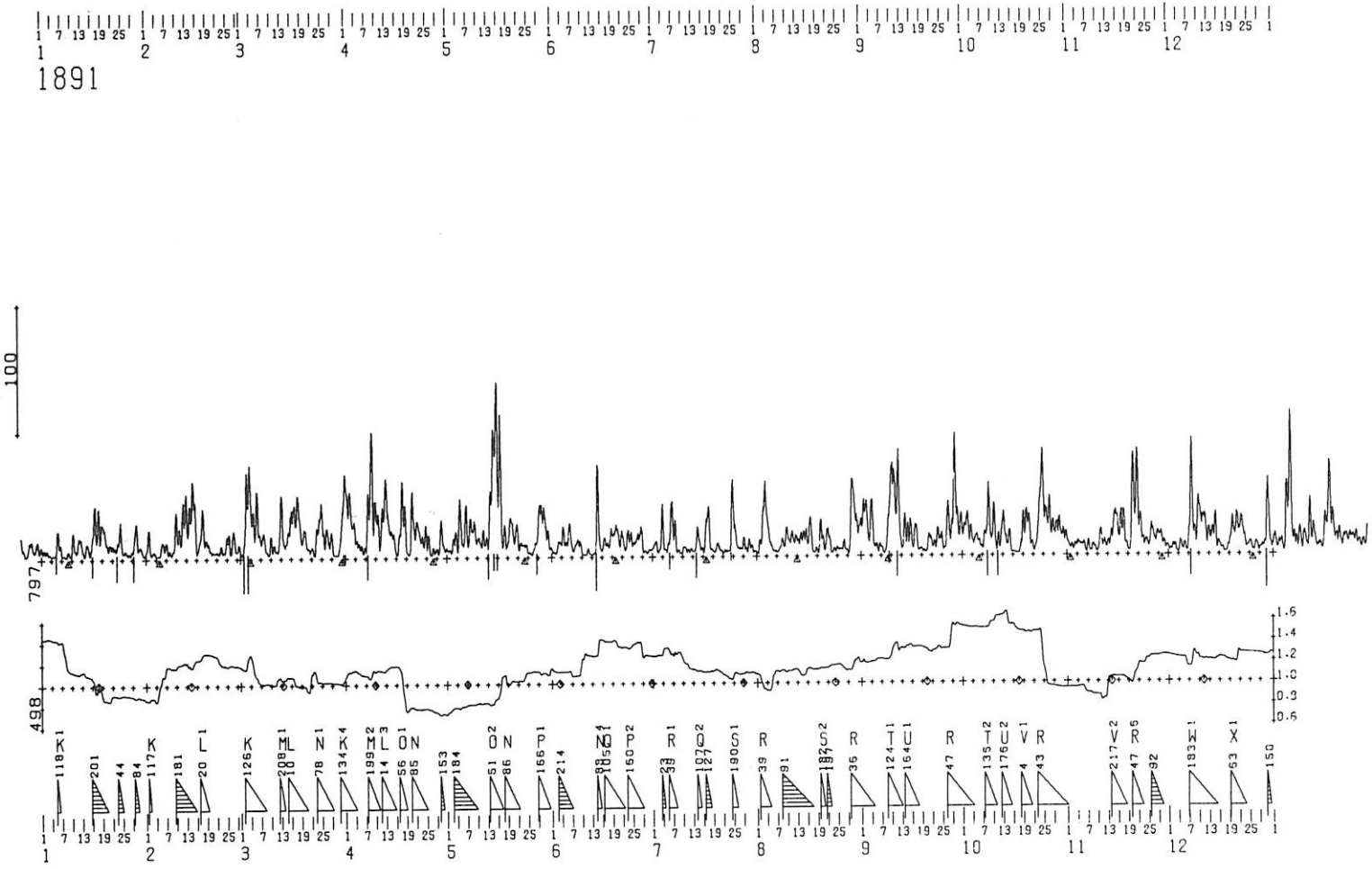
1891
100
797
498
1.6
1.4
1.2
1.0
0.8
0.6

	JAN.				FEB.				MAR.				APR.				MAY				JUNE			
	N	S	M		N	S	M		N	S	M		N	S	M		N	S	M		N	S	M	
1	7	6	5	8 CC	12	19	7	24 K	3	3	4	2QCK	36	46	50	32	7	6	6	7QCK	4	3	4	4 CC
2	4	7	5	6 CC	4	5	5	4 CK	38	48	24	63	35	44	51	28	11	8	4	16QKK	7	5	3	9 CC
3	3	4	4	3 CC	4	6	6	4QCC	57	49	48	58	23	26	25	24	12	19	11	20 K	14	9	12	11 C
4	3	4	4	3QCC	2	3	2	3QCC	30	34	26	37	14	11	13	12 K	31	20	4	47	19	15	25	10
5	10	18	6	23 K	7	10	4	13 CC	37	34	18	53	8	10	7	11 CC	18	11	18	10	15	9	13	12 K
6	4	15	9	10 CK	12	9	11	11 CC	18	16	18	17	7	6	3	9QCK	25	33	20	38	20	18	27	11
7	4	3	3	4QCC	8	7	9	5 CC	21	13	14	21	27	36	19	44	24	15	9	30	5	7	5	8 CC
8	2	6	2	6QCC	5	5	5	5 CC	8	8	11	5 CK	76	74	53	97	25	17	21	21	16	9	11	15 CC
9	2	3	4	2 CK	19	19	6	32	10	7	3	15 KK	34	30	19	45	20	18	27	11	8	11	11	8 CC
10	7	21	21	7 K	26	14	16	25	12	5	8	10QCK	33	28	34	27	16	12	16	13 C	2	2	2	2QCC
11	9	8	5	12 CC	26	21	11	36	7	5	6	7QCC	23	21	9	35	18	13	8	23 K	6	4	2	7 CC
12	8	22	16	14 K	43	34	25	52	27	21	7	40	53	37	29	61	14	10	10	14 C	3	2	3	2QCC
13	2	6	6	2 CC	33	27	19	40	25	20	33	12	36	34	42	28	38	25	9	53	2	3	2	4QCK
14	9	13	11	11 CC	53	37	29	61	14	12	10	16 K	16	21	18	19	62	87	55	95	48	38	17	69
15	8	4	4	9 CK	33	25	40	18	28	24	22	31	12	14	19	6 KK	87	132	85	134	10	7	12	5 C
16	25	36	20	42	8	10	6	12 CK	39	31	29	42	8	10	2	16 KK	82	63	58	87	14	9	8	16 CC
17	31	21	14	38	23	30	18	35	45	31	27	50	34	44	19	60	18	13	16	16	12	7	10	10 CC
18	19	21	12	28	19	12	16	15	27	23	32	19	24	31	25	30	19	9	20	9	12	19	11	21
19	24	20	25	19	9	10	10	9 CC	17	19	12	24	4	3	4	3QCK	29	17	14	32	23	17	19	22
20	6	13	13	6 CK	6	5	6	5QCC	12	10	14	8 CK	30	32	9	53	24	19	27	16	24	16	23	18
21	8	12	12	8 CC	5	5	5	5QCC	9	5	7	7 CC	24	19	23	21	21	23	20	24	17	12	8	21
22	12	8	11	10 CC	4	5	5	4 CC	5	6	8	3 CK	26	23	27	21	11	7	7	12 CK	12	7	14	5 CK
23	8	12	8	13 CK	10	5	11	4 CC	22	17	16	23	16	14	12	18	10	9	10	10 CC	22	9	10	22 K
24	11	26	24	13 K	11	8	5	15 CC	45	28	29	44	16	16	9	24	7	9	10	6QCC	16	12	14	14
25	5	6	4	7 CC	13	14	13	15 K	9	20	19	10	12	12	11	14 KK	2	5	4	4QCC	14	10	11	13 CK
26	5	4	4	5QCC	9	16	4	21 KK	18	22	21	18	6	4	2	8QCK	7	3	2	8QCC	17	14	14	17
27	5	5	3	6 CC	10	10	14	6 KK	17	13	9	21	5	4	4	6QCC	18	7	11	15 K	26	13	17	22
28	14	16	7	23	8	8	7	9QCC	6	4	8	3QCK	7	4	6	6 CK	51	30	39	42	5	3	4	5QCK
29	16	12	20	8					2	3	2	3QCC	21	20	31	10 K	34	29	28	35	5	3	4	4QCC
30	4	12	11	6 CC					21	13	9	26	7	7	7	7QCC	28	15	25	19	9	3	6	7 CC
31	4	3	3	4QCC					59	47	40	66					11	8	10	9 CK				
	9.0				15.0				22.2				22.5				25.2				13.6			
		11.8				13.6				19.1				22.7				22.3				9.9		
			10.4				14.2				20.6				22.5				23.7				11.7	

	JULY				AUG.				SEP.				OCT.				NOV.				DEC.			
	N	S	M		N	S	M		N	S	M		N	S	M		N	S	M		N	S	M	
1	12	6	7	12 CC	10	4	2	12 CK	35	33	23	45	22	21	17	26	9	8	10	7 CC	5	5	5	6QC
2	8	5	10	4 CC	24	19	9	35	29	40	39	30	30	26	31	24	5	7	8	5QCC	6	10	8	8 CC
3	25	17	7	36	49	44	51	42	27	19	12	33	16	19	15	21	11	9	10	10 CC	5	3	5	3 CC
4	14	7	15	7 K	21	16	24	13	25	24	40	10	15	12	12	15 K	11	8	10	10 CC	7	11	7	11 CC
5	10	6	4	12 CK	8	6	9	5 CC	9	7	10	7 CC	16	13	18	12 K	9	9	9	9 CC	7	7	4	10 CC
6	41	25	22	44	5	3	5	4QCC	7	7	5	9QCC	10	8	10	9QCC	6	4	8	3QCC	7	6	5	8 CK
7	28	15	14	30	5	5	4	6QCC	6	3	7	2QCC	13	15	8	20	7	9	12	4QCC	56	58	22	92
8	6	3	4	5 CK	15	7	11	11 CC	12	11	4	19 K	44	33	19	58	4	9	4	10 CC	17	32	27	22
9	2	3	4	2QCC	20	11	8	23	54	39	34	60	17	15	17	16	5	6	8	3QCC	24	36	13	47
10	9	7	9	8 CC	13	14	15	13	76	63	74	64	29	29	41	17	11	16	6	21 KK	29	34	39	24
11	6	4	4	6 CC	18	15	18	16	43	52	34	61	14	9	4	19 KK	10	12	11	12 CK	28	34	30	32
12	7	3	5	6QCC	11	14	10	15 K	30	27	43	14	17	17	8	26	10	8	10	7 CC	19	17	16	21
13	6	3	4	5 CK	16	10	14	12 C	18	12	7	24	30	17	32	15	12	15	12	15 K	20	15	19	17
14	20	17	24	13 K	21	15	18	19	26	18	18	26	17	12	9	20 K	20	23	14	29	29	20	16	34
15	10	6	9	8 CC	12	20	13	20	18	22	13	26	6	7	10	3QCK	38	28	36	31	12	7	8	11 C
16	16	7	3	21 K	18	19	10	28	16	12	7	21	2	3	3	2QCC	29	19	19	30	6	9	9	6 CC
17	31	35	32	34	14	9	19	4 K	12	19	23	8	2	2	2	2QCC	28	25	20	34	4	3	4	3QCC
18	7	5	6	6 CK	5	6	4	7 CC	4	6	4	6QCC	18	14	8	24	10	10	10	10 C	4	7	3	9QCC
19	5	3	4	5QCC	19	9	3	25 K	5	4	4	5 CC	39	20	24	35	7	8	4	12 K	16	25	14	27
20	11	7	11	7 CC	12	17	13	15	7	4	4	8QCC	26	31	25	32	66	60	60	66	18	22	18	21
21	5	5	6	4 CC	14	11	4	22 K	19	12	17	14 K	9	11	9	11 C	64	59	41	82	30	22	30	22
22	3	5	4	4QCC	11	17	14	14 K	9	10	7	12 CC	5	7	4	9QCK	29	27	22	33	30	25	26	29
23	5	4	5	4 CK	5	3	3	5QCC	11	19	8	22	34	30	19	45	12	12	14	10 C	12	14	16	10 C
24	37	37	13	61	6	5	5	6QCC	17	13	14	17	84	54	56	81	12	12	13	11 CC	8	8	7	9QCC
25	26	17	22	21	6	5	6	6QCC	9	5	7	7QCK	40	27	29	37	16	11	8	19 K	6	9	10	5 CC
26	8	7	8	7 CK	11	6	6	11 CC	29	29	14	43	46	25	24	47	19	17	21	16	7	6	4	10 CC
27	9	3	7	6 CK	7	4	6	6 CC	22	16	17	21	29	16	18	28	18	13	11	20	5	7	9	3QCC
28	12	10	16	8 KK	14	7	2	19 K	62	67	32	97	26	20	20	26	19	16	16	20	7	7	6	9 CC
29	12	6	4	14 CC	57	55	61	51	28	33	32	29	23	27	19	31	12	9	9	11 CK	6	10	7	10 C
30	9	6	6	9 CC	27	30	31	27	26	25	23	29	26	14	18	23	5	9	6	8QCC	38	49	51	36
31	4	5	4	4QCC	25	25	24	27					13	17	12	18					5	13	10	8 C
	13.1				16.1				23.0				23.1				17.1				15.2			
		9.4				14.0				21.7				18.4				15.9				17.2		
			11.2				15.0				22.3				20.7				16.5				16.2	

ANNUAL MEAN N 17.92 S 16.33 M 17.11

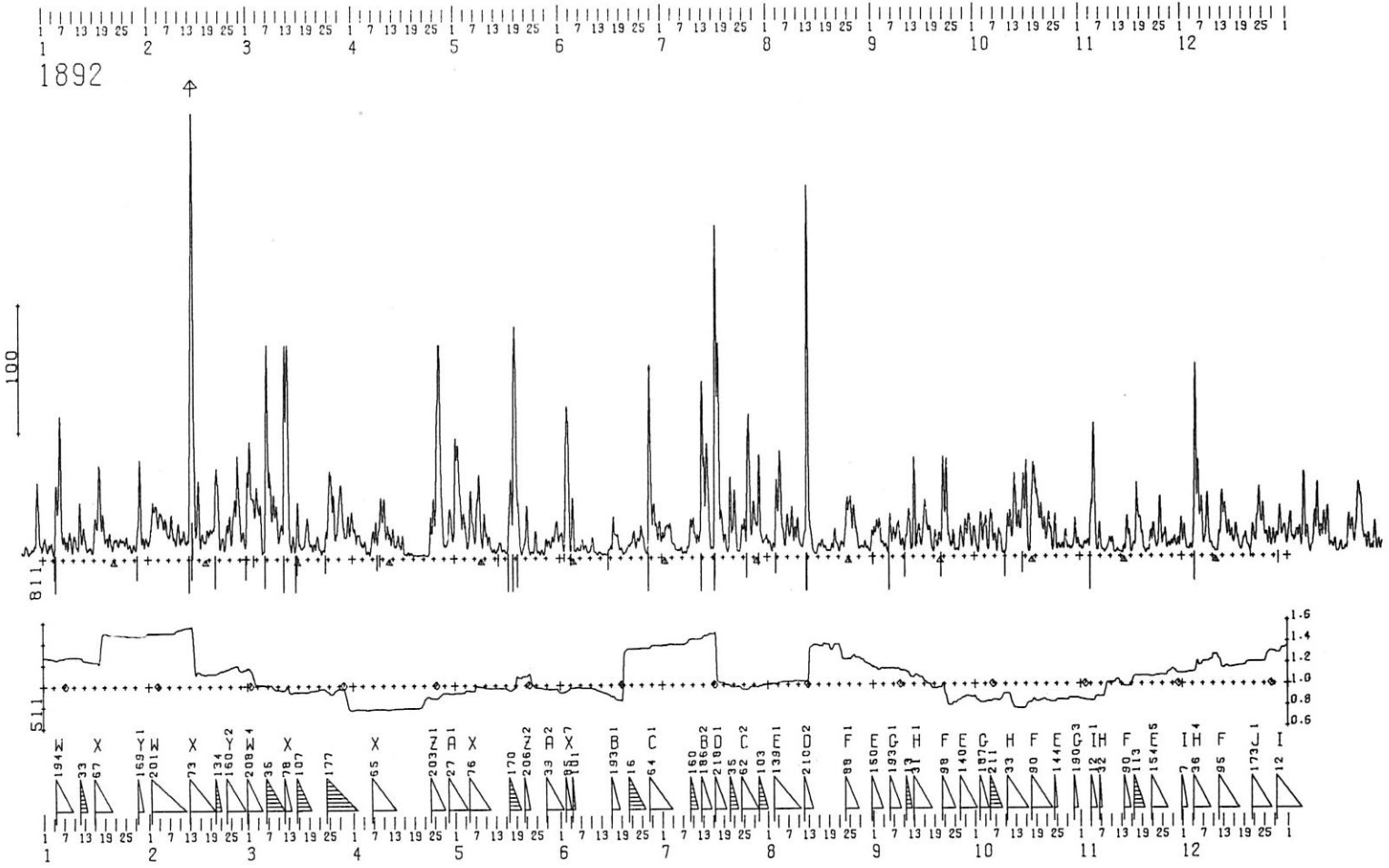
1892
100
811
511
1.5
1.4
1.2
1.0
0.8
0.6

	JAN.				FEB.				MAR.				APR.				MAY				JUNE			
	N	S		M	N	S		M	N	S		M	N	S		M	N	S		M	N	S		M
1	11	16	15	12 KK	20	17	13	24	94	68	69	93	21	23	22	21	89	79	86	82	18	16	18	16 K
2	5	12	5	12QCC	33	42	38	37	51	43	47	47	18	17	17	19	54	60	68	47	53	36	5	84
3	7	11	12	7 CC	32	39	42	29	49	38	34	53	15	10	16	9 KK	29	29	22	35	78	75	106	46
4	24	30	3	51	31	36	32	36	43	36	40	39	12	10	10	13 CC	17	13	23	7	31	21	4	47
5	46	57	35	68	26	27	29	24	17	9	20	6 K	6	3	4	6 CC	37	30	14	53	8	3	6	5 C
6	50	52	88	14	21	27	30	18	108	75	28	156	11	9	3	17 KK	22	22	27	17	9	5	9	6 CC
7	13	17	17	14 K	30	21	19	32	70	74	79	66	30	15	19	26	27	34	15	47	13	8	10	11 CC
8	12	15	7	21	19	15	20	15	48	30	30	49	27	10	13	23	39	49	66	23	10	6	8	9 CC
9	8	12	13	7QC	22	18	14	26	38	34	32	40	40	33	44	29	24	19	8	35	5	3	4	5 CC
10	12	18	20	11 K	19	12	14	18Q	20	13	12	20	32	31	45	18	15	16	17	14	13	9	10	13 KC
11	26	23	8	41	15	20	17	18Q	59	47	26	81	23	18	26	15	14	10	17	8 KK	4	3	4	4QCC
12	20	17	15	23	15	12	11	16 K	171	131	142	160	22	14	16	20	6	5	4	8QCC	5	3	2	5QCC
13	12	13	17	8 K	180	179	105	255	41	38	70	10	14	8	12	10 C	4	6	4	6QCC	4	3	3	3QCC
14	8	8	8	8QCC	164	147	254	56	13	11	9	15 KK	11	15	16	10 KK	10	11	13	8 CC	3	3	3	3QCC
15	9	6	8	7 CK	53	29	21	61	25	23	9	40	14	12	7	18 KC	6	6	6	7QCC	6	4	4	6QCC
16	26	28	31	24	20	8	10	19	14	12	17	9 K	3	3	3	3QCC	11	4	3	12 K	26	13	9	30
17	65	50	45	71	15	11	14	12QC	9	9	8	10QCK	3	5	4	3QCC	59	42	43	58	23	14	19	17
18	31	24	23	32	18	22	23	17	32	19	19	32	3	4	4	3 CC	147	105	69	182	13	5	11	8 CC
19	14	14	13	16	20	25	25	21	15	10	13	12QC	2	3	3	2QCC	79	52	87	44	5	3	6	2 CC
20	16	14	13	18	46	37	23	60	10	8	6	12QCC	3	2	2	3QCC	6	6	10	2 C	8	3	4	7 CC
21	11	12	10	13 K	54	39	58	35	11	16	8	19 KK	4	2	2	4QCC	12	7	8	12 C	12	8	11	10 CC
22	17	14	15	16 C	14	10	8	17QK	9	4	7	6QCC	2	2	2	2 CC	26	26	41	11	21	11	12	20 K
23	11	16	10	18	10	9	8	12QC	6	6	5	7QCK	12	9	2	19 KK	5	2	2	5QCC	18	7	10	15 K
24	13	14	13	14 C	29	28	27	30	22	24	21	26	39	24	20	44	16	10	4	22 KK	18	14	13	19
25	12	14	12	15QKK	24	16	18	23	70	57	64	63	65	60	25	100	8	5	7	6 CK	19	14	19	14
26	9	11	10	10 CC	34	37	37	34	32	38	47	23	158	118	129	147	6	3	2	7QCC	5	3	5	3 C
27	9	9	7	12QCC	81	46	81	45	28	22	20	31	26	31	45	13	9	4	2	11 CC	96	99	101	95
28	12	16	6	22	20	15	14	22	51	50	45	56	9	10	8	10 C	15	9	12	12 CC	40	27	25	42
29	35	65	48	52	15	12	12	15 K	21	21	26	16	35	30	26	39	15	10	8	16 KK	24	18	24	18
30	7	18	16	9 K					32	20	18	34	23	16	20	19	25	11	12	24	22	19	28	13
31	13	17	18	12 K					40	16	20	37					24	17	27	15				
	18.2				37.3				40.3				22.7				27.6				20.3			
		20.8				32.9				32.3				18.2				22.7				15.2		
			19.5				35.1				36.3				20.4				25.1				17.7	

	JULY				AUG.				SEP.				OCT.				NOV.				DEC.			
	N	S		M	N	S		M	N	S		M	N	S		M	N	S		M	N	S		M
1	19	17	21	16	11	11	10	12 CK	16	19	16	19	12	8	14	6 CK	6	8	8	5 CC	22	16	12	26
2	25	25	25	26	8	8	5	11QCK	33	21	29	25	18	24	7	35	10	12	11	10 CC	9	7	10	7QCK
3	23	20	25	18	37	35	11	61	17	13	20	11	24	17	16	25	8	13	14	8 C	7	8	5	10QCK
4	12	7	10	10 CK	59	60	37	82	12	7	9	10 CC	19	20	30	9	49	62	40	71	34	50	13	71
5	7	4	5	6QCC	28	20	27	21	11	7	6	13QK	17	32	12	37	46	50	84	12	102	84	110	76
6	7	6	5	8QCC	23	17	9	31	25	17	27	16	20	18	21	17	18	14	5	27 K	49	29	31	47
7	5	3	4	4QCC	25	15	21	19	21	15	20	17	14	7	13	8 K	6	5	6	5 CK	17	10	12	15 K
8	9	3	4	9 CK	29	23	40	12	22	25	26	21	20	15	20	15 K	5	5	3	6QCC	30	41	39	32
9	25	22	23	25	33	19	23	30	11	13	9	15QCK	4	3	3	3QCC	11	12	9	14 CC	7	14	10	11QC
10	32	17	29	20	9	14	14	9 C	9	13	4	18 C	22	19	7	34	8	14	13	10 CK	5	5	7	4QCC
11	18	10	11	17	14	9	7	16 CK	25	37	27	35	17	31	25	23	2	5	3	4QCC	10	8	4	14 KK
12	84	73	20	137	182	132	22	292	9	8	5	12 K	48	44	27	66	3	6	5	4QCC	29	38	18	50
13	54	57	71	40	33	29	40	21	31	49	73	8	41	25	34	32	6	5	3	8QCC	40	33	39	34
14	69	73	90	51	6	3	6	4QCK	21	24	20	24	40	18	23	36	19	18	5	32	24	24	20	28
15	12	6	10	8 C	6	2	2	6QCC	18	12	9	22	46	47	57	37	14	15	17	12	17	16	16	18
16	164	107	10	261	13	5	11	8 CC	41	32	37	36	38	45	76	7	8	7	4	11 CK	22	14	11	26
17	155	115	126	145	15	5	13	7 CC	27	18	20	25	21	30	4	46	35	36	13	58	12	12	14	10 C
18	31	30	32	29	9	3	7	5 CC	10	5	11	4QC	77	53	74	56	35	27	32	29	7	7	5	9 CC
19	14	14	11	17	7	5	5	8QCC	12	18	17	13Q K	54	41	53	42	11	16	21	6 K	16	17	13	19 K
20	7	6	4	10QC	18	10	8	21 K	13	15	10	19	35	27	29	32	5	4	4	5QCC	6	9	9	6QCK
21	45	40	63	22	12	7	11	8 CK	48	44	14	79	17	28	20	25	14	10	5	20 KK	17	15	6	25 K
22	40	37	48	28	11	6	4	13 CC	62	49	34	77	31	23	19	35	14	24	12	27	12	14	16	12 C
23	5	5	5	5QCK	13	12	10	16 K	15	12	17	11 K	12	19	22	9	11	10	12	9 C	41	46	32	55
24	15	20	13	22	37	38	39	36	14	14	10	19 K	18	25	16	28	29	39	23	45	35	33	26	42
25	22	20	30	12	46	34	44	36	7	5	6	6QCK	10	6	6	10QCK	12	14	10	17 K	23	17	20	20
26	81	98	95	84	32	34	38	28	15	10	5	20 KK	7	10	6	11QCC	17	10	21	7	12	17	9	21
27	32	19	18	33	15	13	20	9	18	11	18	11	14	13	6	22 KK	11	9	11	9 CC	14	15	7	22
28	40	25	37	27	9	6	6	9QCC	30	16	29	18	11	6	9	8QCK	11	13	10	13 KK	13	14	9	18 K
29	62	42	29	76	14	5	7	13 CC	25	27	34	19	6	7	5	8QCC	13	9	10	12 CK	28	28	16	40
30	18	9	17	10 C	6	6	6	6 CC	15	19	10	24	18	20	15	24	18	20	10	28	15	24	16	22
31	17	14	14	18 C	16	8	4	21 KK					8	13	13	7 KK					15	18	23	11
	37.0				25.1				21.1				23.8				15.1				22.2			
		30.4				19.1				19.1				22.4				16.3				22.1		
			33.7				22.1				20.2				23.1				15.7				22.1	

ANNUAL MEAN N 25.90 S 22.64 M 24.25

1893

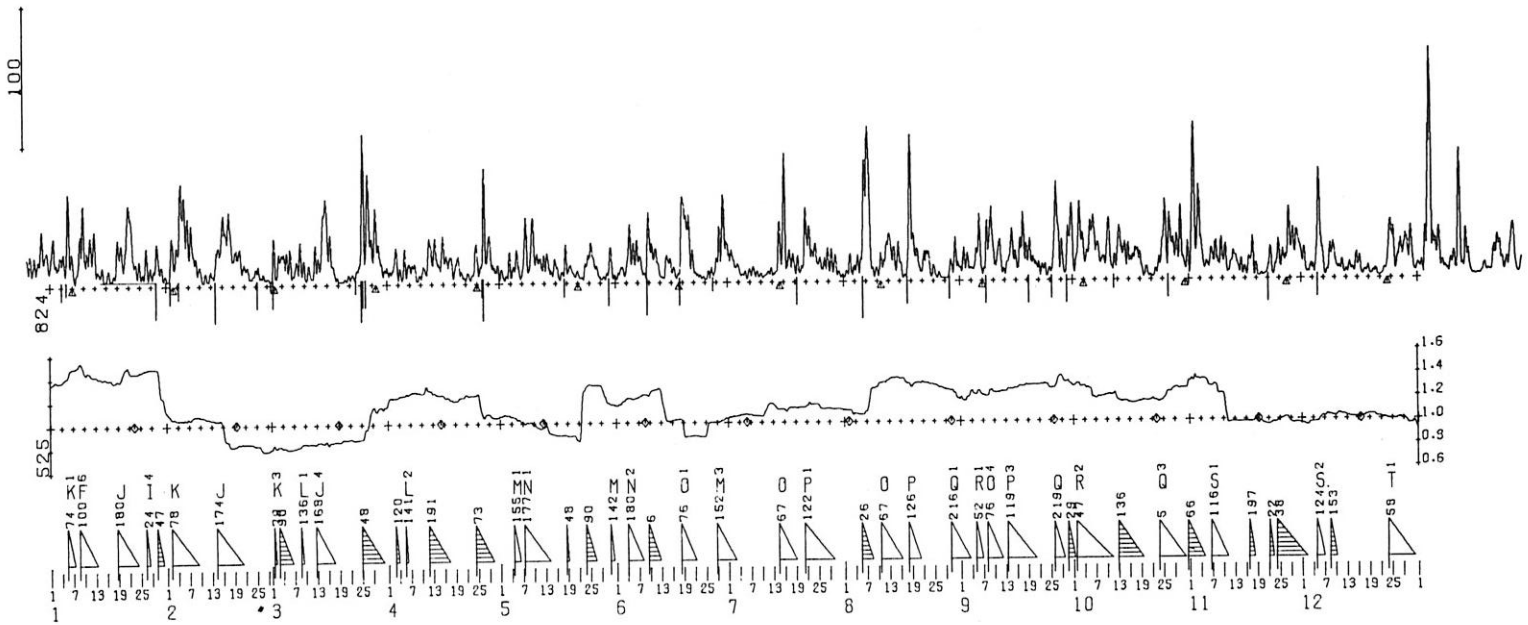

	JAN.				FEB.				MAR.				APR.				MAY				JUNE			
	N	S	M		N	S	M		N	S	M		N	S	M		N	S	M		N	S	M	
1	29	21	20	31	3	3	3	4QCK	23	14	3	34	10	8	8	9 CC	7	7	7	7QCK	7	3	2	8 CC
2	17	14	15	16	20	32	23	29	8	6	5	9 C	10	10	8	12 C	5	3	2	5QCC	12	7	8	11 CC
3	16	18	13	21	20	19	12	27	27	14	20	21	18	17	26	9	18	8	4	22 KK	8	3	6	6 CC
4	12	25	19	18	41	49	22	68	19	15	20	15	5	8	9	4QCC	10	6	4	12 CK	33	26	17	42
5	38	40	11	66	74	41	52	63	17	15	22	11	13	17	6	25 K	18	15	12	21 K	27	14	13	28
6	24	16	17	24	43	33	27	48	16	13	24	5 K	9	11	6	15 C	7	7	8	5 CK	28	14	12	29
7	8	5	11	2 CK	33	29	19	43	12	9	6	16 CC	12	12	10	14 CK	26	19	11	34	20	14	15	19
8	12	16	9	18	21	17	21	18	26	14	11	30	8	10	15	3 CC	25	15	32	9	10	3	7	7QCK
9	38	52	34	56	14	9	11	12 KK	12	12	7	17 K	5	3	2	6QCC	23	41	20	45	36	17	3	50
10	25	21	21	25	7	6	10	2 CC	5	3	5	4 CK	10	9	8	11 CC	21	21	23	19	29	22	24	27
11	24	26	16	35	5	7	3	8 CC	12	7	14	5 KC	16	6	9	14 K	18	14	15	18	24	17	17	25
12	29	26	16	39	8	4	3	10 CC	14	18	5	28 K	24	28	29	24	17	14	11	21	12	10	14	8 CK
13	15	8	12	11 K	5	7	6	5QCK	12	13	9	18 K	23	22	13	32	16	14	9	21	4	3	4	4QCC
14	10	9	8	11 CC	21	22	18	26	33	28	14	47	20	11	17	14	13	6	10	10 CK	16	11	7	20 KK
15	7	3	7	4QCC	33	22	21	34	52	52	51	53	21	22	9	34	12	10	5	18 KC	19	11	14	16
16	7	9	5	11QCC	56	30	50	36	33	21	18	35	16	19	15	20	8	9	12	5 CC	12	5	7	11 CC
17	3	5	4	4QCC	44	38	30	53	14	10	13	12 C	19	12	11	20	7	4	2	9 CC	7	3	3	7QCC
18	13	15	7	21	28	23	34	17	7	2	4	5QCC	12	8	17	4 KK	21	12	6	27 K	49	19	7	62
19	26	27	27	26	23	22	19	25	2	2	2	2QCC	18	14	14	19 K	11	8	8	11 C	59	44	55	48
20	16	15	21	11	23	22	19	26	4	2	2	4QCC	13	6	11	9 CK	11	7	11	7 CC	39	33	39	33
21	40	40	25	56	13	9	8	14 C	6	3	2	7QCC	4	3	4	4QCC	9	3	5	9 CC	20	13	16	17
22	47	44	48	43	14	9	10	13 CC	5	5	3	8QCC	7	5	5	7QCC	6	3	6	4QCC	6	6	7	5 CK
23	21	14	18	16	5	3	5	4QCC	9	4	4	9 CC	5	3	2	6QCC	10	5	4	11 CC	7	4	5	6QCC
24	14	11	7	18 KK	9	6	7	9QCC	16	9	10	16 K	22	16	10	29	16	13	12	17	3	3	3	4QCC
25	8	5	5	9QCC	12	9	11	10 CC	57	82	58	81	15	6	12	9 K	25	22	27	20	7	3	2	8 CC
26	15	19	6	27 K	6	4	6	5QCC	48	50	20	79	59	37	14	82	15	11	16	10 C	10	3	3	11 CC
27	9	7	4	12QCK	6	4	6	4 CC	34	30	32	32	25	13	16	23	8	4	9	4 CC	12	5	5	12 CK
28	10	9	7	12 CK	4	3	5	2 CC	41	29	16	54	25	22	34	13	5	2	3	4QCC	35	20	16	38
29	19	25	17	27					32	20	24	29	12	9	13	8 CC	5	5	3	7QCC	41	43	24	60
30	14	11	11	14 K					10	11	13	8 C	9	10	10	9 CC	23	13	10	26 K	35	20	28	28
31	7	4	4	8 CC					9	10	10	9 CC					7	3	5	6 CK				
	18.5				21.1				19.9				15.5				13.6				20.9			
		18.0				17.2				17.0				12.6				10.5				13.3		
			18.2				19.1				18.4				14.0				12.0				17.1	

	JULY				AUG.				SEP.				OCT.				NOV.				DEC.			
	N	S	M		N	S	M		N	S	M		N	S	M		N	S	M		N	S	M	
1	22	18	20	21	7	4	3	8QCC	17	9	10	16 KK	14	10	10	13 K	38	24	7	55	23	14	14	23
2	19	13	18	14	9	15	5	20 KK	15	12	14	13	39	36	19	56	68	70	113	25	6	6	7	5 CK
3	11	12	10	12 CC	9	7	6	10 CK	16	10	17	10 KK	33	28	30	31	53	45	42	56	6	10	5	11 CC
4	8	4	7	5 CC	14	13	8	19 KK	8	8	8	8QCK	16	17	12	21	25	18	28	15	9	9	8	10 C
5	8	5	5	8QCC	13	10	5	18 K	23	21	23	22	28	35	21	42	12	9	8	13 CC	47	57	28	76
6	7	4	2	9QCC	72	65	69	68	26	24	42	9	37	41	39	39	15	14	10	20	24	29	32	20
7	11	4	5	10 CC	97	90	100	87	6	8	7	8QC	27	24	24	27	14	15	17	13	4	5	3	5QCK
8	9	5	7	8 CC	17	10	17	10 K	39	34	43	29	17	11	13	15	23	16	28	12	14	17	6	25
9	5	4	4	6QCC	8	6	3	11 CC	41	37	48	30	12	14	16	11 C	16	26	14	28	19	24	20	23
10	6	2	5	4 CC	10	5	4	12 CK	13	11	11	13 K	34	38	31	42	17	20	12	25	8	12	13	8 CK
11	6	6	5	7 CC	16	14	14	16	30	21	22	30	9	9	11	7 C	4	6	5	6QCK	11	8	8	11 CC
12	11	5	5	10 CC	28	23	26	25	9	7	8	9 CK	21	14	19	16	14	19	13	20	8	5	7	5 CC
13	8	5	5	7 CC	27	25	32	20	9	10	6	14 CK	34	32	36	30	13	15	17	12	8	7	6	10 CC
14	30	22	8	43	15	20	24	11	29	25	18	36	24	19	19	25	16	7	9	14 KK	9	6	8	7 CC
15	35	27	17	45	19	19	18	20	25	16	20	22	20	18	14	25	7	6	5	8QCK	11	13	6	18 KK
16	53	33	75	10	6	10	13	4 CK	16	11	9	18 K	16	14	17	14	10	7	5	12QKK	10	14	11	13 KK
17	15	20	20	16	2	5	4	3QCK	45	27	23	49	24	15	16	23	15	21	15	21	3	5	4	5QCC
18	13	17	18	13 K	70	62	27	105	19	21	19	22	22	19	21	21	11	8	13	7 KK	5	9	6	8QCC
19	14	11	6	19 KK	26	31	29	29	21	22	18	25	8	7	10	5QCK	6	4	8	2 CC	4	4	4	4 CC
20	10	8	7	12 CK	19	20	18	22	11	16	12	15 K	8	6	4	10QCC	2	4	4	3QCC	5	8	6	7 CC
21	42	23	12	53	9	7	10	7 C	13	9	14	9 CK	4	3	4	3QCC	4	5	4	5QCC	3	3	4	2QCC
22	34	34	28	40	17	14	17	14	10	8	10	8QCC	3	3	2	3QCC	11	21	9	24 K	3	3	3	3QCC
23	16	23	17	22	23	18	22	20	11	9	9	12QCC	7	10	7	10QCC	5	5	5	4 CK	6	11	8	10 CK
24	19	22	27	14	6	5	4	6QCK	7	4	3	8QCC	19	17	11	25	18	14	11	21 K	25	38	21	42
25	16	14	13	18 K	7	6	11	2 CC	10	10	6	15 K	40	45	38	47	14	15	16	14	26	31	34	23
26	10	14	10	15 KK	4	6	4	5 CC	41	57	40	58	33	26	11	48	16	18	17	18	11	12	7	16 C
27	17	15	9	24	2	2	2	2QCC	26	24	37	13	24	32	26	30	36	34	19	51	18	26	24	20
28	20	10	7	24	2	2	2	2QCC	16	15	26	6 K	23	25	16	32	31	28	22	37	25	27	20	32
29	19	7	7	20 K	13	9	8	14 CC	27	18	6	39	42	28	17	53	24	27	19	32	16	23	24	15
30	9	3	5	8QCC	16	20	5	31	46	39	30	55	13	15	16	12	26	24	27	22	22	31	38	15
31	5	3	3	6QCC	10	10	10	10 C					20	14	9	25 K					5	9	6	8 CC
	16.4				19.2				20.9				21.6				18.8				12.7			
		12.7				17.8				18.2				20.2				18.2				15.3		
			14.5				18.5				19.5				20.9				18.5				13.9	

ANNUAL MEAN N 18.24 S 15.90 M 17.06

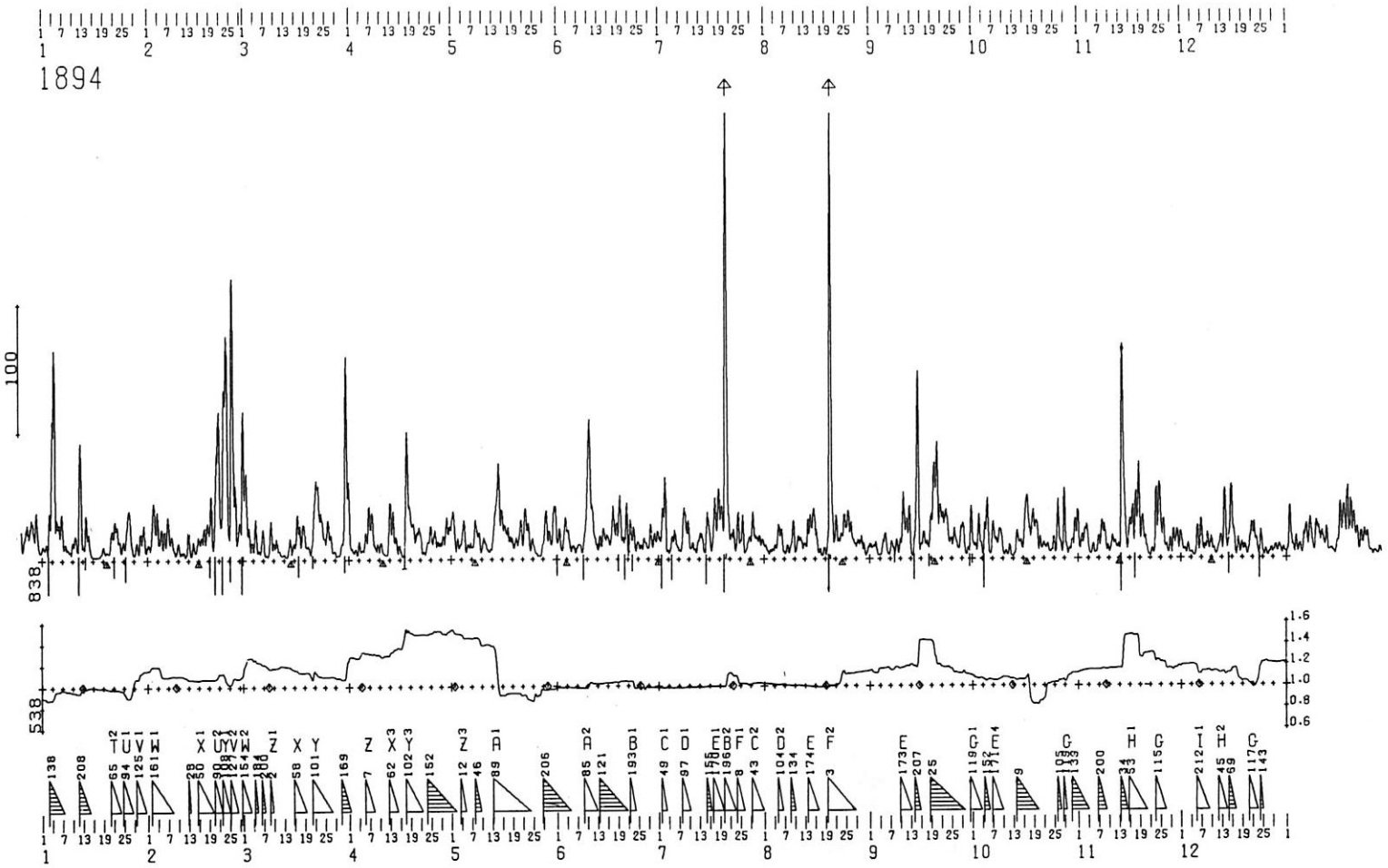
1894
100
838
538
1.6
1.4
1.2
1.0
0.8
0.6

	JAN.				FEB.				MAR.				APR.				MAY				JUNE			
	N	S		M	N	S		M	N	S		M	N	S		M	N	S		M	N	S		M
1	11	8	11	8 CC	12	9	10	10QC	66	49	47	68	12	8	12	8 C	30	32	32	29	24	13	14	23
2	13	15	13	16	31	37	26	42	21	18	20	20	9	6	7	8 CC	16	7	10	14 K	12	6	9	10 C
3	51	62	29	84	26	30	21	35	7	13	6	14 KK	8	5	4	10QCC	12	9	9	12 C	33	20	25	29
4	86	129	144	71	20	14	13	22	17	21	14	25	9	7	9	7QCC	25	26	22	29	22	12	21	13
5	29	27	30	26	20	14	11	23	6	6	5	7QCK	17	7	7	18 KK	8	8	6	11 C	10	5	6	10QCC
6	29	25	18	36	24	20	10	34	17	16	9	25 K	26	28	12	42	13	9	11	11 CC	12	4	8	8QCC
7	10	12	9	13 C	21	11	17	15	5	4	5	4QCK	38	23	26	35	20	8	10	19	13	9	11	11QCC
8	6	9	8	8QCC	11	8	13	7QCC	14	6	2	18 KK	13	7	13	8 C	28	17	27	18	12	4	6	10 CK
9	10	9	7	12 KC	11	5	4	12 CC	20	14	21	14	9	10	10	9QCC	16	9	20	6 K	38	25	18	45
10	12	17	10	20 K	8	4	6	6QCC	12	10	9	14 KK	8	12	14	7 CC	15	12	14	13QKC	99	79	97	81
11	34	23	7	50	5	5	4	6QCC	6	7	7	6 CC	5	3	4	4QCC	11	7	11	8QCC	40	26	42	24
12	39	41	71	9	17	9	4	22 KK	4	3	3	4 CC	14	13	4	24	9	4	6	8QCC	19	7	16	11 K
13	19	25	10	35	6	7	10	3QCK	3	2	3	2QCC	54	25	43	37	32	20	15	37	17	10	8	19 KK
14	13	16	16	13	7	12	14	5 CC	9	13	9	14 KC	21	12	15	18	64	58	46	76	20	14	11	23
15	3	5	5	3QCC	14	11	6	19 KK	7	10	5	13 CK	8	8	6	10 KK	43	28	33	39	23	13	17	19
16	2	3	3	2QCC	16	14	13	18	30	17	12	36	4	4	6	2 CC	29	20	22	27	17	10	16	12 K
17	3	3	3	3QCC	14	21	18	17	17	18	21	15	52	45	5	92	25	14	21	18	35	27	30	32
18	7	7	5	10 CC	23	25	24	24	30	21	23	27	54	44	59	39	20	13	18	15	28	19	19	29
19	6	6	6	6 CC	30	36	32	33	12	8	10	10 C	33	21	27	28	15	8	10	14 CK	45	30	37	38
20	4	6	6	5QCK	34	26	8	53	6	7	9	3 CC	20	18	19	19	20	9	15	15	15	10	14	12 K
21	14	24	21	18	110	82	76	116	25	30	13	42	20	21	20	22	26	19	28	17	24	35	31	28
22	26	28	30	24	36	35	32	39	56	62	63	55	12	6	14	5 KK	32	25	17	40	23	19	14	27
23	17	13	15	15	123	164	133	155	36	30	35	30	9	6	5	9QCC	29	19	26	23	22	15	15	23
24	10	9	6	13 CC	62	66	108	20	21	19	24	17	22	17	13	26	15	7	6	16 C	15	4	6	14QCK
25	18	14	8	24	164	121	72	213	25	23	17	31	18	12	14	16	9	7	11	5QCC	14	7	11	11 CC
26	40	29	36	32	61	42	58	45	14	18	16	17	18	15	21	12	4	3	4	3QCC	14	9	7	16QKK
27	7	8	10	4 CK	25	13	12	26	6	6	5	7QCC	14	9	11	13 KK	10	3	2	11 CC	13	7	13	8 CK
28	9	10	4	14 CC	69	62	21	110	3	3	2	4QCC	19	10	11	18	26	28	16	38	22	17	13	26
29	14	11	4	21 KK					7	7	4	11 CC	27	21	20	29	27	13	17	23	18	10	8	21
30	23	17	12	28					67	58	12	113	26	23	26	24	27	9	13	23	22	12	13	21
31	8	8	6	10 C					99	53	91	61					43	28	42	29				
	18.4				35.7				21.5				20.0				22.5				24.0			
		19.9				32.2				18.5				14.9				15.5				15.9		
			19.2				33.9				20.0				17.4				19.0				20.0	

	JULY				AUG.				SEP.				OCT.				NOV.				DEC.			
	N	S		M	N	S		M	N	S		M	N	S		M	N	S		M	N	S		M
1	21	16	18	20	6	12	10	8QCC	10	9	10	9 CC	14	11	12	13 C	15	12	11	16 K	10	10	14	6 CC
2	67	34	37	64	7	5	6	7QCC	12	11	10	14 CC	22	17	7	32	14	20	13	21	8	7	8	8 CC
3	10	5	8	7 C	9	4	7	7 CC	4	3	4	4QCC	15	10	14	12 K	18	24	22	20	7	6	9	5QCC
4	14	7	6	16 KK	13	10	11	12 K	8	7	3	12QCK	18	19	10	27	5	4	5	4QCK	3	3	4	2QCC
5	15	18	13	20	32	15	26	22	15	17	19	14 K	25	34	43	16	5	11	12	4QCC	17	13	4	26 K
6	13	6	11	9 CK	13	9	17	6 KK	4	5	5	3QCC	13	10	4	20 K	12	10	5	17QKC	18	19	6	30
7	11	5	6	9QC	8	7	4	11 CC	12	11	14	9 CC	20	18	23	15	22	18	11	29	10	10	14	7 C
8	41	29	32	37	11	3	5	10 CK	10	9	4	16 CC	15	17	12	20	23	21	22	22	15	13	9	20 K
9	27	23	25	26	24	18	20	22	11	8	6	13 CC	17	17	23	11	11	6	8	10 CK	11	13	7	17 KK
10	10	7	8	9QCK	11	7	5	13 C	30	36	12	53	4	6	3	7QCC	13	8	6	15 CC	5	10	7	9 CK
11	13	4	9	8QCC	19	13	15	17	28	27	22	32	9	6	3	11QCC	14	14	13	15 K	4	6	3	8QCC
12	13	10	10	14 CK	17	6	10	13 CK	19	34	25	28	3	3	3	2QCC	10	11	9	12 CK	14	16	12	19 K
13	23	14	21	16	20	20	10	31	4	3	4	4QC	7	12	4	14 KK	97	84	13	168	41	27	12	55
14	8	4	6	6QC	19	31	23	27	68	62	25	105	17	14	17	14	65	30	65	30	18	9	16	12
15	38	24	37	25	36	31	35	32	65	42	98	9	12	10	14	8QC	15	17	7	24	45	37	24	58
16	13	9	10	12 K	11	20	23	7	19	14	11	22 K	42	39	34	47	41	27	30	38	23	15	23	15
17	30	36	31	35	4	7	8	3QCC	14	13	12	15 K	32	31	38	25	39	28	14	53	11	7	2	16 KK
18	45	41	34	52	5	7	4	9QCC	23	19	8	34	33	30	24	39	53	57	36	74	10	8	4	14 CK
19	37	34	36	34	14	10	4	20 K	61	46	32	76	31	22	24	29	28	22	16	35	9	9	7	11 CC
20	236	205	87	354	200	197	324	73	70	65	58	77	19	10	11	18	19	16	16	19	7	3	3	8 CK
21	51	23	50	24	22	20	25	17	38	36	36	38	11	9	8	12 CC	3	6	6	3QCK	19	24	17	26
22	19	17	20	17	25	21	31	15	36	27	32	31	12	9	10	11 CC	3	8	2	9QCC	18	24	27	15
23	18	7	15	10 K	17	15	14	18	33	33	39	28	9	5	9	5QCC	33	27	6	54	9	8	13	3 CK
24	22	24	34	12	30	30	33	26	14	15	14	16	13	11	7	17 KK	51	38	32	57	12	18	16	14 K
25	25	22	14	33	30	33	27	35	23	14	13	24	19	15	5	30	32	22	23	31	6	3	2	7QCK
26	8	4	4	8QC	23	21	25	19	8	14	15	8QC	20	22	30	12	12	12	13	11 K	4	3	2	4QCC
27	17	12	13	16	15	11	15	11 C	17	20	11	26	41	19	5	55	10	7	5	13 CK	5	7	8	5 CC
28	27	27	22	32	12	12	12	12 KK	16	21	28	9	10	10	12	8 C	14	15	7	23	8	10	7	11 CC
29	18	15	17	17	16	10	15	11 KK	6	6	4	9 CK	6	8	7	7 CK	16	16	12	20	8	8	6	11 CC
30	19	12	13	18	8	7	12	3 CK	17	32	13	36	25	17	16	27	18	16	14	20	9	6	8	6 CC
31	10	16	13	13 CK	8	7	5	11QCC					29	33	24	38					4	7	6	5 CC
	29.6				22.1				23.2				18.2				23.7				12.4			
		22.9				19.9				21.9				15.9				20.2				11.7		
			26.3				21.0				22.5				17.0				21.9				12.0	

ANNUAL MEAN N 22.60 S 19.11 M 20.85

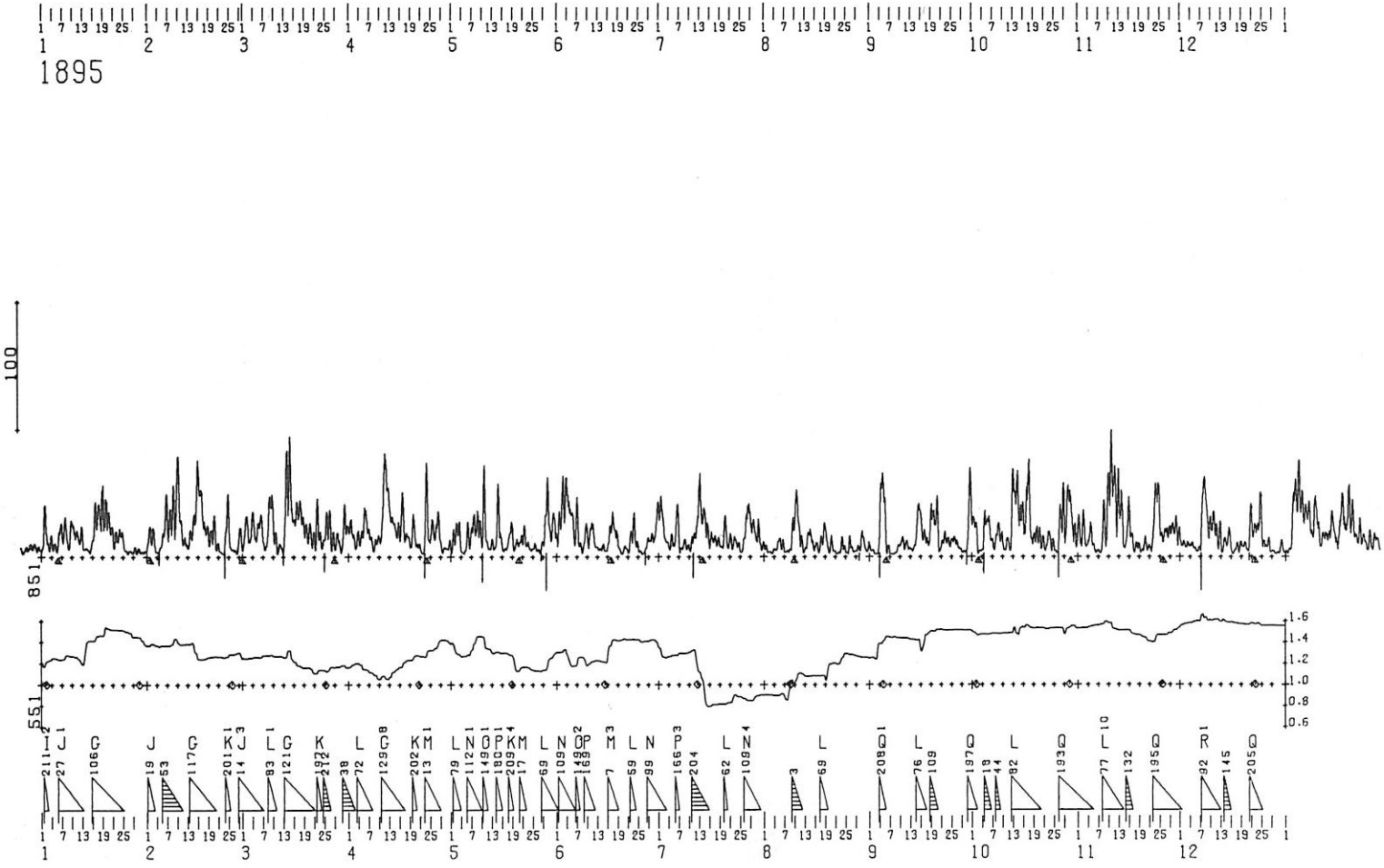
1895
100
851
551
1.6
1.4
1.2
1.0
0.8
0.6

52	port
100	
152	
170	
172	
220	


200
175
150
125
100
75
base

	JAN.			FEB.			MAR.			APR.			MAY			JUNE		
	N	S	M	N	S	M	N	S	M	N	S	M	N	S	M	N	S	M
1	24	22	7 39	19	17	12 24 K	19	16	10 25	34	17	21 31	14	12	4 22 K	24	20	8 37
2	14	17	19 12	19	14	10 23	23	20	32 11	14	11	15 11 K	20	18	14 25	49	41	26 64
3	13	9	4 18 KK	8	5	8 4 CK	28	20	14 34	14	15	9 21 K	21	16	26 11	43	46	26 63
4	10	6	5 11 CK	6	4	3 8QCC	19	20	25 14	18	11	9 21	3	3	4 2QCC	43	40	48 34
5	6	8	6 9 CK	13	15	9 20	19	26	21 24	24	28	15 37	18	13	6 26 K	35	30	32 32
6	21	24	18 27	39	33	24 47	27	24	32 19	29	24	30 22	20	10	11 20	29	16	9 37
7	18	19	11 27	27	23	12 38	11	6	9 8 CK	16	13	14 15	28	25	19 34	23	12	27 9
8	15	15	22 9	42	35	28 49	29	32	15 45	9	6	4 11QCK	32	22	19 35	10	3	7 6QCC
9	22	18	10 30	38	45	20 63	43	37	38 42	16	12	10 18 K	16	23	22 17	21	18	15 24
10	20	22	22 20	59	27	59 27	17	12	10 18	23	13	11 26	54	33	22 64	21	9	10 20
11	18	17	19 17	21	8	16 13	8	6	2 12QCK	70	67	66 71	12	10	13 9 C	26	20	28 19
12	19	15	11 24	12	8	9 11 CC	4	6	7 3QCK	51	49	52 48	12	3	6 10QCC	10	6	9 8 CK
13	6	7	6 7QCK	12	16	8 20 K	50	52	21 82	31	29	29 31	11	7	11 7 CC	8	5	5 8QCC
14	7	5	6 6QCC	23	26	15 34	70	57	33 95	21	27	26 21	40	32	14 58	8	7	5 11QCC
15	7	8	3 12 CC	62	42	29 76	35	29	36 27	16	22	16 23	17	11	15 14	6	2	5 4 CC
16	27	30	13 44	59	42	48 53	39	29	24 44	37	34	20 51	8	3	5 7QCC	26	11	12 25
17	33	32	23 42	35	22	28 29	38	36	29 45	17	14	16 15	10	10	6 14 CK	30	24	29 24
18	51	29	27 53	26	16	17 26	35	20	25 30	14	16	16 14 K	25	20	19 26	20	18	21 18
19	40	27	21 46	16	15	9 22	20	19	19 21	20	15	8 28	11	3	7 7 C	7	5	8 5 CK
20	27	30	21 36	20	22	10 33	19	21	13 27	16	15	23 8	13	10	15 8 CC	7	3	2 8QCC
21	20	21	18 24	11	5	6 11 CK	16	11	7 21Q	12	8	10 11 CC	18	11	12 17	10	3	7 6 CC
22	17	10	6 21 K	5	3	5 3QCC	26	22	5 43	4	3	5 2QCK	19	14	21 12	17	8	4 21 KK
23	11	17	12 17	5	6	3 7 CK	16	17	13 20	50	37	13 74	10	8	10 9 CC	27	19	11 35
24	20	17	17 21	42	30	22 50	9	10	6 13QC	13	12	14 12 C	9	4	6 7 CC	14	8	11 12 C
25	6	6	7 6 CK	6	8	9 6QC	25	27	20 32	26	19	21 24	9	7	6 10QCC	6	2	4 5QCC
26	5	3	2 5 CC	5	7	7 5QCC	20	24	30 14	21	19	14 26	8	3	5 6QCC	4	2	2 4 CC
27	2	5	4 3QCC	10	4	3 11QCK	10	15	14 12 KK	24	24	36 13	10	6	3 13 CC	16	7	7 16 CC
28	4	7	8 3QCC	16	15	22 10 K	14	13	8 20 KK	7	3	5 6QCC	27	17	12 33	17	9	13 13 C
29	4	8	5 6 CC				9	8	14 3QCK	8	6	8 6QCC	56	32	63 25	20	12	16 16
30	4	3	3 4 CC				29	25	12 42	10	8	7 12QCC	26	16	12 31	43	27	27 44
31	4	6	4 5QCC				24	16	18 22				25	23	29 19			
	15.9			23.4			24.2			22.3			19.4			20.7		
		14.9			18.3			21.8			19.2			13.6			14.5	
			15.4			20.8			23.0			20.7			16.6			17.6

	JULY			AUG.			SEP.			OCT.			NOV.			DEC.		
	N	S	M	N	S	M	N	S	M	N	S	M	N	S	M	N	S	M
1	48	26	33 40	10	4	6 9 CC	6	4	5 5 CC	29	25	31 23	27	13	30 10	10	11	12 9 CC
2	26	19	30 16	5	3	4 4 CC	4	3	4 3QCC	17	11	25 2	23	25	21 28	10	9	11 8 CC
3	12	11	11 12 CC	7	2	3 6QCC	9	5	2 11 C	8	3	5 6QCC	10	7	8 10 C	10	10	11 9 CC
4	13	11	6 19 KK	6	5	6 7QCC	59	65	58 66	22	20	6 37	21	19	16 24	7	12	9 10 CC
5	10	10	9 12 C	15	12	12 15 KK	24	33	42 15	36	21	28 29	9	9	11 8 CK	7	6	8 5 CC
6	37	28	35 30	9	8	6 11 KK	7	5	4 8 CK	22	12	20 14	5	4	3 6QCC	3	9	4 8QCK
7	7	4	3 8QCK	5	4	4 6QCC	2	2	2 2QCC	12	7	6 12 CK	4	4	4 4QCK	39	42	32 50
8	17	7	10 14 CC	7	3	4 7 CK	4	3	2 4QCC	21	22	18 26	26	30	21 36	49	46	55 40
9	10	6	6 11 CC	24	22	25 21	10	6	9 8 CC	16	16	12 20	42	32	10 63	26	20	17 29
10	13	7	4 16QKK	47	42	44 46	14	13	12 15 C	5	5	6 5QCK	76	63	39 100	29	27	20 36
11	18	12	15 15	20	14	25 9	10	9	6 13QCC	17	10	16 12 KK	76	47	51 71	18	21	18 22
12	44	31	24 51	11	5	12 4 CC	9	6	8 7 CC	45	22	5 61	55	29	15 69	16	18	6 28
13	41	33	48 26	16	7	7 17 KK	7	5	6 6 CC	51	39	50 40	43	34	29 48	7	6	3 10 C
14	38	29	39 28	20	14	17 18	19	13	9 23	53	38	68 23	6	9	8 8 C	9	14	13 10 CK
15	21	17	27 11	9	8	13 5 CK	40	36	40 36	48	33	37 43	40	23	16 48	12	21	18 15 K
16	13	15	14 14 K	11	7	12 6 CC	23	13	23 13	30	26	19 38	21	13	16 18	3	3	2 4QCK
17	16	12	15 13 K	15	7	5 17 CK	22	11	16 16 K	56	57	57 56	8	6	5 9 CK	11	8	7 12 CC
18	16	8	10 14QCC	22	15	12 25	24	11	9 27	14	10	14 11 C	10	9	7 12QCC	9	7	3 13 CC
19	10	5	7 8QC	18	7	18 7 KK	37	29	28 37	24	15	17 23	5	5	5 5QCC	8	9	8 10 CC
20	24	23	26 21	15	5	3 17 KC	41	32	25 48	18	16	10 23	12	9	5 17 CC	8	7	9 6 CC
21	13	7	8 12 C	6	3	5 6 CC	5	5	3 7 C	11	12	6 17 KK	7	7	5 9QCC	21	32	11 42
22	17	7	16 7 KK	4	2	2 4QCC	18	12	14 17 K	8	6	6 8QCK	10	8	8 10 KK	24	18	17 25
23	16	12	17 12 C	11	8	3 16 KK	13	14	12 15 KK	16	20	20 15 K	35	46	23 58	24	21	18 26
24	10	7	9 8 CC	7	6	5 8 CK	13	8	9 12 CK	9	9	4 14QKK	61	36	42 55	37	35	26 46
25	8	3	4 7QCC	5	3	3 4 CK	18	12	13 17 K	4	4	6 3QCC	18	14	16 17	11	10	7 13 K
26	31	20	17 34	16	8	15 9 KK	12	8	10 10 CK	28	20	6 42	21	17	20 19	11	10	9 11 CK
27	51	25	40 35	5	3	4 5QCC	7	6	7 7 CC	36	40	19 58	22	17	16 23	10	5	10 5 CC
28	31	18	21 28	8	6	5 9 CC	3	5	3 5QCC	36	27	13 50	27	17	18 26	3	5	5 3QCC
29	17	14	18 13	14	11	5 21 KK	12	8	4 17 K	62	34	52 44	31	19	18 32	3	3	3 4QCC
30	23	19	30 12	12	7	13 6 CK	46	60	66 40	29	21	27 23	18	13	9 24	7	11	4 14 CC
31	12	5	5 12 CC	9	6	3 12 CC				17	10	11 15 K				4	5	5 4QCC
	21.3			12.5			17.3			25.8			25.6			14.3		
		14.4			8.4			14.7			19.7			19.5			14.8	
			17.9			10.5			15.9			22.7			22.5			14.5

ANNUAL MEAN N 20.23 S 16.13 M 18.17

1896

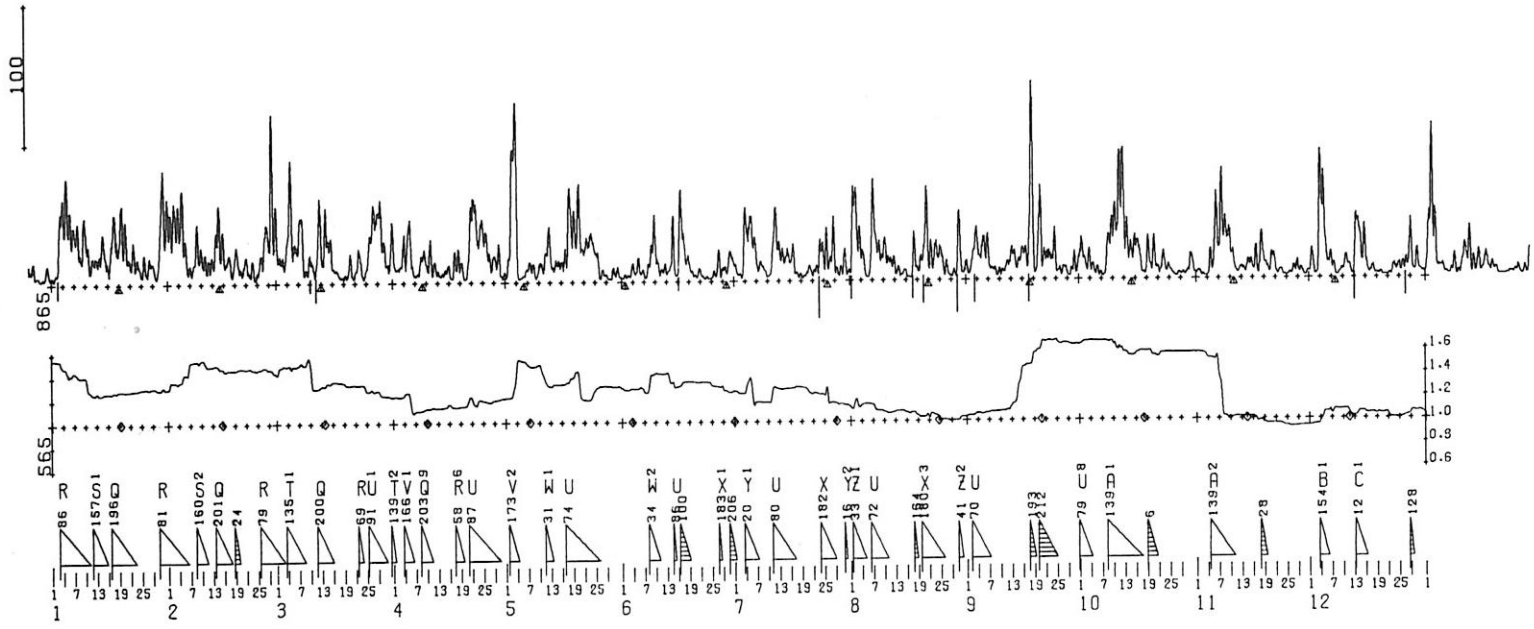

	JAN.				FEB.				MAR.				APR.				MAY				JUNE			
	N	S	M		N	S	M		N	S	M		N	S	M		N	S	M		N	S	M	
1	4	5	4	5QC	48	32	32	48	24	14	23	15	17	10	18	10	11	8	3	16 KK	6	3	3	6QCC
2	8	11	6	13QK	46	37	34	50	20	12	13	19	7	10	9	9 CC	49	68	22	95	6	3	3	6 CC
3	44	63	51	56	48	39	31	56	19	15	9	26	24	15	12	27	110	106	87	129	10	5	4	11 CC
4	64	46	36	74	62	40	35	68	56	68	35	89	26	14	17	23	7	3	8	2 C	9	6	9	6 CK
5	55	36	39	52	30	22	20	32	33	22	28	28	25	43	41	27	4	3	4	4QCC	10	15	15	10 KK
6	41	28	29	41	12	9	8	13 C	15	30	25	21	12	7	13	5 CK	11	3	5	10 CC	10	4	6	9 CC
7	39	33	32	40	11	6	8	11QCC	51	41	45	47	8	3	5	7QCC	13	10	11	12 CC	4	3	3	4QCC
8	18	20	22	17	25	30	14	41	15	5	13	7 K	17	11	13	16	7	13	10	9 CC	22	12	13	22
9	28	41	22	48	25	17	17	25	15	11	7	19 KK	19	18	21	16	7	3	2	8 CC	42	27	21	48
10	25	26	25	26	17	12	14	15	13	12	12	13 KK	22	11	9	24	15	9	11	13 KC	15	12	13	14 K
11	15	10	8	17 K	20	8	14	14 K	8	8	5	12 C	14	8	16	7 K	15	14	8	22	7	6	4	10 CC
12	19	14	16	18	17	10	9	19 KK	44	41	39	46	13	7	16	5 CC	32	28	20	40	11	9	7	13 CC
13	22	12	14	20	30	15	12	34	23	16	12	27	7	5	7	5 CC	13	8	12	10 C	7	6	5	8 CC
14	25	30	21	34	41	37	27	51	46	26	45	27	7	7	7	7QCC	12	12	11	12 KK	41	19	12	48
15	20	14	19	16	33	20	16	37	25	24	30	20	12	8	8	12 CC	15	11	16	11 CK	7	4	7	4 C
16	13	13	6	20 K	14	12	13	13 C	8	9	10	8 CK	5	3	6	3QCK	17	10	14	14	47	42	23	66
17	47	33	32	48	22	14	18	18 K	7	7	8	5QCC	9	18	12	15 K	32	30	16	46	26	31	32	25
18	36	15	31	20	9	7	5	12 C	4	3	4	4QCC	13	19	17	15	40	44	55	29	15	16	12	19
19	54	34	32	56	21	21	27	16	5	4	6	3QCC	11	10	15	7 CK	38	39	51	26	10	8	10	7 CK
20	30	30	20	40	7	9	7	9QCC	14	14	8	20 K	3	3	2	4QCC	45	60	55	50	5	3	4	6QCC
21	15	16	15	17	17	10	10	17 KK	4	3	4	3QCK	38	34	17	55	29	17	24	23	9	3	3	10 CC
22	28	13	10	31	14	6	12	8QKK	20	10	9	21 K	64	46	60	50	28	25	23	29	6	3	5	4 CC
23	15	11	9	17QC	11	10	4	16QKC	15	13	21	8 K	38	30	41	27	34	27	27	34	4	3	2	4QCC
24	12	10	11	10 CC	6	3	3	6QCK	6	4	2	8QCC	51	31	37	45	28	22	27	23	2	2	2	2QCC
25	12	14	5	21 KK	14	11	6	20 KK	20	25	11	34	42	21	26	37	21	15	20	17	7	3	3	8 CC
26	11	8	9	10QK	24	15	11	28	46	40	30	56	25	15	21	20	6	3	2	7QCK	16	5	4	17 KK
27	17	13	16	14 K	40	34	42	31	46	42	38	50	18	7	7	17 K	5	5	6	5QCC	12	8	13	7 KK
28	10	7	12	5QCC	76	68	23	121	50	50	50	50	19	11	18	13	4	2	4	2QCC	8	10	8	10 CC
29	12	15	5	22 K	39	37	21	55	26	24	23	27	12	20	28	4 K	9	3	2	10 CC	16	9	6	20 K
30	57	73	56	74					13	12	11	14 K	6	4	2	8QCC	7	6	5	8 CC	21	13	19	14
31	52	34	26	61					30	27	14	43					6	3	6	3QCC				
	27.3				26.8				23.3				19.4				21.6				13.7			
		23.4				20.3				20.4				15.1				19.7				9.8		
			25.4				23.6				21.8				17.2				20.6				11.7	

	JULY				AUG.				SEP.				OCT.				NOV.				DEC.			
	N	S	M		N	S	M		N	S	M		N	S	M		N	S	M		N	S	M	
1	9	8	11	7 CK	44	31	7	68	9	6	11	4QCC	22	27	22	27	4	7	4	6 CC	15	12	5	22 KK
2	6	3	4	6 CC	47	54	64	37	15	14	8	21	12	14	15	12 C	4	4	4	4QCC	6	6	9	3 CK
3	29	20	3	46	26	30	31	25	36	24	22	38	15	13	6	22 K	2	2	2	2QCC	38	37	4	70
4	33	33	39	28	18	17	22	13	21	14	17	18	6	11	6	12 CK	14	11	4	22 KK	84	55	61	77
5	38	44	47	35	3	3	4	2QCC	30	27	26	31	7	6	4	8 CC	18	10	7	22	20	24	29	15
6	24	29	28	25	26	23	7	42	25	22	14	33	6	4	4	6QCC	45	43	63	26	21	11	12	20 K
7	12	7	10	9 C	46	45	58	34	11	7	9	9 C	3	3	2	3QCC	65	37	24	79	6	11	7	11 CK
8	16	9	14	11 CC	27	21	19	29	8	8	7	10 CC	22	21	11	32	46	28	29	45	2	2	2	2QCC
9	4	7	7	4QCC	18	14	17	16	7	4	3	8QCC	41	29	25	45	37	29	33	33	6	6	4	8 CC
10	5	3	4	6 CK	24	19	31	12	5	6	3	8 CC	43	41	39	45	22	17	18	21	10	13	6	17 KC
11	31	32	24	38	18	15	17	17 K	7	11	6	12QCC	81	50	39	92	5	8	7	6 CK	12	9	11	10 CC
12	38	30	45	23	13	13	9	18 KK	15	11	13	13 K	82	62	50	94	6	7	4	9 CC	4	4	5	3QCK
13	23	16	20	18	8	4	4	8QCK	24	19	24	19	33	30	20	44	8	6	8	7 CC	30	43	33	40
14	22	10	15	17	8	3	6	5 CC	13	9	11	11 CK	26	15	14	27	12	8	7	14 CC	35	30	35	30
15	22	15	24	13	8	6	7	8 CC	17	15	12	20	27	16	14	29	10	12	10	12 CC	32	20	13	39
16	25	16	14	27	3	2	2	3QCC	26	19	21	24	30	21	24	26	19	10	7	23 K	8	9	12	6 C
17	5	7	6	7QCK	10	5	2	13 KK	29	16	10	35	10	10	16	5 KK	8	8	7	9 C	7	6	5	8 CC
18	6	3	3	6 CC	26	12	28	10	91	97	110	78	6	4	5	5 CK	19	31	31	19	4	5	6	3QCC
19	4	3	2	4QCC	13	10	6	18 KK	5	6	5	6 C	20	23	31	12	11	11	12	11 CK	2	3	3	3QCC
20	7	3	5	6 CC	24	13	14	23	53	52	42	63	17	15	7	25	6	7	7	6 CK	4	3	5	2QCC
21	13	4	11	6 CC	39	52	67	24	13	17	8	22	14	9	14	10 KK	19	18	18	19 K	2	2	2	2 CC
22	8	5	7	6 CC	13	21	15	20	13	20	15	18	6	6	5	7 CC	3	5	5	3QCC	2	3	3	3 CC
23	23	12	11	24	22	17	12	26	13	19	17	15	12	17	16	13 K	4	9	6	7 CC	6	11	6	11 CC
24	25	19	21	23	23	13	18	19	21	28	26	24	8	8	5	11 CC	2	3	2	3QCC	6	10	6	11 CC
25	29	17	8	38	23	16	24	15	7	5	6	7 CK	4	7	6	5 CC	3	3	2	4QCC	10	7	8	9 CC
26	18	7	8	18 K	9	9	4	15 CC	9	5	4	9 CC	2	3	3	2QCC	6	4	4	7 CC	14	7	8	13 CC
27	24	34	26	32	4	4	5	3QCC	5	8	9	5QCC	4	4	3	5QCC	9	10	7	12 CC	21	16	9	29
28	5	8	8	6QCK	7	4	2	9QCC	3	3	3	3QCC	4	5	3	5QCC	6	8	6	8 CC	19	16	29	6
29	7	8	4	10 CK	22	13	3	33	16	13	9	21 K	4	6	3	6 CC	3	5	5	3 CC	9	18	6	22 K
30	10	20	13	16 K	26	19	38	6	10	7	4	12 C	7	16	6	18 KK	2	6	2	6 CC	5	9	8	6 CK
31	8	4	4	8QCK	9	7	5	12 CC					10	7	12	5 CK					4	5	4	4 CC
	17.0				19.6				18.5				18.8				13.9				14.3			
		14.1				16.7				17.1				16.2				12.3				13.4		
			15.6				18.1				17.8				17.5				13.1				13.8	

ANNUAL MEAN N 19.53 S 16.55 M 18.02

1897

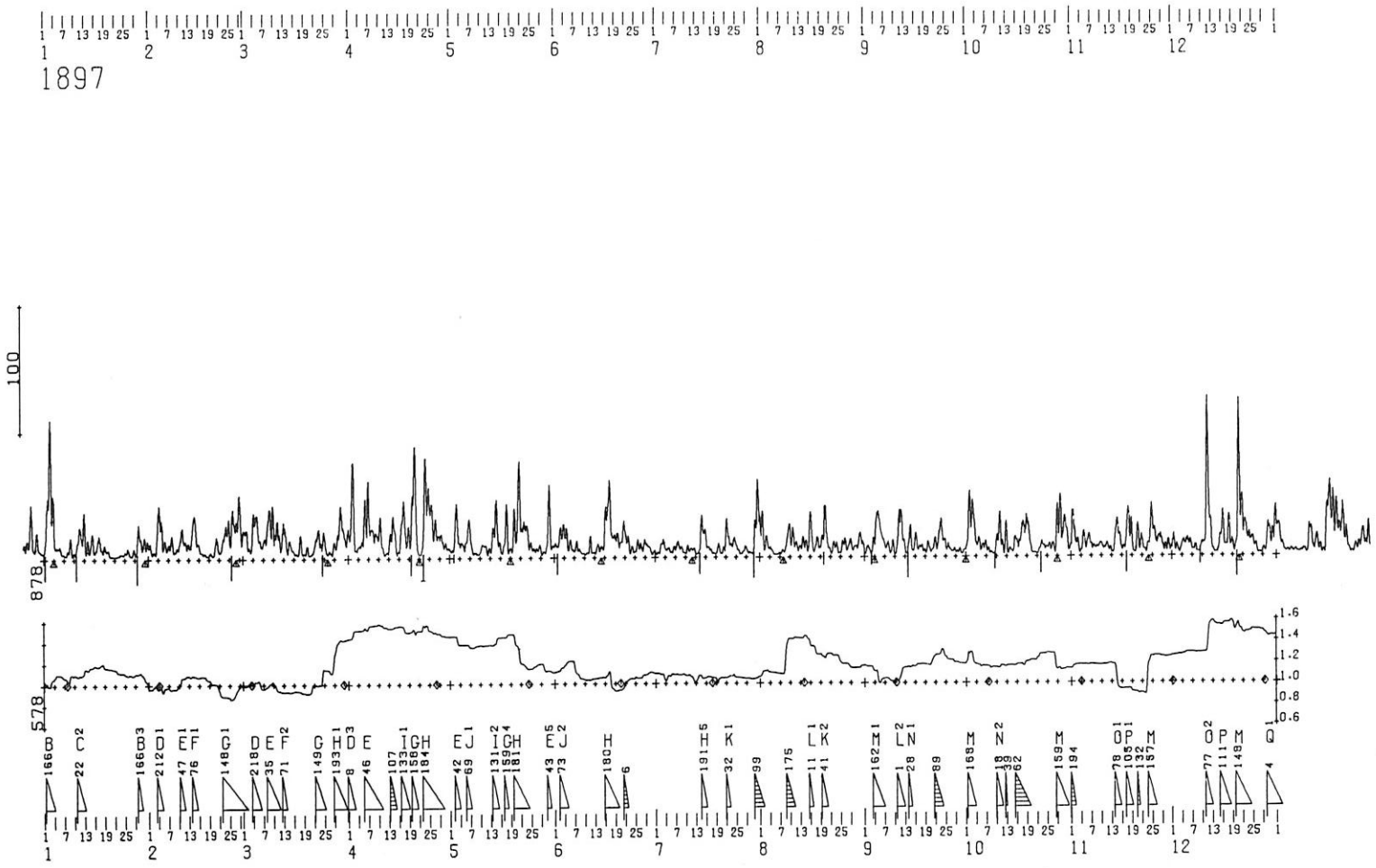

	JAN.				FEB.				MAR.				APR.				MAY				JUNE			
	N	S		M	N	S		M	N	S		M	N	S		M	N	S		M	N	S		M
1	24	26	10	40	7	10	10	7 CC	22	21	20	23	25	17	16	27	7	5	5	7 CK	12	8	12	9 CC
2	87	63	40	110	3	6	4	5QCC	12	8	10	10 CK	55	38	76	17	25	22	9	37	21	14	11	25
3	39	33	27	45	21	21	7	35	16	15	5	27	7	8	6	9QCK	24	11	23	12	22	20	15	27
4	7	10	8	10 C	36	24	30	30	31	28	26	34	9	11	10	11 CC	12	12	12	11 KC	21	13	16	18
5	6	10	9	8 CC	12	9	6	15 C	23	14	24	14	34	14	12	37	10	9	6	13 CK	13	7	6	15 CK
6	3	5	4	4QCC	10	7	7	9 CC	10	10	9	11 CK	50	33	22	61	22	25	19	27	6	6	6	7QCC
7	5	3	3	5 CC	13	11	9	16 CC	13	15	16	12	28	19	24	24	8	8	12	4 CK	8	9	7	11 CC
8	12	10	5	18 KC	8	5	9	5 CC	35	33	29	39	21	17	22	16	5	3	4	4QCC	6	5	7	4 CC
9	4	3	2	5QCC	6	7	6	7 CC	34	21	17	38	17	17	20	14	4	3	3	4QCC	4	3	3	4QCC
10	6	8	3	12 CC	23	14	13	24	23	17	20	21	19	25	29	15	10	8	8	10 CC	4	2	2	4QCC
11	16	24	17	23	19	9	14	15	18	17	19	16	6	4	8	2QCK	11	7	9	9 CC	14	7	4	17 KK
12	24	25	12	37	11	11	9	13 CC	17	14	9	22	4	5	5	4QCK	7	3	2	8 CC	5	3	3	4 CK
13	13	9	8	15 K	16	9	8	17 K	20	15	25	11	17	15	18	14	20	11	6	25	7	6	3	10 CC
14	7	7	4	10 CK	35	29	32	31	9	10	5	15 CC	35	18	32	21	34	30	18	46	12	3	8	8 CC
15	13	11	21	4 KK	10	12	11	12 C	7	7	9	7 CC	6	4	4	6QCK	14	9	11	12 K	13	5	7	11 C
16	8	9	7	11 CK	5	6	6	5QCC	4	3	3	4QCC	18	20	10	28	7	3	4	7 CC	40	37	40	37
17	14	12	19	7 KK	4	4	3	5QCC	12	8	3	18 KK	25	40	46	20	31	25	13	42	36	47	61	23
18	12	5	6	10 CC	2	2	2	2QCC	4	5	5	3QCK	16	19	10	25	7	4	4	8 C	23	12	16	19
19	7	6	7	7 CC	5	3	4	3QCC	9	6	5	10 CC	30	20	8	42	19	9	5	23	18	16	15	20
20	4	3	4	2QCC	8	7	3	12 CC	3	3	3	3QCC	56	74	55	76	29	14	28	15	11	10	8	13 C
21	2	2	2	2QCC	10	10	13	6 KC	5	4	3	6QCC	11	7	14	4 K	44	64	69	40	19	22	19	23
22	3	2	2	3QCC	9	8	4	13 CC	16	10	12	15 C	5	5	3	7QCK	26	22	23	25	19	14	17	16
23	3	3	2	4 CC	18	20	15	23	21	14	23	12	59	47	28	79	21	28	23	26	8	5	8	5 CC
24	5	3	4	4 CC	19	27	20	27	18	9	7	21 K	43	44	42	45	11	10	11	11 C	8	3	8	4QCC
25	8	5	5	9 CC	20	26	9	37	6	7	9	4 CK	33	38	35	36	9	6	7	8 CC	12	7	5	15 CC
26	2	3	4	2 CC	29	24	26	26	4	4	3	5QCC	22	25	16	31	7	5	5	7QCC	9	7	6	10 CC
27	5	7	4	7 CC	41	31	22	50	10	6	3	12 CC	14	18	15	18	9	7	7	10QCC	10	9	5	15 CC
28	12	12	3	21 KK	21	17	22	17	13	10	7	17 KK	13	18	19	13	5	3	2	6QCC	12	7	11	9 CC
29	15	15	17	14					31	29	19	41	10	10	8	13 CC	9	5	4	11 C	7	6	8	4 CC
30	14	12	10	16 KK					17	24	23	19	8	7	7	8 CC	41	29	49	21	5	4	3	6QCC
31	6	13	8	12 CK					22	9	12	20					10	7	8	9 CK				
	12.5				15.0				15.6				23.2				16.0				13.5			
		11.6				13.1				12.8				21.3				13.2				10.5		
			12.0				14.0				14.2				22.2				14.6				12.0	

	JULY				AUG.				SEP.				OCT.				NOV.				DEC.			
	N	S		M	N	S		M	N	S		M	N	S		M	N	S		M	N	S		M
1	4	2	2	4 CK	37	19	20	37	6	6	2	9 CC	33	20	11	42	24	33	36	21	7	15	12	11 KK
2	10	3	3	11 CC	14	6	5	15 C	6	5	7	4QCC	41	31	29	43	12	12	11	12 CK	7	7	9	6 CC
3	15	7	15	8 CC	13	6	12	8 CC	9	10	6	14 KK	20	22	30	12	7	4	6	5 CC	5	6	3	9 CC
4	8	5	5	8 CC	4	6	6	5QCC	32	29	25	35	15	10	10	16 CC	16	11	7	21 K	11	11	13	10 CC
5	6	4	6	4QCC	2	2	2	2QCC	30	20	29	20	9	6	5	11 CC	9	10	7	12 C	11	14	14	11 KK
6	6	7	5	9 CC	4	2	2	4QCC	16	11	16	11 CK	8	11	7	13 CC	15	13	19	10 K	8	12	12	8 CC
7	12	9	8	13 CC	5	3	2	6QCC	10	8	7	11 CC	5	4	4	5 CC	7	8	6	9QCC	8	6	6	9 CC
8	9	6	6	9 CC	6	6	4	8 CC	7	4	7	4QCC	2	4	4	3QCC	6	8	6	8QCC	4	4	4	4QCC
9	4	3	4	3 CC	30	14	18	27	9	8	12	5 CC	7	6	2	11 KC	11	9	9	11 CC	9	8	5	12 CC
10	9	3	5	8 CC	18	13	9	23	12	5	2	15 C	23	20	14	30	8	7	8	7 CC	11	12	10	13 C
11	7	5	6	7 CC	14	6	8	12 CK	41	33	37	37	17	9	14	13 K	11	7	9	9 CC	91	80	110	61
12	10	3	7	6 CC	9	7	7	9 CC	15	10	13	13 K	18	13	3	28 K	4	8	5	7QCC	21	20	30	10
13	4	2	3	4QCC	13	9	6	16 CC	6	4	3	7 CK	6	3	3	6QCK	11	5	4	12 KK	4	4	5	3QCC
14	24	16	7	33	13	7	7	13 CC	13	21	16	19 K	4	5	5	4QCK	18	29	22	25	5	4	3	6 CK
15	25	16	19	22	16	15	4	27	9	5	5	10 CK	12	16	15	13 K	12	13	19	7 K	24	15	18	22
16	10	6	8	8 CK	18	12	24	5	12	12	18	7 KC	13	9	9	13 CK	6	8	6	8 CC	11	24	26	9
17	7	3	5	6 CC	8	7	6	10 CC	9	8	9	8 CC	25	21	17	29	27	29	17	39	22	20	9	33
18	4	2	4	3QCC	17	6	15	9 KK	8	3	5	7 CC	30	21	18	34	32	16	21	28	12	12	9	15 C
19	9	6	4	12 CC	12	13	12	13 C	7	8	3	12QCC	22	16	25	14	7	4	8	4 CK	8	7	5	9 CK
20	5	2	4	4 CC	37	21	41	18	6	6	8	4 CC	5	3	5	3QCC	18	13	4	26 K	86	54	15	125
21	14	6	8	12 KK	9	7	9	8 CK	11	9	7	14 CC	2	3	3	3QCC	13	7	6	15 C	43	35	30	47
22	26	14	24	17	8	5	2	11 CC	14	7	9	13 C	5	5	3	7 CC	10	6	11	6 CC	30	22	24	27
23	9	9	10	8 CC	13	6	7	12 CC	26	23	22	28	5	15	11	9 CC	7	7	3	10QCC	23	13	17	19
24	17	8	14	12 CC	4	2	3	4QCC	14	12	12	14 K	5	9	7	8 CC	23	29	10	42	17	11	13	15
25	7	6	7	5 CC	9	7	7	10 CC	10	6	5	11 CK	7	10	7	10 CC	21	22	20	22	11	8	9	10 CC
26	4	2	3	3QCC	12	7	15	5 CC	4	7	6	4QCC	10	9	7	12 CC	15	13	12	16	4	3	5	3QCC
27	7	7	5	8 CC	14	8	9	13 CC	7	5	5	7 CC	23	16	3	36	15	14	17	13	2	2	2	2QCC
28	5	4	6	3 CC	9	5	8	6 CC	3	4	4	4QCC	35	32	18	50	9	7	9	8 CC	4	8	7	4QCK
29	5	2	4	4QCC	12	7	9	9 CC	6	3	7	2 CC	20	19	14	25	12	9	7	13 KC	24	21	20	25
30	16	19	9	26	20	10	11	20 C	5	6	5	6 CC	28	21	27	21	5	8	5	9QCK	22	13	13	22
31	54	35	61	28	10	10	10	10 CK					8	7	5	10 C					28	29	17	40
	11.3				13.3				12.0				15.0				12.9				18.4			
		7.3				8.1				10.0				12.7				12.3				16.1		
			9.3				10.7				11.0				13.8				12.6				17.2	

ANNUAL MEAN N 14.90 S 12.42 M 13.64

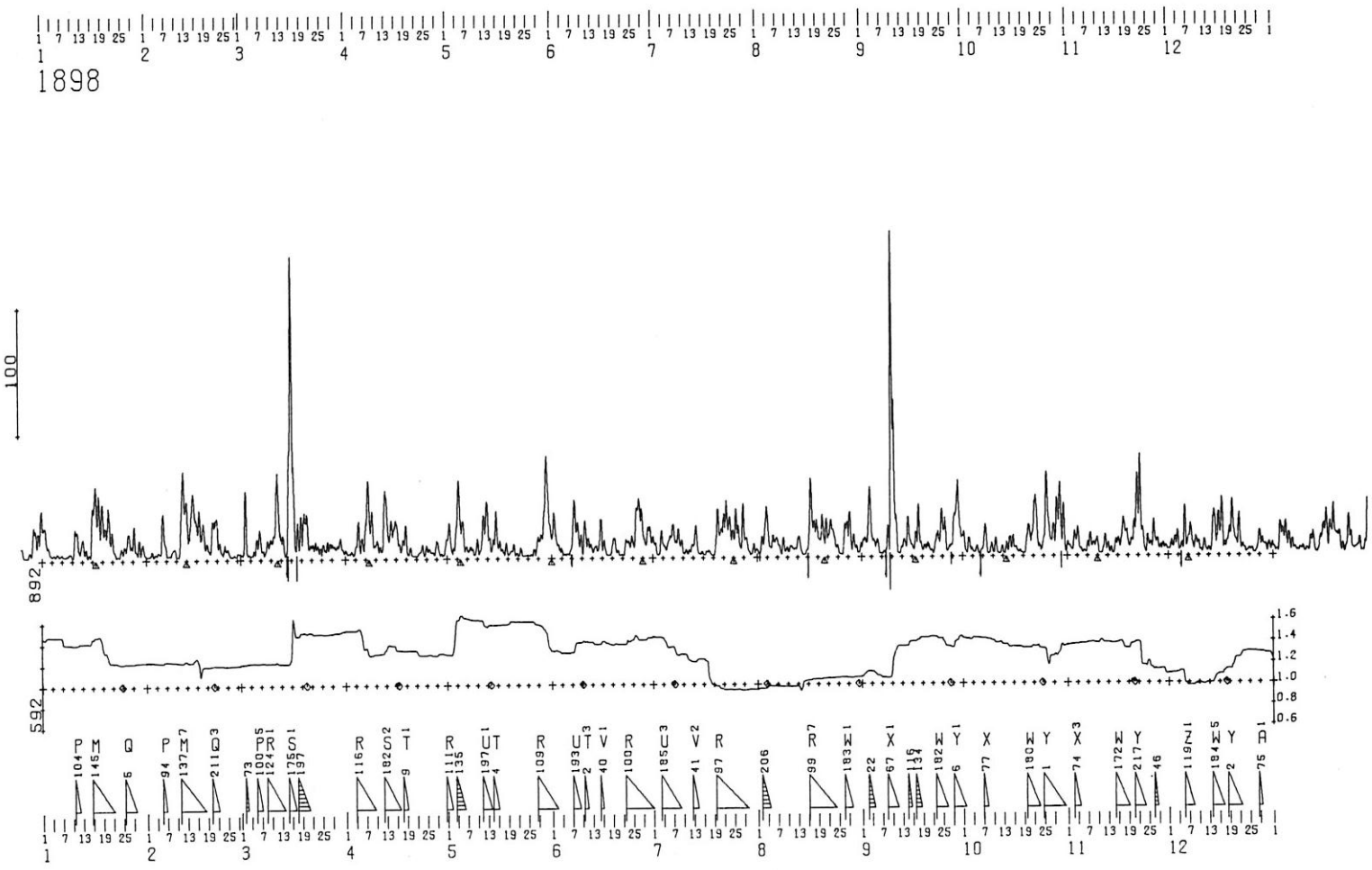
1898
100
892
592
1.6
1.4
1.2
1.0
0.8
0.6

	JAN.				FEB.				MAR.				APR.				MAY				JUNE			
	N	S		M	N	S		M	N	S		M	N	S		M	N	S		M	N	S		M
1	27	22	23	26	2	4	3	4QCC	4	5	4	5 C	6	4	6	4 CC	21	24	19	26	24	31	21	33
2	16	8	13	11 CK	4	7	4	7 CC	26	34	54	6	6	4	4	6 CC	9	5	6	8 CK	15	13	16	12
3	3	5	4	4QCC	3	5	3	5 CC	3	3	4	3QCC	6	4	4	6 CC	20	14	7	27	10	6	6	9 CC
4	3	5	4	4QCC	4	7	5	6 CC	7	3	4	7QCC	15	24	10	29 K	44	52	61	35	4	3	2	4 CC
5	5	5	5	5 CC	18	22	5	36	10	10	3	17 KK	13	12	9	17 K	26	25	24	28	3	3	2	4QCC
6	4	5	4	6 CC	12	14	16	10 K	14	21	14	21	15	14	8	21	8	9	6	11 CK	7	5	4	8 CK
7	2	3	3	3QCC	3	4	4	3QCC	5	8	6	7QCK	43	54	39	58	7	6	5	8 CC	49	26	30	45
8	5	4	4	5 CC	5	6	4	7 CC	9	10	5	14 CC	25	34	20	38	9	7	8	8 CC	20	24	21	23
9	3	6	5	4QCC	6	8	9	4 CC	14	12	9	17 K	8	11	9	10 C	9	5	3	11 CC	11	16	11	16 K
10	18	11	4	25	4	4	3	5 CK	19	14	15	19	12	10	14	8 CC	10	7	10	7 KK	24	12	5	30
11	14	17	23	8	58	46	36	68	50	48	30	69	11	5	11	6 C	26	22	14	35	14	15	13	16
12	10	10	5	15 CC	46	38	37	47	23	24	31	16	36	48	36	48	31	36	22	45	9	10	10	8 CK
13	9	10	13	6 CK	24	14	21	18	12	15	20	8 K	25	18	29	14	13	17	14	16	8	5	5	9QCC
14	7	4	7	4 CC	52	38	37	53	10	4	4	11 K	23	23	25	21	10	13	8	16 C	13	4	10	7 CC
15	25	12	3	34	31	30	34	27	132	175	87	220	28	27	24	31	23	25	26	22	19	24	14	30
16	48	47	37	58	26	29	25	30	84	69	103	50	17	19	23	13	8	10	9	10 CK	10	11	13	8 KK
17	46	33	27	52	31	14	16	30	22	14	7	29	10	8	6	13 CC	8	4	8	5 CC	4	2	3	3 CC
18	36	27	18	45	16	9	12	13 C	15	26	7	34	20	18	11	28	8	8	9	7 CC	5	3	2	5QCC
19	25	20	21	24	6	7	8	5 CK	27	30	20	37	5	3	4	4QCK	5	3	3	6QCC	15	15	17	13 C
20	34	25	23	36	20	27	17	31	23	28	28	23	10	3	10	3 CC	10	8	6	12 CC	6	5	4	6QCC
21	20	15	13	23	35	25	27	33	10	8	9	10 CK	2	3	2	3QCC	4	4	2	5QCC	4	2	2	4QCC
22	5	6	7	5 CK	13	10	9	15 C	15	5	13	8 CC	4	3	2	5QCC	7	5	2	10 CC	9	3	2	10 CC
23	2	3	3	3QCC	4	5	5	4QCC	13	9	11	12 CC	11	7	6	12 CC	3	2	2	3QCC	15	13	14	14 C
24	5	9	6	8 CC	12	7	13	6 CC	5	7	4	7 CC	7	5	2	10 CC	4	2	2	4QCC	13	13	9	18 KK
25	5	12	7	10 CC	5	5	7	3 CC	10	9	12	7QCC	7	7	6	9 CC	4	2	2	4QCC	21	17	10	28
26	16	19	14	21 K	2	4	3	4QCC	7	12	6	14 KK	5	5	5	6QCC	7	3	2	8 CC	46	39	37	48
27	8	12	9	11 C	2	3	3	3QCC	11	12	12	11 CK	8	6	3	11 CC	13	6	3	16 KK	31	32	29	34
28	17	18	27	7 K	5	5	5	5 CC	10	10	9	11 CC	9	8	13	4 CC	20	13	14	20	12	14	15	12 C
29	14	7	4	17 KK					9	9	9	9QCC	4	3	4	2QCC	32	22	15	39	19	23	21	21
30	8	7	4	11 CK					12	15	15	11 KC	11	10	5	16 CK	62	71	77	56	23	12	19	16
31	7	4	8	3 CC					6	6	7	5 CC					18	27	27	18				
	14.4				16.0				19.9				13.4				15.5				15.4			
		12.6				14.2				21.2				13.4				14.7				13.3		
			13.5				15.1				20.5				13.4				15.1				14.3	

	JULY				AUG.				SEP.				OCT.				NOV.				DEC.			
	N	S		M	N	S		M	N	S		M	N	S		M	N	S		M	N	S		M
1	14	10	12	12 KK	5	3	5	4 CC	10	16	12	13 CC	17	9	21	5 K	11	9	11	9 CC	8	8	6	11 CC
2	4	3	3	4QCK	12	14	17	10 K	19	14	12	22	11	7	3	16 KK	9	6	6	10 CK	13	9	8	15 CC
3	11	18	15	14 K	28	37	26	38	41	43	53	31	7	7	7	7 CK	19	14	18	15	13	17	10	21 K
4	10	8	10	9 CC	14	14	19	9	9	16	12	12 C	4	5	4	5QCC	16	9	17	8 KK	5	9	4	10 CK
5	14	10	11	14 CC	10	17	9	18 KK	14	12	12	14 CC	7	5	10	2 CC	5	5	5	5 CC	26	20	7	39
6	25	18	17	26	14	14	13	16	4	3	3	4QCC	6	5	4	6 CC	6	4	4	6 CC	8	15	8	16 C
7	15	15	18	13	9	10	10	8 CC	4	4	2	6QCC	18	20	14	24 K	13	16	10	19 K	17	21	17	22
8	10	24	18	17	11	10	4	17 KC	17	15	7	25 K	3	4	4	3 CK	8	10	8	11 CK	10	9	10	10 C
9	11	10	13	9 CK	5	7	4	8QCC	109	155	6	259	5	10	8	8 CC	13	11	10	15 CC	12	14	13	12 KK
10	6	4	3	7 CC	8	6	5	10QCC	54	94	100	48	8	11	3	16 CC	6	2	6	2QCC	6	5	6	6QCC
11	6	3	3	7 CC	11	5	9	7 CC	20	13	30	3	4	3	5	2QCC	5	7	4	8QCC	7	10	6	12 CC
12	10	6	6	11 CC	10	7	7	10 CC	7	4	3	8 CC	5	8	4	9QCC	16	10	17	9 KK	5	6	5	6QCC
13	20	18	13	26	13	14	17	10 KC	13	11	10	14 KC	6	4	2	8 CC	6	7	6	6QCC	8	6	5	9 CK
14	6	4	7	3QCK	4	2	4	2QCC	13	26	8	32	14	8	7	15 KK	4	3	4	3QCC	31	30	31	31
15	4	4	3	5QCC	5	4	3	7 CC	11	12	14	10 C	15	10	8	17 KK	12	13	12	13 CC	28	21	14	36
16	5	3	2	6QCC	36	43	16	63	9	8	7	10 CK	8	7	7	8 CK	11	13	12	12 K	33	32	19	47
17	5	5	5	5 CC	21	37	30	28	35	23	19	39	6	4	5	5QCC	23	27	23	26	11	7	6	12 C
18	3	2	3	2QCC	21	24	23	23	11	11	14	8 C	3	3	4	3QCC	24	16	20	19	13	14	11	16 K
19	12	9	2	18 K	14	14	15	14	7	8	6	10QCC	9	4	3	11 CK	9	8	9	9 CK	38	22	20	41
20	28	27	38	18	18	30	34	14	8	10	10	8 KC	17	25	20	23	23	17	12	28	22	14	23	14
21	31	22	24	31	15	28	28	16	7	5	6	6QCC	21	13	14	20	54	34	21	66	27	13	12	28
22	34	36	24	46	24	24	18	31	7	7	2	11 CC	42	42	45	40	56	47	40	63	14	8	14	8 K
23	26	28	22	33	16	24	22	18	16	17	18	15	9	10	11	9 C	14	19	23	11	6	6	7	6QCC
24	19	17	14	22	7	11	8	10QCC	24	31	17	38	11	9	7	13 CK	12	8	4	16 KK	5	6	4	6 CC
25	25	26	17	34	3	3	4	2QCC	24	21	21	24	49	36	18	67	8	10	9	10 CK	6	5	5	6QCC
26	17	19	26	11	13	7	2	18 KK	7	5	6	6QCK	29	18	32	15	14	22	8	29	2	3	2	3QCC
27	31	22	9	44	28	22	22	29	7	9	8	10 C	24	15	14	25	12	15	13	15	11	13	6	18 KK
28	11	19	14	17	21	29	36	15	22	41	31	32	33	25	11	47	7	9	6	9QCK	14	12	14	13 KK
29	5	4	5	4 CC	10	13	8	16 KK	45	43	51	36	41	46	28	59	5	11	10	6 CC	10	9	9	10 CC
30	9	6	4	11 CC	7	7	9	6 CK	23	16	23	17	33	22	16	38	5	9	9	6 CC	8	7	4	11 CC
31	7	4	4	8 CC	9	5	3	11 CC					12	6	12	6 K					7	9	5	10 CC
	14.0				13.7				19.9				15.3				14.1				13.7			
		13.1				15.6				23.1				12.9				13.1				12.3		
			13.5				14.6				21.5				14.1				13.6				13.0	

ANNUAL MEAN N 15.43 S 14.96 M 15.18

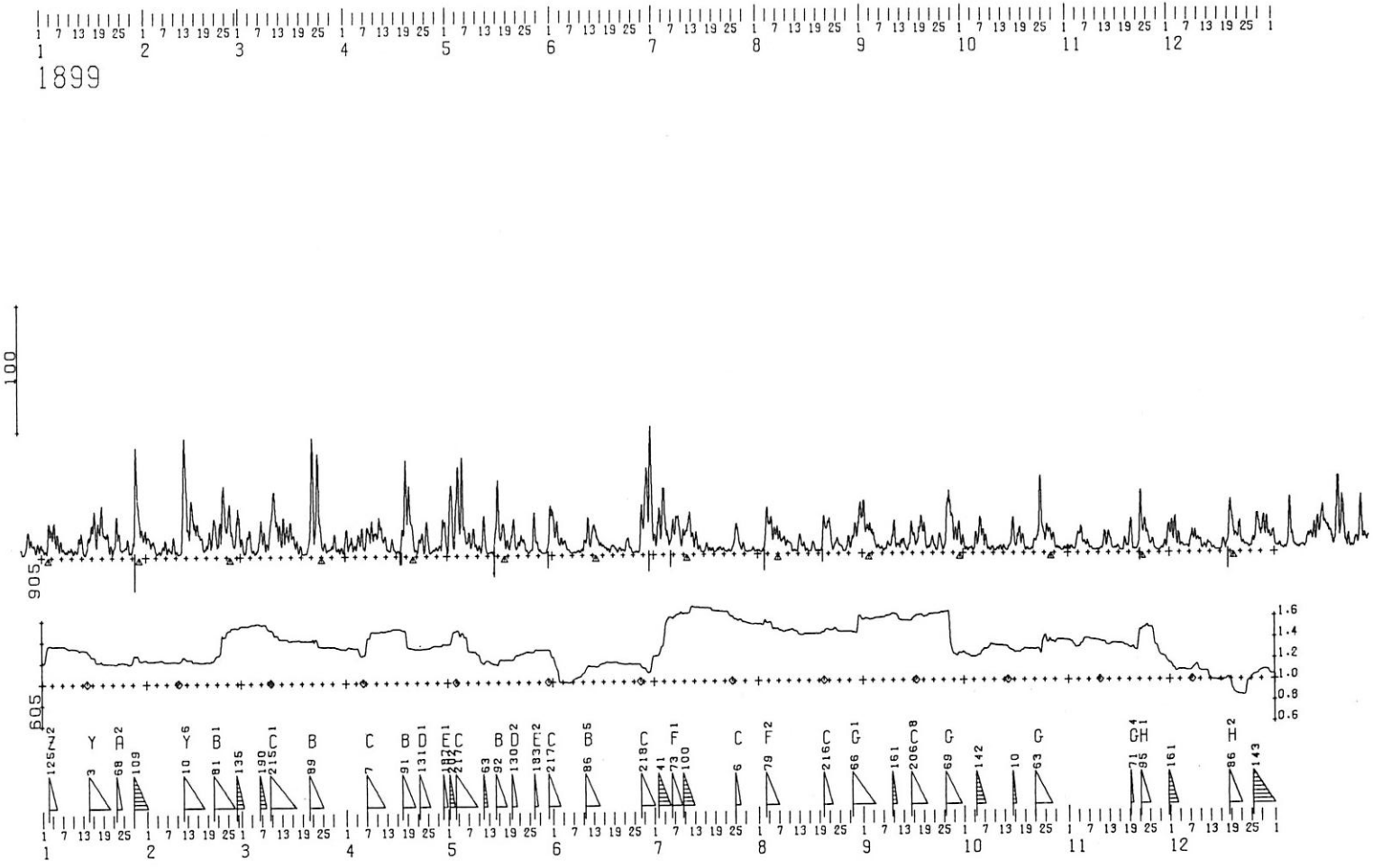
1899
100
905
805
1.6
1.4
1.2
1.0
0.8
0.6

	JAN.				FEB.				MAR.				APR.				MAY				JUNE			
	N	S	M		N	S	M		N	S	M		N	S	M		N	S	M		N	S	M	
1	5	7	8	4 CK	13	16	14	16	8	12	12	8 CK	10	16	21	6 KK	25	23	4	44	23	26	35	14
2	9	7	5	11 CK	12	9	11	10 CC	6	5	2	8 CC	12	14	11	16 KC	24	37	51	10	19	21	24	16
3	25	24	26	23	9	9	13	5 CC	20	17	17	21 K	6	7	4	9 CC	28	27	10	45	12	8	8	12 KK
4	15	26	14	28	3	3	3	3QCC	7	5	6	6 CK	13	10	5	18 KK	45	41	69	18	16	6	10	12 CC
5	15	12	8	19 K	6	3	4	6 CC	3	3	2	4QCC	18	13	9	22	51	48	72	27	6	5	6	4 CC
6	8	11	5	14 KK	12	9	8	14 KC	13	13	7	20 KK	8	6	9	5 C	16	12	19	10	2	3	4	2 CC
7	5	7	7	5 CC	4	6	3	8QCC	21	16	24	13	21	19	21	20	12	14	11	16 KK	3	2	2	3QCC
8	4	6	5	5QCC	4	6	6	3QCC	13	8	10	11 CK	26	15	14	27	20	11	9	22 K	4	3	3	4QCC
9	6	8	5	8QCC	7	13	16	4 KC	11	17	6	22	15	15	13	18	7	7	7	7 CK	4	3	2	5 CC
10	3	5	3	5QCC	5	3	5	2QCC	44	39	32	51	21	18	16	24	5	7	6	6 CC	11	6	5	12 CC
11	5	5	5	5 CK	10	12	3	19 K	39	25	35	29	23	21	22	23	20	17	7	30	26	17	13	30
12	20	15	16	19 K	70	80	79	72	20	16	13	24	17	10	11	16 K	11	6	14	3 CK	16	9	7	19 K
13	3	5	6	2 CC	22	19	22	20	23	16	8	31	6	4	5	5QCC	2	3	2	3QCC	21	21	23	19
14	7	10	4	14 KK	35	38	36	37	20	18	14	25	9	9	4	14 CC	4	2	4	2QCK	12	13	15	10 KK
15	22	16	13	25	23	21	22	22	20	19	12	27	5	5	5	5QCC	40	35	19	55	10	7	9	9 CC
16	26	28	20	34	27	16	26	17	17	14	14	17	3	5	4	4QCC	21	17	27	12	8	5	7	6 CC
17	17	17	7	28	14	13	15	13 K	10	10	7	13 CK	14	11	4	21 KK	21	26	23	24	4	4	4	5QCC
18	34	25	19	40	4	6	4	6QCC	8	4	3	9 CC	37	59	20	77	7	11	5	13 CK	7	5	4	8 CC
19	18	16	19	16	19	9	9	19 K	2	2	2	2QCC	42	39	25	56	9	7	6	9 CC	6	6	7	5 CC
20	16	16	16	16 K	15	10	6	19 K	4	4	3	5QCC	24	24	26	22	25	20	17	28	4	3	2	5QCC
21	6	7	4	9 CC	26	21	30	17	24	24	11	36	6	5	6	5 CK	7	5	6	6 CK	7	2	5	4 CC
22	6	8	4	10 C	19	14	10	24	49	52	90	11	7	9	2	14 CC	15	9	11	14 CC	8	4	3	8 CC
23	25	24	32	17	36	28	11	53	56	53	27	82	16	11	12	15 K	17	7	13	11 CC	10	11	13	9 CC
24	8	7	9	6 CK	32	30	40	21	22	22	27	17	15	8	2	21 K	5	3	4	4 CC	4	4	6	2 CC
25	7	7	6	8QCC	40	28	26	42	9	7	7	10 CC	14	9	19	4 KK	4	3	2	4QCC	3	2	2	3QCC
26	7	13	7	13 KC	12	17	17	13	5	5	5	5 CC	4	3	3	5QCC	24	17	7	34	4	2	3	3 CK
27	3	3	4	3QCC	15	10	8	17 C	5	7	6	6QCC	8	3	4	8QCC	12	8	10	10 C	32	26	32	25
28	31	26	13	45	32	24	39	18	17	9	8	18 KC	8	5	4	9 CC	4	3	3	4QCC	44	47	35	56
29	51	49	64	36					7	4	6	5 CC	17	16	4	29	2	2	2	2QCC	71	43	56	57
30	27	18	23	22					7	4	5	7QCC	15	19	24	10	5	4	2	7 CK	47	56	82	22
31	16	16	13	20					8	5	4	9 CK					36	33	36	32				
	14.4				18.7				16.6				14.7				16.9				14.8			
		14.3				17.0				14.7				13.6				15.1				12.4		
			14.3				17.8				15.6				14.2				15.9				13.5	

	JULY				AUG.				SEP.				OCT.				NOV.				DEC.			
	N	S	M		N	S	M		N	S	M		N	S	M		N	S	M		N	S	M	
1	11	11	15	7 KK	2	3	4	2 CK	33	34	42	26	7	4	6	5 CC	5	4	4	5 CC	21	20	15	26
2	33	26	26	33	4	3	2	5 CK	20	20	19	21	4	3	2	4QCC	3	4	4	3 CC	21	18	10	29
3	35	31	13	53	37	19	19	37	20	20	24	16	4	4	5	3 CC	9	9	4	13 CC	12	11	8	16 K
4	33	22	33	21	35	17	23	29	12	11	14	9 KK	11	10	4	17 KK	21	15	15	21	5	7	5	7 CK
5	12	11	15	8 K	21	12	17	16	5	6	4	7QCC	12	12	8	17 K	13	7	12	9 CK	5	5	5	6 CC
6	26	11	12	26	21	18	17	22	5	4	4	6QCC	26	20	27	19	11	6	6	11 CC	2	7	6	4QCC
7	24	23	16	31	11	13	13	11 K	3	3	2	4QCC	11	10	6	15 CK	4	4	4	4 CC	10	19	10	19 K
8	26	24	29	22	14	11	11	14 CC	6	8	7	7QCC	2	4	3	4 CC	3	3	3	3QCC	11	15	10	16 K
9	15	9	7	18 K	11	7	7	12 CC	12	6	6	12 CK	4	5	3	6 CC	3	3	3	3 CC	10	12	12	10 CC
10	20	14	16	19	9	8	9	9 CC	15	22	22	15	3	2	2	3QCC	2	4	2	4QCC	8	5	10	4 CC
11	29	30	24	34	4	2	2	4QCC	6	8	7	6 CC	5	5	4	5QCC	11	10	4	18 KK	4	7	5	5QCC
12	16	14	14	16	3	2	2	3QCC	6	10	4	11 CC	4	3	3	4 CC	13	9	8	13 CK	6	8	7	8 CC
13	10	16	9	16 KK	13	13	13	13 CC	8	10	11	6 CC	4	3	4	3 CC	12	11	13	10 CC	5	5	7	3 CC
14	6	5	4	8 CC	8	6	6	8 CC	6	4	3	7 CK	5	6	4	7 CC	4	3	4	4 CC	2	3	4	2QCC
15	2	2	2	2 CC	3	3	3	4 CC	16	20	14	22	19	20	11	28	5	5	4	6 CC	2	2	2	2QCC
16	8	5	3	10 CC	2	2	2	2QCC	10	13	15	8 CK	8	7	10	6 C	3	2	3	2QCC	7	6	2	10 CC
17	7	3	5	5 CC	9	7	10	6 CC	18	11	9	21	21	14	14	21 K	6	8	2	12 CC	8	6	8	6 CC
18	4	3	3	4 CC	3	2	2	3 CC	22	23	21	24	12	10	8	15 CK	3	7	5	6QCK	25	19	9	35
19	3	2	2	3QCC	4	2	3	3QCK	18	17	22	13	6	3	4	4 CC	21	20	14	27 K	33	28	32	28
20	7	4	5	6 CC	20	21	14	27	4	6	4	6QCC	2	3	3	2 CC	2	3	3	3QCK	12	14	12	15 K
21	5	3	4	6 CC	25	19	19	25	10	10	7	13 CC	5	5	4	5 CC	4	5	4	5 CK	17	18	14	22
22	3	2	3	2QCC	21	18	28	11	6	4	8	3 CC	14	8	10	13 CK	30	34	22	42	11	8	10	10 CK
23	3	3	4	3QCC	6	5	3	8 CC	9	8	3	14 CC	46	30	18	59	22	24	19	28	5	7	5	7 CC
24	6	4	3	7 CK	10	10	11	10 CC	10	7	12	5 CC	19	22	24	17	15	17	16	17	4	6	5	5QCC
25	22	18	19	22	6	7	7	6 CC	6	9	4	12 C	14	18	10	23	7	8	7	8 CC	7	10	4	12 CC
26	13	9	16	7 KK	3	2	3	2QCC	41	47	38	50	18	17	16	19	7	7	11	4 CC	22	19	10	31
27	5	8	5	9 CC	10	9	4	14 KK	36	28	34	30	12	13	10	16 CK	2	2	2	2 CC	20	20	25	16
28	2	3	3	2 CC	9	5	5	9 CK	16	14	10	21	4	5	4	5 CC	4	3	2	4 CC	24	20	19	26
29	3	3	3	3 CC	23	13	12	25	15	20	10	25	3	4	4	4QCC	7	7	4	10 CC	28	17	16	29
30	5	3	4	5QCC	28	10	13	25	12	9	9	12 CK	3	3	2	3QCC	13	13	4	22 KK	12	15	14	14
31	3	3	2	4QCC	31	34	36	28					5	4	4	5 CC					14	16	12	18 K
	12.8				13.0				13.5				10.0				8.8				12.1			
		10.5				9.8				13.7				9.0				8.6				12.1		
			11.6				11.4				13.6				9.4				8.7				12.1	

ANNUAL MEAN N 13.86 S 12.56 M 13.17

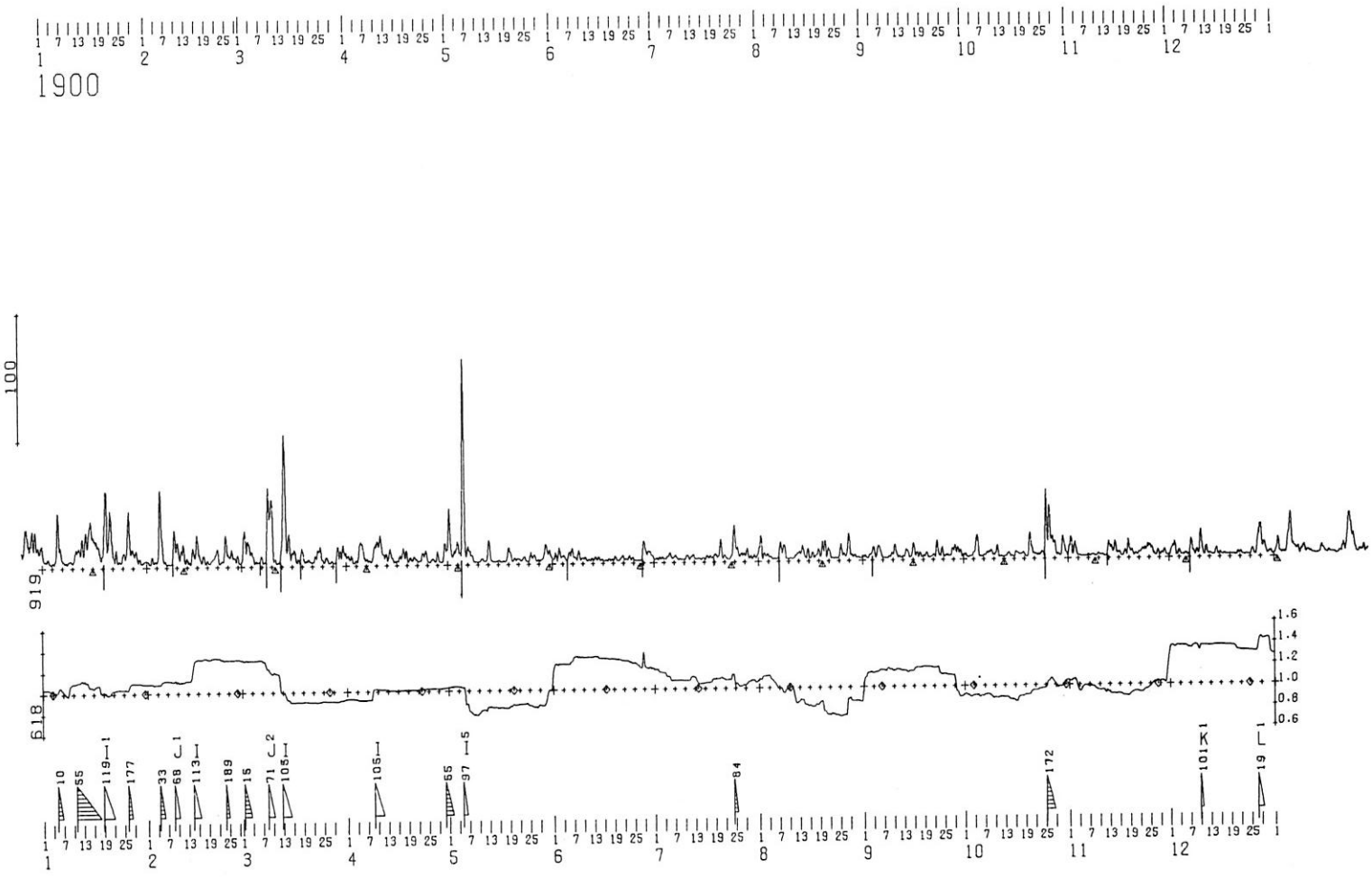
1900
100
919
618
1.6
1.4
1.2
1.0
0.8
0.6
10
55
119
177
33
68
113
189
15
71
105
105
65
97
84
172
101
19

	JAN.				FEB.				MAR.				APR.				MAY				JUNE			
	N	S	M		N	S	M		N	S	M		N	S	M		N	S	M		N	S	M	
1	6	5	6	5 CC	3	4	4	3 CC	16	17	8	26	6	6	7	6 CC	26	37	43	20	10	3	4	9 CC
2	6	6	5	7 CC	4	8	4	8 CC	24	15	20	21	4	7	5	6QCC	9	6	6	10 CK	7	4	2	9 CC
3	3	3	4	2QCC	4	4	4	4 CC	17	11	17	11	4	3	2	4QCC	15	14	11	19 K	9	5	8	6 CC
4	4	6	4	5 CK	35	32	7	59	4	7	8	3 CC	12	7	3	16 KK	9	9	9	10 C	6	5	7	4 CC
5	23	33	26	30	16	17	24	9	2	5	4	4QCC	14	17	17	14 K	78	118	72	124	9	3	3	10 CC
6	11	11	16	7 C	2	5	4	3QCC	7	4	3	8 CC	5	5	6	4 CC	15	7	8	14 C	13	5	6	13 CC
7	4	5	5	4QCC	2	3	3	2QCC	5	3	4	3 CC	6	3	5	4 CC	11	7	11	7 CC	6	3	5	5 CC
8	3	5	3	5QCC	11	4	3	12 KK	24	44	6	63	5	3	3	6 CC	4	5	7	2 CC	10	3	3	11 CC
9	3	7	6	4QCC	24	18	24	19	45	47	39	53	12	19	16	15	2	2	2	2QCC	5	3	3	5 CC
10	11	6	6	12 KC	9	9	13	5 CK	16	5	16	6 K	20	19	19	20	4	2	2	4QCC	5	3	4	5 CC
11	7	21	12	16 K	22	10	14	18 K	3	2	2	3QCC	14	10	16	9 KK	4	3	4	3 CC	4	2	2	4QCC
12	24	10	10	24	8	3	4	8 CC	12	7	3	16 K	9	8	8	10 CC	8	5	3	10 CK	5	2	2	5 CC
13	10	28	10	28	3	4	3	4QCC	67	87	63	92	7	8	4	11 CC	10	11	17	4 KK	6	2	3	5 CC
14	22	20	15	27	7	12	7	13 CC	26	13	16	23	10	3	9	5 CC	2	2	2	2 CC	5	3	3	5 CC
15	33	27	37	23	19	14	7	26	14	6	11	9 CK	3	3	3	2 CC	3	2	2	3QCC	4	2	2	4QCC
16	25	16	23	19	8	9	11	6 CK	10	12	10	12 CC	6	4	4	7 CC	3	3	4	2QCC	3	2	2	3QCC
17	20	13	16	17	8	4	3	9 CC	5	4	3	6 CC	13	7	6	14 CC	2	3	3	2 CC	4	2	2	4 CC
18	11	6	7	10 C	6	2	4	5QCC	10	7	2	14 CC	8	9	6	11 CC	10	6	3	12 CC	4	2	2	4 CC
19	38	55	33	60	4	3	4	3QCC	5	6	8	3 CC	5	3	2	6QCC	9	7	10	6 CC	5	3	4	5 CC
20	18	21	13	27	4	8	6	6 CC	6	4	4	6 CC	5	3	3	5 CC	4	4	2	5 CC	3	2	2	3 CC
21	31	26	39	18	13	10	10	14 CC	3	3	4	3QCC	7	3	6	5 CC	4	3	3	5 CC	6	5	4	7 CC
22	12	7	8	12 KK	5	2	5	3 CC	6	5	3	8 CC	3	3	2	4QCC	4	3	4	3 CC	4	2	2	4QCC
23	5	5	5	5 CK	7	4	5	6 CK	9	10	8	11 CC	6	10	8	8 CC	6	4	4	7 CC	4	5	3	6 CC
24	8	6	3	10 CC	20	15	26	10 K	10	10	16	5 CC	9	7	10	8 CC	2	2	2	2 CC	4	3	2	5 CC
25	8	11	12	8 C	9	8	8	9 CC	5	3	2	6 CC	2	2	2	2 CC	6	6	6	6 CC	2	2	2	2 CC
26	28	33	31	29	11	7	11	8 CC	5	4	7	2 CC	5	3	4	5 CC	8	6	7	7 CC	2	2	2	2QCC
27	12	13	11	15 K	10	5	5	9 CC	2	4	3	4QCC	10	3	3	10 CC	4	2	2	4QCC	12	3	2	13 CC
28	12	11	10	13 CC	3	2	3	2 CC	3	2	2	3QCC	5	2	5	2QCC	4	2	2	4 CC	13	8	14	7 CC
29	8	5	6	7 CC	39	37	21	55	9	12	16	5 KC	7	3	3	8 CK	12	8	6	15 CC	11	7	10	9 CC
30	3	3	4	3QCC					14	10	13	12 KK	18	10	16	12	12	9	12	9 CC	7	3	6	5 CC
31	5	5	5	6 CC					12	8	10	11 CC					7	5	7	5 CC				
	13.4				9.9				12.7				8.0				9.5				6.2			
	13.7				8.0				12.3				6.5				9.8				3.4			
	13.5				8.9				12.5				7.2				9.6				4.7			

	JULY				AUG.				SEP.				OCT.				NOV.				DEC.			
	N	S	M		N	S	M		N	S	M		N	S	M		N	S	M		N	S	M	
1	4	3	3	4QCC	19	12	13	19 K	5	3	3	4 CC	3	4	4	4QCC	15	14	11	18 K	4	9	4	9 CC
2	4	4	2	5 CC	7	3	2	8 CK	3	3	2	3 CC	3	2	2	3QCC	9	6	4	11 CK	9	11	9	11 CC
3	5	2	4	4QCC	6	4	4	6 CC	7	5	5	7 CC	4	3	3	5 CC	5	7	9	3 CC	5	4	2	6 CC
4	5	3	3	4 CC	4	3	4	4 CC	7	11	2	CC	14	11	6	19 KK	2	3	3	2 CC	3	3	3	3 CC
5	10	4	6	8 CC	3	2	2	3QCC	12	7	8	11 CC	9	5	12	2 CK	2	2	2	2QCC	2	3	2	4QCC
6	5	3	4	4 CC	3	2	2	3QCC	4	6	7	3 CC	4	3	3	3 CC	3	3	2	3 CC	2	4	4	2QCC
7	6	3	5	5 CC	10	14	13	12 CC	2	2	2	2QCC	5	4	4	5 CC	2	3	2	3QCC	6	17	12	11 CC
8	4	2	2	4 CC	11	10	9	12 CC	4	2	2	4 CC	6	6	6	6 CC	2	4	4	3 CC	4	5	5	3 CC
9	4	2	3	3QCC	3	2	3	2 CC	6	3	3	6 CC	6	5	8	4 CC	4	3	2	4 CC	5	7	7	4 CK
10	5	3	2	6 CC	3	2	3	2QCC	10	9	10	9 CC	8	7	5	9 CC	4	3	4	3QCC	12	18	23	9 K
11	5	3	5	4 CC	4	2	3	4 CC	5	3	4	4QCC	4	3	4	2 CC	3	3	4	2QCC	6	5	2	9 CC
12	8	2	4	6 CC	7	5	5	7 CC	3	2	2	3QCC	3	2	3	2 CC	7	5	2	10 CC	4	3	4	3 CC
13	4	2	3	3QCC	11	6	8	9 CC	7	4	3	8 CC	4	3	3	4 CC	12	8	11	11 CC	2	3	3	2 CC
14	4	2	4	3 CC	9	5	10	4 CC	7	3	8	3 CC	4	5	4	4 CC	10	9	5	14 CC	6	4	3	7 CC
15	3	4	4	3QCC	8	4	2	10 CC	6	5	3	8 CC	2	3	3	2QCC	4	6	4	5 CC	4	3	4	3 CC
16	5	3	2	6 CC	4	2	2	4 CC	9	6	12	4 CC	5	6	5	6 CC	3	4	5	2 CC	3	3	4	2 CC
17	5	3	4	5 CC	8	3	7	4 CC	8	2	6	4 CC	4	4	4	4 CC	5	5	3	7 CC	3	3	4	3 CC
18	6	3	4	5 CC	9	6	6	10 CC	5	3	5	3 CC	5	5	4	5 CC	10	8	3	15 CC	2	3	2	3 CC
19	6	4	7	4 CC	9	4	3	9 CC	5	3	3	5 CC	2	2	2	2QCC	8	6	7	7 CC	3	3	3	3 CC
20	14	10	6	19 KC	17	10	10	16 KK	3	3	4	2 CC	10	16	9	18 KK	4	5	5	4 CC	2	2	2	2QCC
21	7	3	5	5 CC	7	6	3	11 CK	4	3	3	4QCC	8	6	8	5 CK	4	3	4	4 CC	2	6	5	3QCC
22	4	3	4	3 CC	6	3	7	3 CC	8	6	4	9 CC	3	5	4	4 CC	5	6	5	6 CC	3	3	4	2 CC
23	4	3	2	4 CC	3	2	2	3QCC	10	5	11	4 CC	3	5	4	5 CC	7	10	7	9 CC	3	2	2	3QCC
24	24	13	9	28 K	3	2	2	3QCC	6	7	8	6 CC	3	6	6	3 C	8	9	8	9 CC	2	2	2	2 CC
25	15	9	12	12 C	9	10	10	9 CC	4	3	2	4QCC	23	39	45	17	10	10	11	9 CC	4	8	5	7 CC
26	6	5	5	6 CC	3	7	5	4 CC	4	3	4	4 CC	39	19	42	16	2	4	4	3 CC	6	3	2	6 CC
27	5	7	5	8 CC	20	8	7	22 K	7	6	4	10 CC	14	16	19	12	5	4	3	6 CC	24	21	19	26
28	7	8	5	10 CC	6	5	5	5 CK	9	8	11	6 CC	7	3	8	3 CC	3	5	3	5 CC	18	10	15	12 K
29	6	2	3	5 CC	4	4	3	5 CC	12	6	10	8 CC	5	2	5	3 CC	4	7	5	6 CC	5	8	8	4 CC
30	5	4	2	6 CC	4	3	3	4 CC	7	3	5	5 CC	13	16	18	11 K	2	2	2	2QCC	4	4	3	5 CC
31	6	3	3	7 CC	3	2	2	3 CC					3	6	6	3QCC					4	3	4	3 CC
	6.4				7.1				6.2				7.2				5.4				5.2			
	4.1				5.0				4.4				7.1				5.5				5.9			
	5.2				6.0				5.2				7.1				5.4				5.4			

ANNUAL MEAN N 8.11 S 7.15 M 7.57

1901

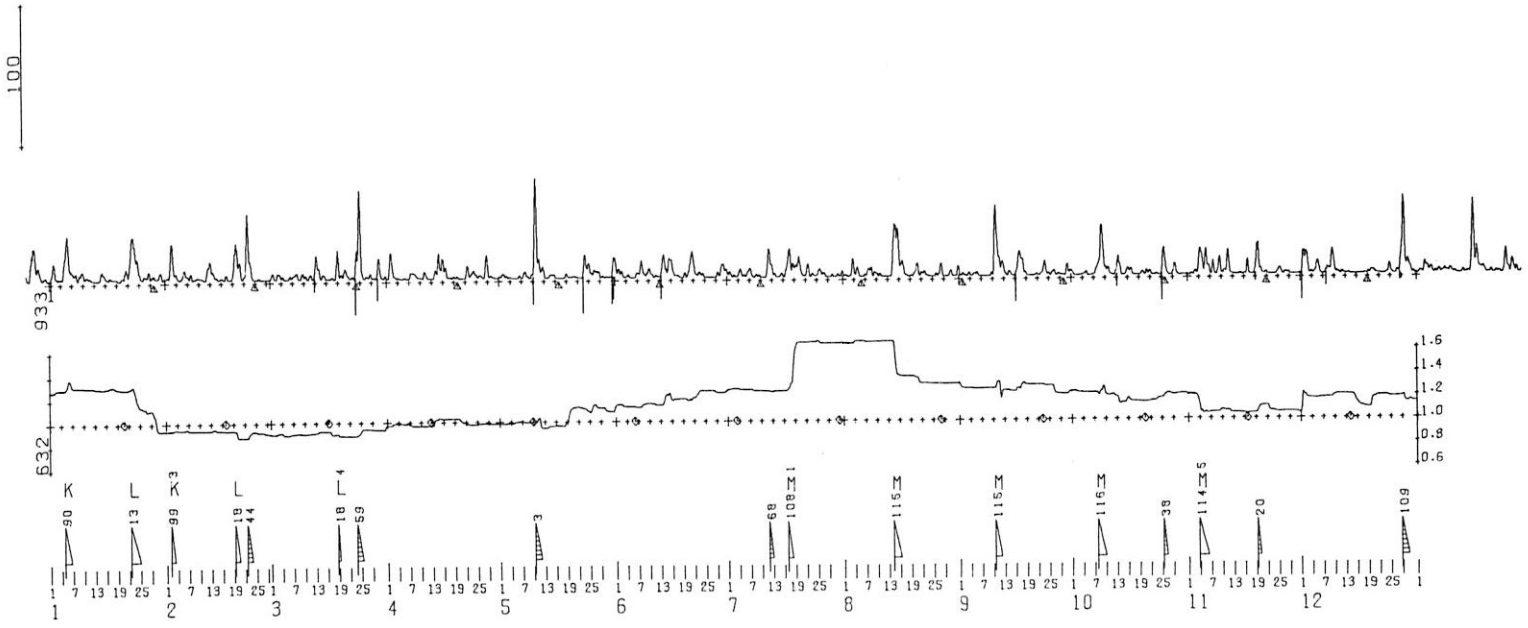
100
933
632
1.6
1.4
1.2
1.0
0.8
0.6
K
L
K
L
L
90
13
99
19
44
18
59
3
68
108 M
115 M
115 M
116 M
98
114 M
20
109

	JAN.				FEB.				MAR.				APR.				MAY				JUNE			
	N	S	M		N	S	M		N	S	M		N	S	M		N	S	M		N	S	M	
1	4	7	3	9 CC	3	5	4	4 CC	5	6	4	7 CC	10	5	2	13 CK	5	3	3	5 CC	11	7	9	9 CC
2	9	10	14	5 KC	21	22	14	29 K	5	2	2	5 CC	17	8	18	6 KK	5	4	6	4 CC	7	5	5	7 CC
3	2	5	3	4 CC	7	8	7	7 CK	5	6	6	5 CC	4	2	4	3 CC	4	3	3	3 CC	4	3	3	4 CC
4	5	9	4	11 CK	3	3	4	2 CC	3	4	5	2 CC	3	2	3	2 CC	3	2	2	3 CC	4	3	4	4 CC
5	27	27	18	36	4	6	3	7 CC	2	3	2	3QCC	4	2	2	4 CC	2	2	2	2QCC	2	2	2	2QCC
6	9	12	13	9 C	8	7	10	5 CC	5	3	6	3 CC	3	2	2	3 CC	4	3	4	3 CC	5	3	2	6 CC
7	6	8	8	7 CC	7	4	4	8 CC	5	7	6	7 CC	6	6	6	6 CC	5	5	3	7 CC	7	7	5	10 CC
8	6	5	6	4 CC	3	3	2	3 CC	5	3	6	2 CC	5	7	6	5 CC	5	3	5	4 CC	9	7	10	6 CC
9	6	9	6	10 CC	3	5	4	4 CC	5	6	4	7 CC	4	3	3	4QCC	5	3	3	5 CK	6	4	4	6 CC
10	4	6	5	5 CC	4	3	4	4 CC	4	4	4	3QCC	4	2	3	4 CC	52	36	14	74	8	5	9	4 CC
11	4	5	4	5 CC	2	2	2	2QCC	4	6	4	7 CC	4	7	7	4 CC	12	14	14	13 K	4	2	3	4 CC
12	3	3	3	3QCC	15	13	11	16 K	4	4	2	5 CC	2	2	2	2QCC	8	8	9	8 CC	4	2	3	4 CC
13	2	3	2	3QCC	11	6	10	8 CK	16	13	19	11 C	5	4	2	6 CC	2	2	2	2QCC	16	7	5	17 CC
14	4	7	4	7 CC	4	3	4	4 CC	6	3	5	4 CC	13	12	6	19 KK	5	4	4	6 CC	13	6	12	7 CK
15	4	8	7	6 CC	3	3	2	4QCC	5	4	5	4QCC	17	10	10	17 KK	5	4	4	5 CC	15	13	14	15 C
16	2	4	4	3QCC	2	3	3	2QCC	2	3	3	2QCC	7	11	7	11 CK	2	2	2	2QCC	12	3	10	5 CC
17	3	5	5	4 CC	3	6	7	2 CC	3	4	4	3 CC	4	3	3	4 CC	2	2	2	2QCC	4	4	4	3 CC
18	4	3	4	4 CC	5	2	3	4 CC	11	7	2	16 KK	4	2	2	4 CC	5	3	2	6 CC	3	2	3	2 CC
19	2	3	2	3QCC	15	26	12	29	12	6	13	6 KK	5	2	3	4 CC	4	2	3	4 CC	6	3	2	6 CC
20	3	6	4	4QCC	18	12	14	16	7	5	4	9 CC	3	2	2	3QCC	4	3	3	4 CC	7	3	3	8 CK
21	5	10	8	8 CC	4	3	4	4 CC	7	6	8	5 CC	2	3	2	3QCC	3	3	3	3 CC	22	14	19	17 K
22	15	17	9	22	36	18	6	48	4	3	2	4 CC	6	10	7	9 CC	2	2	2	2QCC	8	4	9	4 CK
23	30	29	32	26	15	14	17	12	13	5	3	15 KK	5	5	4	6 CC	17	5	2	19 KK	5	6	5	6 CC
24	12	15	16	11 K	5	2	4	3 CC	42	42	18	66	8	5	9	5 CC	13	10	11	13 CK	4	4	6	2 CC
25	5	3	5	4 CC	4	2	2	4 CC	7	6	10	3 C	5	3	3	5QCC	7	5	7	5 CC	2	3	3	2QCC
26	4	6	6	4 CC	2	2	2	2 CC	4	3	3	4 CC	4	3	5	2 CC	6	7	7	7 CC	3	2	2	3QCC
27	4	8	5	7 CC	2	2	2	2QCC	5	4	3	7 CC	14	13	8	20 K	7	6	6	7 CC	2	2	2	2QCC
28	4	7	5	6 CC	4	2	3	3QCC	3	3	2	3QCC	5	3	3	5 CK	4	3	3	4 CC	4	5	6	3QCC
29	4	3	4	4 CC					12	10	4	18 KK	4	2	3	3 CC	4	3	3	4 CC	12	9	10	12 CC
30	6	8	5	9 CC					5	5	6	3 CK	3	2	2	3 CC	3	3	2	4 CC	8	7	6	9 CC
31	3	4	2	4 CC					4	3	2	5 CC					16	10	10	15 KK				
	6.5				7.6				7.0				5.9				7.1				7.3			
		8.2				6.7				6.1				4.8				5.4				4.9		
			7.3				7.0				6.5				5.3				6.2				6.0	

	JULY				AUG.				SEP.				OCT.				NOV.				DEC.			
	N	S	M		N	S	M		N	S	M		N	S	M		N	S	M		N	S	M	
1	6	5	4	7 CC	4	3	3	4 CC	4	2	3	4 CC	4	4	5	2 CC	3	3	2	3 CC	7	16	3	20 KK
2	4	2	2	4 CC	4	2	2	4 CC	4	3	4	3 CC	2	2	2	2QCC	4	3	2	5 CC	18	14	15	18
3	4	2	2	4QCC	10	9	6	14 KC	3	5	2	6 CC	3	3	3	3QCC	5	7	4	8 CK	5	3	5	4 CC
4	9	4	7	6 CC	5	7	4	9 CC	4	2	2	4 CC	4	3	4	4 CC	18	21	21	18 K	5	3	3	5 CC
5	4	2	4	3 CC	5	2	5	2 CC	5	4	4	6 CC	4	2	4	2 CC	13	11	5	19 KK	8	11	9	11 CC
6	7	4	5	7 CC	4	3	3	4 CC	2	2	2	2 CC	3	3	2	3 CC	6	10	8	8 CK	2	3	3	2 CC
7	9	2	8	3 CC	8	3	3	9 CC	2	2	2	2QCC	6	6	3	9 CC	6	9	2	13 CC	3	5	2	6 CC
8	5	2	3	4 CC	5	9	6	8 CC	2	2	2	2QCC	18	20	12	27	3	2	2	3 CC	5	8	7	7 CK
9	3	3	3	3 CC	5	3	4	5 CC	5	3	2	5 CC	28	19	35	11	8	13	12	9 CC	12	19	15	16 K
10	2	2	2	2 CC	5	3	4	4 CC	30	32	8	53	6	8	6	8 CC	4	5	3	6 CC	4	6	5	5 CC
11	10	3	2	11 CK	4	2	3	3 CC	23	16	25	15	4	3	4	3 CC	13	14	7	20 KK	2	4	4	3 CC
12	20	12	22	11 K	3	2	2	3QCC	10	11	9	12 CC	4	3	2	5 CC	5	3	5	3 CK	4	4	4	3 CC
13	7	3	6	4 CC	3	2	2	3QCK	4	3	4	2 CC	11	12	12	11 CC	2	2	2	2QCC	4	3	3	4 CC
14	3	2	2	3 CC	31	25	16	40	4	6	5	4 CC	6	3	6	3 CC	3	3	2	3 CC	2	2	2	2QCC
15	6	2	4	5 CC	33	29	29	33	2	2	2	2 CC	6	4	4	6 CC	2	3	2	3QCC	2	2	2	2QCC
16	8	3	2	9 CC	11	11	9	13 C	11	9	5	15 CK	7	6	7	7 CC	9	5	3	11 CC	2	2	2	2QCC
17	19	16	15	20 K	8	3	8	3 CC	19	14	19	15	3	2	3	2 CC	3	3	4	2 CC	2	3	3	3QCC
18	9	10	8	11 CK	3	2	3	2 CC	9	4	8	6 CC	2	3	2	3 CC	3	3	2	4 CC	2	3	3	3 CC
19	13	8	11	12 CK	4	2	4	3QCC	3	2	2	3QCC	4	3	2	4 CC	18	19	13	25 K	3	5	4	4 CC
20	12	10	16	6 KC	11	7	6	12 CC	2	2	2	2QCC	3	4	4	3QCC	5	6	6	6 CK	4	7	6	5 CC
21	2	3	3	3QCC	5	3	5	3 CC	4	3	3	4 CC	7	3	6	5 CC	4	3	3	5 CC	3	3	3	3 CC
22	9	8	7	10 CC	8	3	5	7 CC	4	3	2	4 CC	5	2	4	3 CC	3	2	3	2 CC	3	2	3	2 CC
23	5	3	3	5 CC	3	3	3	3 CC	8	7	4	12 CC	3	3	2	3QCC	2	2	2	2QCC	2	3	3	2QCC
24	4	3	3	4 CC	2	2	2	2QCC	9	3	8	4 CC	2	2	2	2 CC	3	3	2	4 CC	6	8	4	10 CC
25	8	6	5	9 CC	4	3	2	4 CC	4	3	2	4QCC	14	18	11	21 K	4	8	6	7 CC	2	3	4	2 CC
26	6	3	5	5 CC	4	3	2	5 CC	4	6	6	4 CC	5	4	6	3 CK	4	3	3	3 CC	4	4	2	6 CC
27	5	2	4	3 CC	9	6	12	2 CC	3	4	4	4 CC	2	2	2	2 CC	3	5	4	4 CC	10	10	4	16 KK
28	3	2	2	3QCC	2	2	2	2QCC	2	3	3	3 CC	6	10	6	10 CC	3	3	3	3 CC	36	41	26	51
29	4	2	4	3QCC	4	6	3	7 CC	6	5	2	9 CC	3	2	3	2 CC	2	2	2	2QCC	12	11	9	14 C
30	4	3	3	4QCC	3	3	3	3 CC	6	6	6	7 CC	2	3	2	3 CC	3	3	3	3QCC	6	5	8	3 CC
31	7	2	3	6 CC	10	2	2	10 CC					2	2	2	2QCC					3	3	4	2 CC
	6.9				7.1				6.6				5.7				5.4				5.9			
		4.4				5.4				5.6				5.3				6.0				7.0		
			5.6				6.1				6.0				5.4				5.6				6.4	

ANNUAL MEAN N 6.59 S 5.82 M 6.12

1902

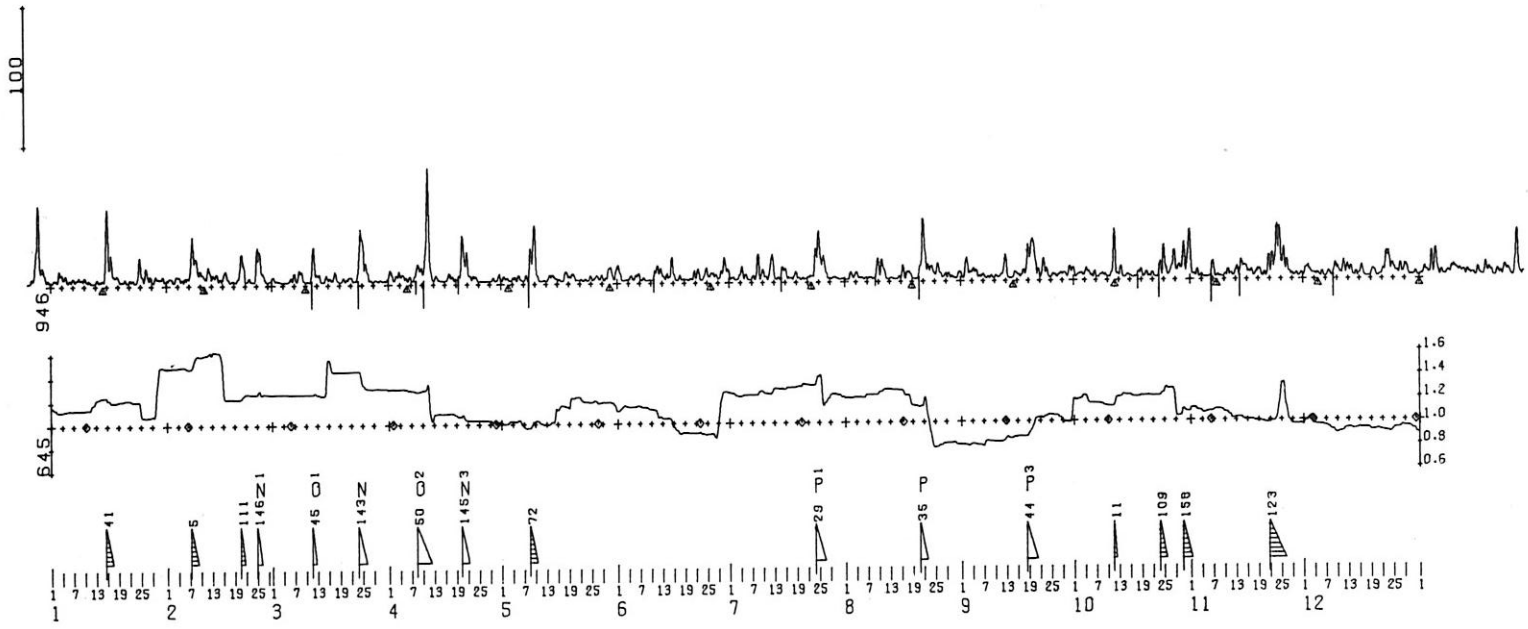
100
946
645
1.6
1.4
1.2
1.0
0.8
0.6
41
5
111
146
N1
45
O1
143
N
50
O2
145
N3
72
29
P1
35
P
44
P3
11
109
158
123

	JAN.				FEB.				MAR.				APR.				MAY				JUNE			
	N	S	M		N	S	M		N	S	M		N	S	M		N	S	M		N	S	M	
1	3	3	2	4QCC	4	5	4	6 CC	3	7	6	4 CC	7	10	10	8 CC	4	4	2	6 CC	12	7	13	7 CC
2	2	5	4	3 CC	4	4	5	3 CC	3	3	4	3 CC	3	4	3	4 CC	3	5	3	4 CC	2	2	2	2QCC
3	7	13	12	8 CC	4	7	4	7 CC	2	2	2	2 CC	8	8	6	10 CC	3	3	3	3QCC	3	3	3	3QCC
4	4	8	4	7 CC	4	6	6	3 CC	2	2	2	2QCC	6	7	5	8 CC	4	5	4	5 CC	5	3	3	6 CC
5	3	4	4	3 CC	5	6	5	6 CC	4	3	2	4 CC	4	5	4	5 CC	5	4	3	6 CC	5	3	3	5 CC
6	5	4	4	5 CC	3	7	4	6 CC	5	7	4	9 CC	4	5	3	6 CC	2	3	4	2 CC	6	6	5	8 CC
7	4	5	5	5 CC	19	27	11	35	3	4	4	3 CC	4	3	2	5QCC	5	5	3	7 CC	2	3	2	3 CC
8	4	6	4	5 CC	19	16	16	20	10	10	11	10 CC	12	10	8	15 CC	15	15	4	26	4	2	4	2QCC
9	4	6	5	5 CC	9	10	9	11 CK	2	4	4	3 CC	12	10	10	13 CC	27	35	21	42	3	2	2	3 CC
10	6	3	6	3 CC	7	8	7	7 CC	2	3	3	2 CC	20	13	8	25	8	10	13	5 K	5	3	2	5 CC
11	2	4	4	2 CC	7	5	4	8 CC	15	10	3	22 KK	51	54	63	42	2	2	2	2QCC	12	8	8	13 CC
12	2	2	2	2QCC	8	11	11	8 CC	15	10	18	7 KK	5	7	9	3 C	2	3	3	2QCC	8	8	9	8 CC
13	2	5	4	3 CC	7	6	6	7 CC	6	7	6	6 CC	5	5	4	6 CC	5	3	2	6 CC	4	5	6	3 CC
14	4	4	4	4QCC	4	8	8	4 CC	2	2	2	2QCC	3	3	3	3 CC	6	6	5	7 CC	6	6	7	5 CC
15	21	17	3	35	3	5	5	3QCC	5	6	6	5 CC	2	3	3	2QCC	6	3	5	4 CC	14	9	6	17 KK
16	35	17	39	13	7	12	8	11 CC	2	5	4	4 CC	3	5	3	5 CC	2	3	3	3QCC	4	3	5	2 CK
17	11	12	17	6 KK	3	4	4	3 CC	6	7	4	10 CC	6	6	8	4 CC	4	3	2	4 CC	5	3	2	6 CC
18	6	7	6	7 CC	3	3	3	4QCC	2	3	4	2 CC	5	3	4	4 CC	7	7	9	6 CC	4	2	2	4 CC
19	3	4	4	3 CC	4	2	2	4QCC	3	3	2	4QCC	5	5	3	7 CC	7	5	5	7 CC	2	3	3	2 CC
20	2	6	3	5 CC	13	14	6	22 KK	4	4	4	4QCC	24	22	12	33	5	5	6	4 CC	3	3	2	4QCC
21	2	3	2	3QCC	11	14	14	11 KK	4	6	4	6 CC	21	17	15	24	3	3	3	3 CC	7	5	3	9 CC
22	3	5	4	3QCC	4	3	3	4 CK	3	5	5	3 CC	5	6	6	6 CK	2	3	4	2QCC	9	6	6	9 CC
23	3	2	3	2 CC	4	3	4	3 CC	6	4	3	7 CK	4	5	4	6 CC	3	3	3	3 CC	2	2	2	2QCC
24	12	14	6	21 KK	6	7	2	11 KK	31	29	25	34	4	5	6	2 CC	5	3	2	5 CC	10	6	5	11 CC
25	4	6	7	3 CK	28	20	24	24	26	17	28	16	2	2	2	2QCC	4	2	3	3 CC	6	4	5	5 CC
26	7	12	11	9 CC	8	8	9	7 CK	4	9	9	4 CC	2	2	2	2QCC	5	5	5	5 CC	8	6	7	7 CC
27	5	5	4	7 CC	5	2	5	2QCC	2	3	4	2 CC	2	2	2	2QCC	6	3	3	6 CC	4	5	6	4 CC
28	4	3	2	5 CC	3	3	3	3QCC	3	3	3	4QCC	4	2	2	4 CC	5	3	3	4 CC	6	6	4	8 CC
29	4	7	6	5 CC					3	3	2	4 CC	4	2	3	3 CC	8	6	4	11 CC	16	9	7	18 KC
30	6	5	5	6 CC					3	3	3	3 CC	4	6	6	4 CC	9	8	12	5 CC	8	10	10	9 CC
31	3	3	4	3 CC					4	3	2	5 CC					9	4	3	10 CC				
	5.8				7.2				6.0				8.0				5.8				6.2			
		6.5				8.0				6.1				8.0				5.6				4.7		
			6.1				7.6				5.9				7.9				5.6				5.4	

	JULY				AUG.				SEP.				OCT.				NOV.				DEC.			
	N	S	M		N	S	M		N	S	M		N	S	M		N	S	M		N	S	M	
1	4	3	2	4 CC	2	2	2	2 CC	3	3	4	2 CC	5	3	5	4 CC	8	7	10	4 CK	6	7	4	9 CC
2	3	3	3	2QCC	5	6	5	6 CC	13	14	15	12 KC	4	6	4	5 CC	5	6	4	7 CC	7	10	9	8 CC
3	5	3	3	6 CC	5	3	3	6 CC	6	6	6	7 CC	4	5	5	4 CC	4	2	3	4 CC	4	5	5	5 CC
4	6	8	10	5 CC	6	4	7	4 CC	6	10	10	7 CC	5	9	8	6 CC	3	2	3	2QCC	3	5	4	5 CC
5	5	4	6	4 CC	3	3	3	4QCC	4	7	7	3 CC	4	6	6	4 CC	2	3	2	3QCC	2	4	4	3QCC
6	2	2	2	2QCC	3	3	2	4 CC	3	5	3	5 CC	6	3	2	7 CC	8	7	2	12 CC	4	3	5	2 CC
7	3	5	5	3 CC	3	3	3	4 CC	4	3	4	2 CC	3	2	2	3QCC	5	5	7	2 CC	5	5	3	7 CC
8	15	10	6	20 KK	4	2	3	3 CC	3	3	4	3QCC	4	5	4	5 CC	4	3	4	3 CC	3	3	3	3QCC
9	5	5	2	8 CK	12	9	4	18 KC	2	4	4	2QCC	2	5	4	4 CC	2	3	2	3 CC	5	13	7	11 CC
10	8	5	8	5 CC	13	8	5	16 KK	3	4	4	3 CC	3	3	3	3QCC	6	5	4	8 CC	5	9	9	5 CC
11	5	3	2	6 CC	9	7	10	6 CC	4	4	4	5 CC	23	20	6	37 K	2	6	4	5QCC	8	10	4	14 CC
12	17	15	18	15 K	2	2	2	2QCC	14	12	8	19 KK	5	6	6	5 CK	4	5	3	6 CC	6	9	5	11 CC
13	2	3	3	2 CC	2	3	3	3QCC	4	4	5	2 CK	7	7	6	8 CC	5	9	9	5 CC	7	8	7	9 CC
14	3	3	4	2QCC	2	2	2	2QCC	2	2	2	2QCC	3	2	2	3QCC	10	13	10	13 CC	2	4	4	3QCC
15	11	11	12	10 CC	3	3	3	3 CC	6	7	7	6 CC	2	5	4	4 CC	9	11	11	10 CC	5	5	5	4 CC
16	6	4	7	3 CC	7	8	6	9 CC	4	3	4	3 CC	3	2	3	2QCC	3	7	5	6 CC	5	10	7	8 CC
17	3	4	3	4 CC	5	5	3	7 CC	6	7	5	8 CC	3	3	3	3 CC	4	7	8	3 CC	2	3	3	2 CC
18	7	5	4	8 CC	5	7	7	5 CC	17	16	7	26	5	8	6	7 CC	4	9	5	8 CC	3	2	2	3QCC
19	4	3	3	4 CC	2	2	2	2 CC	25	19	16	29	5	3	5	3 CC	5	7	7	6 CC	5	9	6	8 CC
20	4	2	2	4 CC	5	4	2	7 CC	19	25	28	16	4	6	7	3 CC	4	4	2	6 CC	3	3	4	2 CC
21	2	3	3	2QCC	26	30	12	45	5	8	4	8 CK	4	5	4	5 CC	14	7	3	18 KK	2	5	4	4 CC
22	5	3	4	5 CC	13	20	23	10	9	6	3	12 CK	3	3	4	2QCC	13	12	6	20 K	7	10	8	9 CK
23	11	5	5	11 KK	10	11	12	9 CC	12	8	11	9 CC	6	7	2	10 CC	18	22	12	28	20	18	18	20
24	27	28	21	33	9	8	11	7 CC	2	3	4	2QCC	14	13	7	20 KK	34	34	32	37	11	9	8	12 CK
25	15	18	21	12	10	8	4	13 CC	4	5	4	4 CC	8	10	13	6 CK	20	14	12	22	6	8	9	6 CC
26	12	17	19	9 K	5	6	6	5 CC	4	4	5	3QCC	5	6	4	7 CC	14	10	10	14 KK	10	6	4	12 CC
27	4	3	4	3 CC	4	6	4	6 CC	5	5	5	6 CC	15	17	11	22 K	3	6	6	4 CC	5	7	5	8 CC
28	4	3	3	4 CC	5	5	3	7 CC	7	4	6	6 CC	10	7	7	11 CK	3	5	4	3QCC	7	11	9	9 CC
29	3	4	4	3 CC	4	3	3	4 CC	8	4	3	10 CC	11	8	9	11 C	2	4	4	2QCC	2	4	3	4 CC
30	2	3	3	2 CC	2	3	3	2QCC	8	8	7	9 CC	16	17	27	7	3	5	4	4 CC	3	6	4	5 CC
31	3	2	3	2QCC	5	7	6	7 CC					25	30	20	36					2	3	4	2QCC
	6.6				6.2				7.0				6.9				7.4				5.3			
		6.2				6.3				7.1				7.6				7.9				6.9		
			6.3				6.2				7.0				7.2				7.6				6.1	

ANNUAL MEAN N 6.55 S 6.74 M 6.58

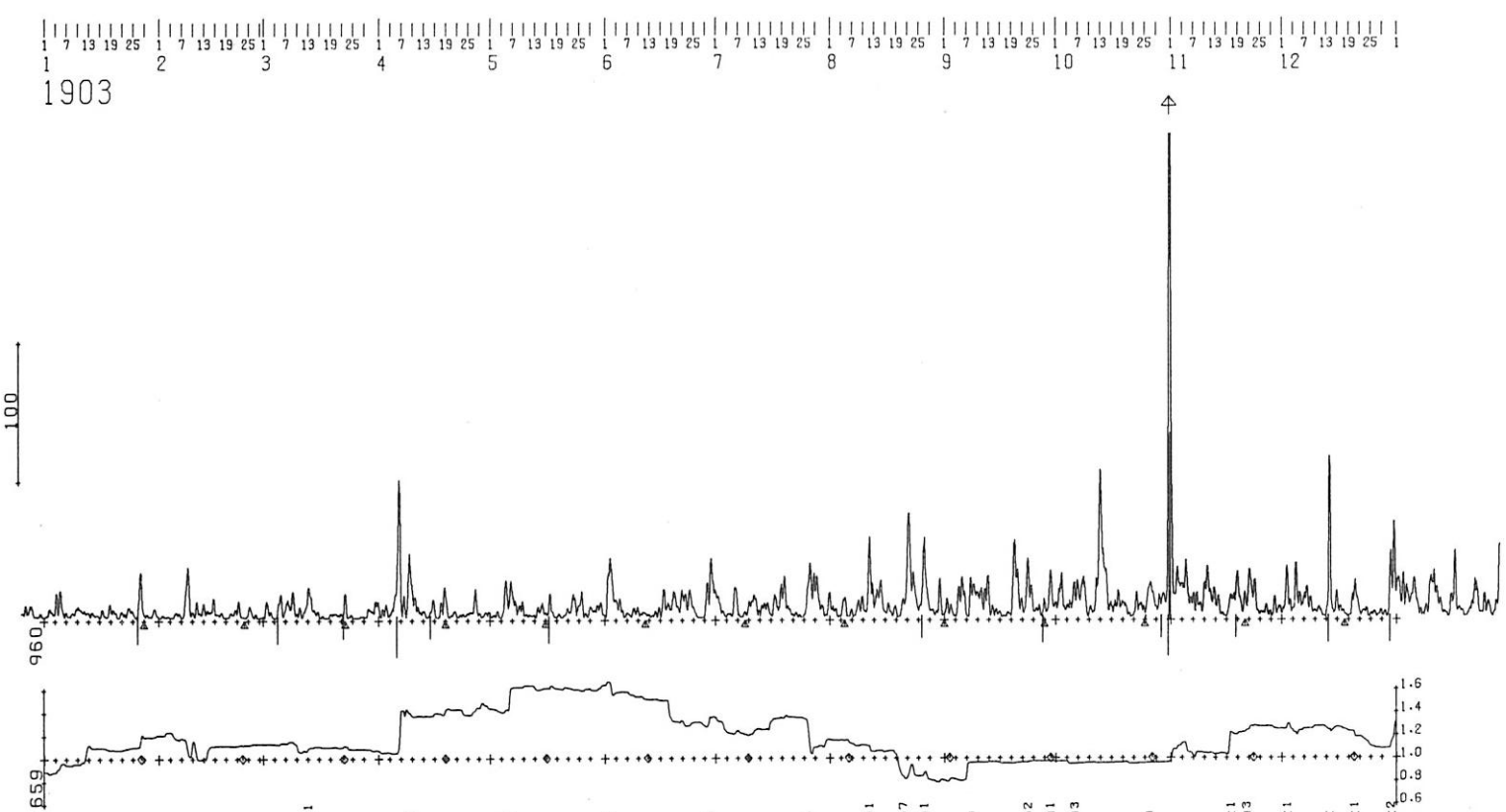
1903
100
960
659
1.6
1.4
1.2
1.0
0.8
0.6

	JAN.				FEB.				MAR.				APR.				MAY				JUNE			
	N	S	M		N	S	M		N	S	M		N	S	M		N	S	M		N	S	M	
1	3	4	4	4QCC	3	3	2	4QCC	6	10	2	14 CC	6	4	4	7 CC	4	3	3	4QCC	26	11	4	33
2	4	11	9	7 CC	2	3	3	3QCC	7	6	7	6 CC	7	6	5	9 CC	5	4	3	6 CC	43	34	45	31
3	4	6	5	5 CK	4	3	4	3 CC	3	3	4	2 CC	6	4	8	3 CC	3	3	4	2 CC	18	11	13	15
4	7	18	21	5 KK	3	3	3	3 CC	4	6	2	7 CC	9	5	5	10 CK	11	10	5	15 KK	17	9	12	14 KK
5	10	22	23	9 K	4	6	5	5 CC	12	16	12	17 K	21	19	17	24	24	12	27	9	10	5	8	7 CC
6	6	5	4	7 CC	4	5	5	3 CC	6	4	3	8 CK	63	72	86	49	22	22	22	22	4	3	2	5QCC
7	2	5	4	4QCC	6	6	3	9 CK	11	13	13	11 CC	12	9	3	19 K	15	12	15	13	5	3	5	4 CC
8	3	8	5	6 CC	31	29	23	37	14	14	9	20 K	17	10	2	24 K	11	6	6	12 CC	9	4	4	9 CC
9	5	10	5	10 CC	6	5	5	6 CK	10	5	11	5 CK	34	36	44	26	10	9	6	12 CC	8	6	4	10 CC
10	8	9	9	9 CC	7	6	5	8 CC	6	7	3	10 CC	15	13	11	17	5	3	4	5 CC	4	3	3	5 CC
11	8	7	7	8 CC	8	8	10	6 CC	5	3	2	6 CC	4	10	8	6 CC	4	3	3	4QCC	6	6	6	6 CC
12	5	6	5	7 CC	8	7	5	11 CC	12	9	9	13 CK	7	5	6	7 CC	4	3	4	4 CC	5	3	4	4QCC
13	5	6	4	7 CC	7	7	8	6 CC	23	16	23	17	4	6	7	2 CC	6	6	2	9 CC	4	3	3	3QCC
14	4	5	4	4 CC	6	6	6	6 CC	6	8	7	7 CC	5	5	3	7QCC	9	8	5	12 CC	6	5	4	6 CC
15	3	4	4	3QCC	10	12	7	16 KK	5	6	5	6 CC	9	13	8	14 CC	10	5	9	6 CC	7	5	4	8 CC
16	4	8	4	9 CC	4	5	4	4 CK	4	2	2	4QCC	2	2	2	2QCC	8	4	4	9 CK	15	11	4	23 KK
17	3	3	4	3QCC	4	6	4	7 CC	2	2	2	2QCC	8	8	3	13 KC	14	8	16	7 KK	11	9	10	10 CK
18	7	10	4	13 CC	4	2	3	3QCC	4	3	2	4 CC	18	13	7	24	3	2	2	3QCC	12	7	11	9 CK
19	6	8	6	8 CC	2	3	3	3 CC	5	4	4	5 CC	8	6	12	2 CK	4	3	3	4QCC	18	17	14	20 K
20	4	4	6	2 CC	4	6	6	4 CC	3	6	5	4 CC	4	3	4	4QCC	3	2	2	3QCC	14	7	12	10 CK
21	4	6	2	7 CC	5	8	7	7 CC	5	4	4	6 CC	5	7	7	5 CC	9	5	4	10 CC	14	14	6	22 K
22	4	6	5	5 CC	7	11	14	5 CC	12	8	2	18 KK	5	2	2	5QCC	7	4	5	7 CC	19	14	14	20
23	7	8	5	10 CC	3	3	3	3 CC	7	3	8	3 CK	3	5	3	5QCC	19	14	17	17 K	17	11	7	21
24	8	6	7	8 CC	3	3	2	3 CC	4	3	3	4 CC	5	3	4	6 CC	10	4	4	11 CK	15	10	16	9 CK
25	2	3	4	2 CC	8	9	11	6 CC	2	2	2	2QCC	5	6	6	6 CC	18	13	12	20 K	5	6	7	4 CC
26	22	14	6	30	5	3	3	5 CC	2	2	2	2QCC	12	10	6	16 KK	4	4	2	6 CK	2	2	2	2QCC
27	13	11	20	5 K	2	2	2	2QCC	3	4	4	3QCC	12	5	14	4 CK	7	4	2	9 CC	2	2	2	2QCC
28	4	4	3	5 CC	2	3	3	2QCC	2	3	3	3 CC	5	3	6	3 CC	10	5	10	6 CC	23	17	13	28 K
29	2	3	3	3QCC					8	8	9	8 CC	5	5	4	7 CC	12	7	7	11 CC	32	24	11	45
30	6	8	5	9 CC					6	7	7	6 CC	5	4	4	6 CC	14	6	7	14 CC	27	24	28	22
31	2	5	4	3 CC					15	13	14	14 C					4	4	4	4 CC				
	5.6				5.8				7.0				10.8				9.3				13.2			
		7.5				6.1				6.6				10.0				6.5				9.5		
			6.5				5.9				6.7				10.3				7.8				11.3	

	JULY				AUG.				SEP.				OCT.				NOV.				DEC.			
	N	S	M		N	S	M		N	S	M		N	S	M		N	S	M		N	S	M	
1	14	16	16	15 C	10	9	8	11 CC	12	10	8	14 KC	19	11	8	23	59	39	79	19	7	12	9	10 C
2	10	6	9	7 CC	8	4	6	6 CC	6	9	7	9 CC	18	23	23	19	33	24	19	39	22	28	39	11
3	4	2	4	2 CC	3	3	3	3QCC	5	3	5	4QCC	8	9	10	7 CK	27	24	25	26	13	9	15	8 KK
4	5	5	5	5QCC	14	10	9	15 CC	15	16	7	24 K	12	11	12	12 KC	29	23	23	30	28	23	10	40
5	9	5	3	12 CK	11	4	11	4 CC	25	16	13	29	20	15	9	27	24	23	31	16	23	13	16	20
6	17	21	24	13 K	7	5	3	9 CC	16	11	22	5 K	23	20	14	29	12	16	17	11	16	9	11	14 K
7	4	3	4	3 CC	3	3	2	3QCC	17	8	2	23 KK	20	18	16	23	20	13	16	18	18	21	15	25
8	5	4	2	7QCC	13	11	10	15 CC	26	18	21	23	29	24	26	27	14	9	11	13 CK	14	10	8	17 K
9	7	5	4	9 CC	14	9	6	18 KK	23	18	21	21	5	5	6	3QCK	12	13	6	18 K	6	7	5	8 CC
10	12	13	12	13 CK	6	5	6	6 CK	23	16	18	21	9	7	11	5QCC	38	24	23	39	7	7	6	9 CC
11	20	14	19	16 K	35	44	25	55	23	10	10	23	22	14	6	31	20	19	19	20	4	8	7	5 CC
12	8	4	5	7 CC	18	17	20	14	23	23	14	32	61	51	25	87	14	21	14	22	2	3	3	2QCC
13	10	7	8	9 CC	20	16	15	21	8	5	3	10 CK	62	53	71	44	16	11	9	18 KK	59	69	11	118
14	12	11	12	12 CC	26	21	17	29	7	6	5	8 CC	30	28	35	23	4	5	4	5QCC	9	12	13	8 K
15	7	6	8	5 CC	8	6	9	6 CK	6	4	4	6 CC	9	11	7	14 KK	3	3	3	3QCC	12	15	6	21 KK
16	10	7	3	14 CK	11	7	4	13 CC	4	3	3	4QCC	7	9	6	10 CK	7	10	4	13 CC	7	10	7	10 CK
17	17	9	17	9 KK	5	4	6	4 CC	5	3	3	5QCC	19	13	12	20 K	18	17	18	17	4	8	7	5QCC
18	18	18	9	27	8	8	6	10 CC	4	4	4	4QCK	12	10	8	14 C	23	21	13	31	2	3	4	2QCC
19	21	22	23	21	3	2	2	3QCC	35	41	22	53	11	12	12	11 CC	25	17	25	17	10	5	4	11 KC
20	11	7	11	8 CK	13	9	6	16 CC	35	27	30	31	3	6	4	5QCC	10	9	6	13 KK	21	21	13	29
21	5	5	6	4 CC	28	17	13	32	14	10	8	16 K	3	3	3	3QCC	17	13	15	15	11	13	15	9 C
22	5	4	3	6QCC	54	63	77	40	7	7	5	10 C	15	12	6	20 KK	35	28	37	26	5	5	3	7 CC
23	3	3	2	4QCC	22	26	24	25	35	29	40	24	12	10	10	12 CK	23	22	16	29	9	6	7	9 CC
24	3	2	2	3QCC	14	10	16	8 K	16	20	25	10	7	8	7	9QCC	5	6	6	6 CK	3	3	2	3QCC
25	17	13	7	23	16	11	11	16 K	8	7	6	9 CC	16	15	9	22	4	6	5	6QCC	4	7	4	6 CC
26	33	29	28	33	45	40	53	32	4	9	7	7QCC	25	23	25	22	7	10	6	12 CC	2	5	4	3QCC
27	21	25	18	28	18	12	22	9	10	10	4	16 KC	14	13	17	10 K	5	6	4	7QCC	6	6	4	8 CC
28	24	25	31	18	8	7	7	8 CC	7	7	6	9 CK	11	15	7	19 KK	6	4	2	9QCC	5	5	3	7 CC
29	11	8	8	12 CK	6	4	4	7QCC	27	28	23	31	13	17	11	20	10	10	13	6 KK	4	5	2	6 C
30	4	4	4	4 CC	15	23	8	30 K	12	10	10	13 C	16	18	17	17	6	10	10	6 CC	26	39	43	22
31	14	11	6	20 KK	5	3	4	5QCK					350	266	176	441					49	42	71	21
	11.5				15.0				15.2				28.4				17.5				13.2			
		10.2				13.3				12.9				24.2				15.2				13.8		
			10.8				14.1				14.0				26.3				16.3				13.5	

ANNUAL MEAN N 12.72 S 11.31 M 11.98

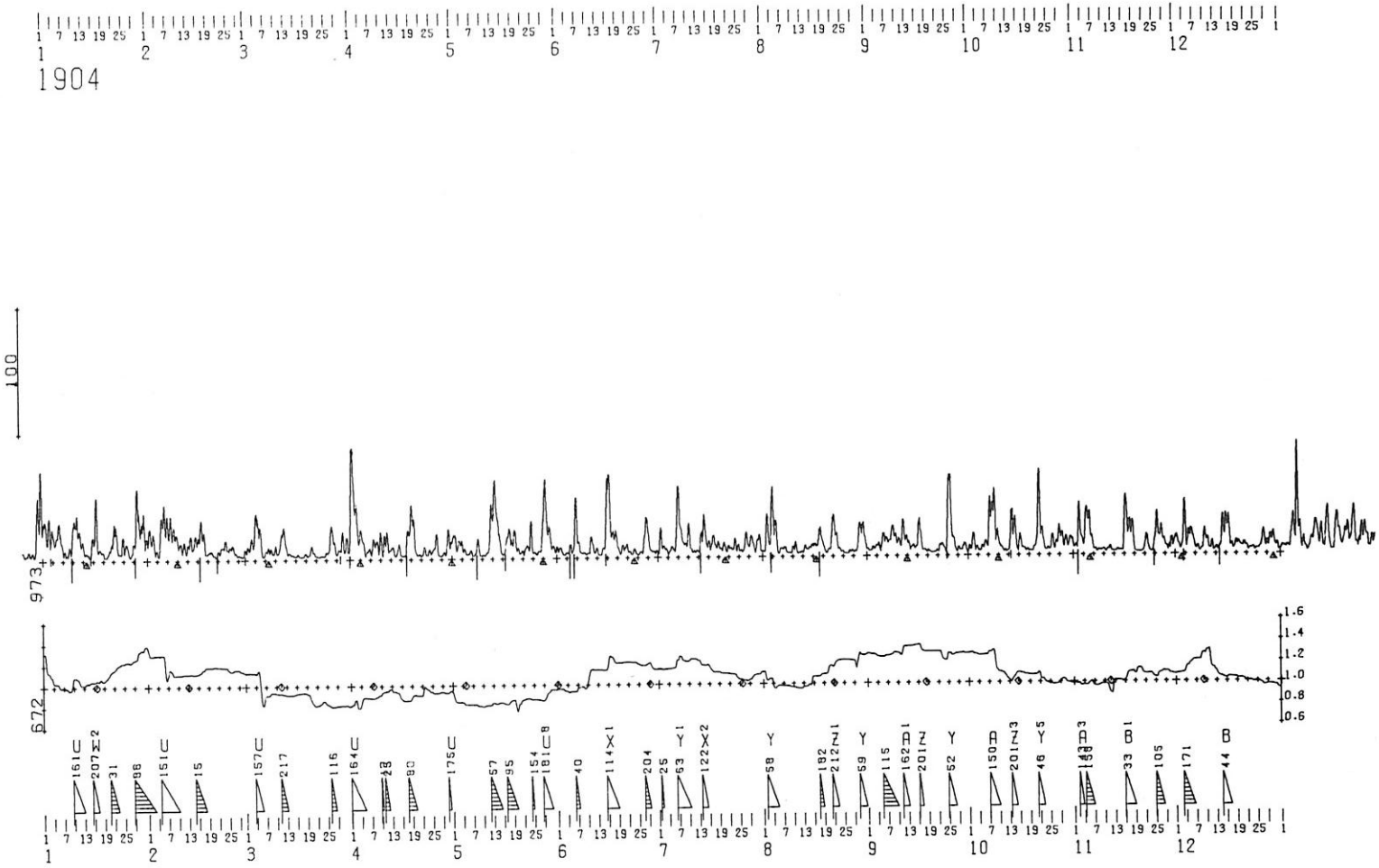
1904
100
973
672
1.6
1.4
1.2
1.0
0.8
0.6

	JAN.				FEB.				MAR.				APR.				MAY				JUNE			
	N	S	M		N	S	M		N	S	M		N	S	M		N	S	M		N	S	M	
1	33	21	28	26	19	22	18	23	6	9	5	11 CK	67	80	87	61	20	17	18	19 K	10	5	6	9 CC
2	25	21	12	34	17	13	12	19	13	12	7	18 KK	36	43	35	44	12	5	6	11 CK	8	3	8	4 CC
3	18	16	15	20	8	6	5	9 CC	14	19	10	23	17	16	16	18	19	9	13	15 C	4	3	2	5QCC
4	16	14	15	15	10	11	3	18 K	25	33	32	26	20	14	20	13	7	6	5	8 CC	8	4	4	9 CC
5	25	24	19	30	33	32	31	34	20	13	26	7	7	3	5	5 CC	6	2	4	5QCC	7	4	6	6 CK
6	11	16	16	11 K	34	22	21	35	3	3	2	4QCC	7	7	7	8 CC	7	3	5	5 CC	31	30	26	36
7	3	7	8	3 CC	30	21	16	35	10	7	7	10 CC	11	10	4	17 CC	4	3	2	5QCC	10	10	13	7 C
8	5	11	5	11 CC	19	22	15	27	5	8	5	8 CC	13	10	10	14 CC	12	10	8	14 KC	5	3	4	4 CC
9	14	13	5	22	17	16	16	18	7	6	5	8 CC	13	9	8	14 KK	3	2	2	3QCC	4	3	4	3 CC
10	25	33	32	26	12	12	11	13 CK	6	5	6	5 CC	15	7	12	9 KK	3	3	3	2QCC	5	3	4	5 CK
11	23	22	21	24	9	10	5	14 CC	17	15	11	21	24	13	15	22 K	7	5	5	7 CK	18	9	17	9 KK
12	12	14	11	16 C	9	7	7	9 CC	15	22	23	14	8	3	5	7 CK	33	27	29	32	9	4	4	9 CC
13	6	6	6	6QCC	16	14	11	20 K	8	3	7	5 CC	8	9	8	9 CC	46	58	50	55	4	2	3	3QCC
14	3	4	5	2QCC	9	9	8	11 C	5	3	4	5 CC	5	3	2	6QCC	22	26	30	18	7	4	3	8 CC
15	9	14	5	19 KK	19	15	19	16	3	3	3	3QCC	6	9	11	4 CC	9	6	11	4 CK	41	29	11	58
16	35	29	14	50	22	20	14	28	3	4	4	4QCC	4	2	3	3QCC	7	4	4	7 CC	51	49	66	34
17	7	8	6	10 C	16	21	17	21	3	2	2	3QCC	17	9	3	22 KK	21	21	18	25	19	15	19	15
18	5	8	7	6 CC	4	5	4	5QCK	4	5	3	6 CC	27	23	19	31	12	10	11	13 C	16	16	18	15
19	2	3	2	3QCC	6	7	6	7 CC	5	2	3	4 CC	35	25	33	28	18	17	21	14	5	5	7	2 CC
20	6	7	5	8QCC	4	5	5	4QCC	6	11	7	10 CC	5	4	6	3 CK	7	6	7	6 CC	8	8	8	8 CC
21	16	14	11	18	5	3	2	6QCC	4	5	6	3 CC	3	4	4	3 CC	6	5	5	6 CC	12	7	7	11 CC
22	20	23	22	22	7	8	5	10 CC	2	2	2	2QCC	8	5	4	10 CC	8	4	2	10 CC	4	5	4	5 CC
23	5	5	5	6QCK	9	10	10	9 CC	3	3	4	3 CC	4	3	4	3QCC	10	6	10	6 C	6	2	2	6 CC
24	11	12	4	19 KK	12	11	15	9 KK	5	4	3	6 CC	5	6	8	4 CC	12	23	29	6 K	5	3	5	3QCC
25	7	12	8	12 CK	8	10	10	8 CC	6	6	4	8 CK	10	6	7	9 CK	4	4	4	4QCC	4	3	2	5 CC
26	6	4	8	2 CC	7	9	10	7 CC	18	27	24	22	11	15	19	7 KK	6	3	4	6 CC	12	6	4	14 KK
27	9	9	5	13 KK	3	5	6	3QCC	9	10	14	5 CK	3	3	3	3QCC	20	12	6	27	28	23	25	26
28	40	25	10	55	4	3	3	4QCC	5	7	5	8 CC	6	3	3	6QCC	54	40	53	42	9	7	10	6 CK
29	29	27	38	18	6	6	3	8 CC	15	14	6	22 K	18	9	4	24 K	20	22	19	23	6	3	5	5QCC
30	34	26	22	37					14	8	5	18 KK	10	13	9	14 K	12	8	11	9 CK	6	3	3	5QCC
31	12	14	8	17 K					7	7	6	8 C					9	5	8	6 CC				
	15.2				12.8				8.6				14.1				14.1				12.0			
		14.8				12.3				9.0				12.2				12.0				9.0		
			15.1				12.6				8.7				13.1				13.0				10.5	

	JULY				AUG.				SEP.				OCT.				NOV.				DEC.			
	N	S	M		N	S	M		N	S	M		N	S	M		N	S	M		N	S	M	
1	21	6	3	24 KK	5	3	4	4 CK	5	6	6	4 CC	4	9	8	5 CC	7	8	7	8 CK	10	15	15	10 KC
2	12	4	6	9 CK	22	25	34	13	7	6	5	8 CC	15	12	13	15 K	21	30	14	37	7	6	7	6 CC
3	6	5	6	5 CC	25	37	12	50	8	6	6	9 CC	5	6	5	6 CC	11	15	16	11 C	29	29	14	44
4	6	4	4	6QCC	33	25	30	28	7	9	9	7 CC	4	6	5	4QCC	26	27	14	39	12	12	6	19 K
5	10	4	7	7 CC	7	6	11	2 CK	15	13	9	19 K	7	8	7	9 CC	31	29	27	32	19	16	15	21
6	34	33	12	55	7	7	7	7 CC	12	13	11	15 CK	10	9	12	7 C	11	12	14	9 K	9	12	14	7 CK
7	28	22	28	22	9	5	6	8 CC	10	13	10	12 C	38	38	39	37	3	5	5	4 CC	5	6	4	8 CC
8	12	9	12	9 C	4	2	3	3 CC	25	19	20	23	43	41	37	47	3	5	4	4 CC	4	4	2	5QCK
9	15	10	12	14 C	4	3	3	4 CC	12	15	18	10 K	13	17	15	16	5	4	4	5QCC	10	18	12	17 K
10	14	13	21	6 K	14	6	8	12 CC	12	12	15	9 CK	7	8	10	6 CC	4	3	4	3 CC	8	14	12	10 CC
11	6	3	4	6QCC	3	3	3	3 CC	24	18	16	26	4	5	4	4 CC	7	4	4	7 CC	8	8	4	12 CC
12	5	5	5	5QCC	4	3	3	5 CC	13	15	12	17	4	3	3	4QCC	4	3	4	3QCC	2	5	3	4QCC
13	14	9	4	19 KK	8	4	5	7 CC	8	9	12	5 CK	20	26	11	36	3	3	3	4QCC	3	7	6	4QCC
14	24	23	20	27	7	6	6	7 CC	6	10	7	9 CC	24	22	16	31	3	5	4	4 CC	12	19	7	25 K
15	12	9	12	10 C	8	8	6	10 CC	7	7	6	9 CK	7	5	9	3 C	9	6	4	12 K	34	18	19	34
16	13	6	9	10 CK	9	10	10	8 CC	20	27	27	20	12	13	18	8 KC	36	41	48	29	19	28	22	25
17	15	12	18	10 KK	16	14	8	22 K	6	6	8	5 CK	4	7	6	6QCC	24	17	20	22	5	10	6	9 CK
18	14	6	7	13 CC	14	13	16	12	4	3	5	3QCC	4	5	4	5QCC	21	22	25	17	9	8	5	12 CC
19	8	5	6	7 CC	8	2	7	3 CC	4	3	5	3QCC	4	3	3	4 CC	2	3	3	2QCK	7	11	8	10 CC
20	10	8	9	9 CC	6	3	4	7 CC	3	3	3	3QCC	6	7	5	8 CC	2	3	3	2QCC	5	8	7	7 CC
21	7	6	4	10QCC	17	21	8	31	4	3	3	5QCC	40	34	14	60	3	4	3	4 CC	9	8	10	8 CC
22	6	7	6	7 CC	26	17	25	19	7	6	4	10 CC	31	19	29	22	9	17	11	15 KK	5	5	5	5 CC
23	15	5	5	15 CC	9	7	9	7 CC	8	9	10	7 CC	7	10	12	4 CK	4	5	6	3 CK	4	6	4	6QCC
24	7	7	4	10 CC	5	3	3	5QCC	12	11	4	20 K	5	5	5	5QCC	5	6	3	8 CK	4	5	4	4QCC
25	6	3	4	6QCC	2	2	2	2QCC	57	58	64	51	9	12	5	17 KC	21	28	20	29	3	7	4	6 CC
26	10	6	5	12 CC	5	3	2	5QCC	16	13	15	14	7	8	7	8 CC	17	21	16	22	12	13	6	18 KK
27	17	8	17	9 KC	4	3	3	4QCC	2	5	5	3QCC	15	18	9	24	9	17	12	14 C	12	12	14	9 KK
28	16	11	11	16 KC	4	3	4	4QCC	7	5	8	4 CC	17	15	14	19	4	8	7	6 CC	12	12	8	16 KK
29	8	6	11	3 CC	22	14	10	27	7	8	5	11 CC	8	14	7	16 CK	12	10	8	14 KK	14	14	11	18 K
30	12	13	12	13 CK	23	22	19	26	4	7	8	3 CC	9	10	9	11 CC	7	12	6	13 CK	12	7	10	10 CK
31	13	4	13	5 KK	12	11	16	8 K					15	12	14	13 KC					5	4	5	4 CC
	12.8				11.1				11.1				12.9				10.7				10.0			
		8.7				9.5				11.2				13.1				12.4				11.2		
			10.8				10.2				11.2				13.0				11.6				10.6	

ANNUAL MEAN N 12.12 S 11.29 M 11.69

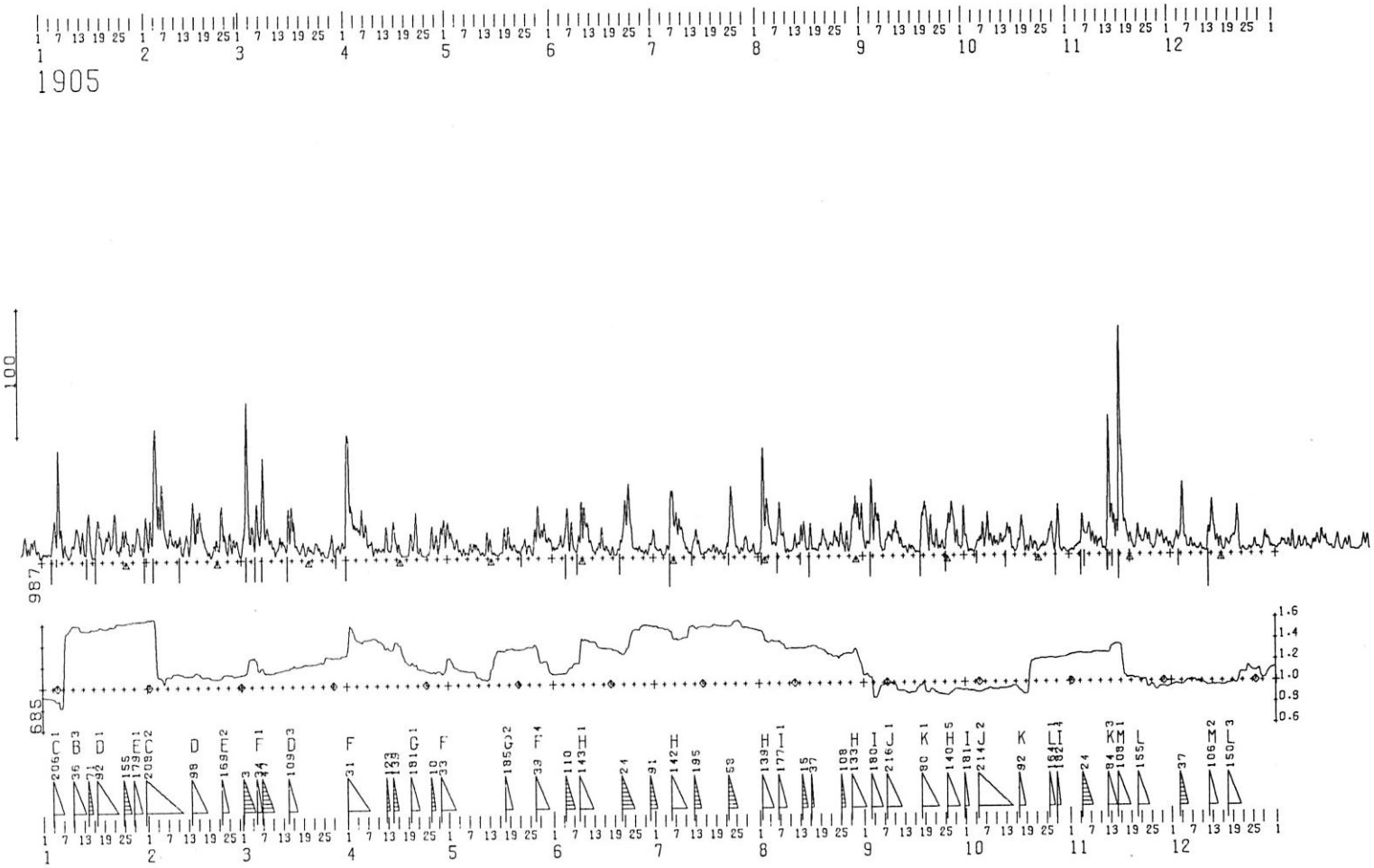
1905
100
987
685
1.6
1.4
1.2
1.0
0.8
0.6

	JAN.				FEB.				MAR.				APR.				MAY				JUNE			
	N	S	M		N	S	M		N	S	M		N	S	M		N	S	M		N	S	M	
1	4	8	6	6 CK	16	15	15	16	11	15	9	17 K	89	103	100	92	24	18	25	18	4	9	8	6 CC
2	6	6	7	7QCC	21	16	25	13	72	95	42	126	36	38	37	37	20	12	18	14	10	9	9	10 CC
3	6	8	7	7QCC	102	85	90	97	19	24	30	13	28	22	24	26	13	11	9	16 CC	14	12	13	14 KC
4	24	27	18	33	40	30	29	42	16	25	27	13	26	23	25	24	7	7	7	8 CC	13	13	10	16 K
5	51	40	15	76	36	52	33	56	26	36	27	35	32	28	23	37	5	6	2	9QCC	28	33	34	27
6	30	23	27	26	21	21	23	19	20	18	17	22	25	21	18	29	4	4	3	5QCC	21	15	8	29
7	9	8	4	13 KK	13	19	11	22	46	60	63	43	12	11	12	12 C	8	7	3	12 CC	5	9	9	6 CK
8	5	6	6	4QCC	19	15	18	16	23	21	19	25	10	12	12	11 CC	10	7	5	12 CC	13	8	5	16 KC
9	5	8	4	8QCC	15	14	12	17	17	14	14	17	5	8	4	9 CC	7	10	7	11 CC	40	16	12	45
10	14	16	13	18	14	17	11	21	10	10	10	10 CC	6	9	5	9 CC	5	6	8	3 CC	27	33	31	29
11	17	30	24	22	6	7	9	4QCK	6	6	4	9 CC	8	7	7	8QCC	3	5	5	3 CC	20	25	25	20
12	18	13	12	19	13	19	12	20 K	13	15	13	16 K	17	13	6	25 K	15	10	4	22 KK	11	12	14	10 CK
13	9	11	14	6 K	13	9	13	9 K	13	14	15	13 CK	12	5	10	7 CK	11	10	7	14 KK	4	5	6	3QCC
14	25	31	22	34	38	34	24	47	25	14	6	33	14	15	7	23	4	4	4	5 CC	12	8	8	12 CC
15	12	11	18	5 K	26	18	16	29	40	22	21	41	19	17	24	12	3	3	3	3QCC	18	14	8	25 K
16	4	4	4	4QCK	33	28	23	39	18	25	24	20	8	8	6	11 KK	5	3	3	5QCC	7	6	8	6 CK
17	26	33	27	32	20	21	23	18	9	11	11	9 CK	3	4	4	3QCC	18	11	5	23 K	9	7	10	6 CC
18	9	21	19	11	10	11	12	9QCK	6	7	5	8QCC	3	2	2	3QCC	14	11	8	17 K	5	6	2	9QCC
19	11	10	8	14 CK	4	6	4	5QCC	7	11	14	4 CC	8	5	3	10 CK	16	12	16	11 K	3	2	3	2QCC
20	24	20	18	25	6	6	3	10QCC	6	9	5	10 CC	11	16	20	7 K	7	11	7	11 CC	5	6	4	6 CC
21	10	14	10	14 C	11	16	10	17 KK	7	8	9	6QCC	20	31	19	33	5	5	6	4QCC	16	14	14	16
22	35	30	29	35	15	13	9	20	7	8	6	10 CC	7	6	6	8 CK	6	7	7	7 CC	33	37	30	40
23	5	10	8	7 C	30	29	43	16	10	11	13	9 CC	4	3	4	3QCC	12	9	8	13 CC	46	44	39	51
24	17	15	12	20 K	15	8	17	6 KK	6	7	9	5 CC	2	2	2	2QCC	11	6	8	10 CC	18	18	27	9
25	19	16	12	23	16	16	9	23 K	5	4	7	3QCC	6	5	4	7 CK	8	7	9	7 CC	8	6	7	7 CC
26	15	12	15	13	10	11	6	15 K	4	3	2	4QCC	17	18	24	12 K	14	10	2	23 KK	8	6	6	8 CC
27	9	10	5	14 KK	15	13	12	16 K	19	11	9	21 K	12	16	10	18 K	31	24	13	42	7	4	6	6QCC
28	10	13	8	15 C	4	6	7	4QCC	3	4	4	3QCK	11	6	5	13 C	23	17	18	22	5	5	3	7QCC
29	25	25	27	22					11	11	10	12 CC	29	22	23	28	21	20	17	24	9	5	2	12 CC
30	6	13	10	10 CK					10	8	5	14 CC	18	20	17	21	17	13	16	14	15	10	10	15 CK
31	18	27	11	35					11	9	10	11 C					11	14	14	12 CC				
	15.4				20.7				16.0				16.7				11.6				14.4			
		16.6				19.9				17.2				16.5				9.7				13.3		
			16.0				20.3				16.6				16.6				10.6				13.8	

	JULY				AUG.				SEP.				OCT.				NOV.				DEC.			
	N	S	M		N	S	M		N	S	M		N	S	M		N	S	M		N	S	M	
1	15	10	17	9 KK	7	3	4	7QC	9	11	14	6 C	12	15	16	12 C	3	5	4	5QCC	4	7	5	6QCC
2	4	6	6	6 CC	56	68	74	50	13	9	12	10 C	3	5	3	5QCC	3	7	4	7QCC	12	17	11	19 K
3	6	3	6	2 CC	35	38	35	38	35	48	34	50	4	4	5	3QCC	5	10	7	9 CC	11	15	11	16 C
4	4	4	2	6QCC	24	19	24	18	34	21	12	42	5	9	6	9 CC	20	20	9	32	28	57	40	45
5	13	8	8	13 K	9	12	10	11 CK	31	30	29	32	13	12	13	13 CK	19	15	18	17	7	14	13	8 C
6	61	42	53	50	14	14	10	20	3	7	7	4QCK	17	20	18	19	17	22	16	23	7	9	6	11 CC
7	31	29	24	36	28	34	44	18	8	9	4	13 CC	26	17	14	30	16	17	19	15	6	7	7	7 CC
8	18	27	18	27	14	17	17	14 K	12	19	15	16	17	14	13	18	17	10	12	15 KK	3	8	6	5 CC
9	22	17	22	17	5	4	3	6QCC	16	14	16	15	11	11	10	13 KK	8	9	6	12 CK	7	6	4	9QCC
10	12	8	12	9 CK	5	3	4	4QCC	26	22	20	28	11	10	9	12 CK	6	12	13	6 CC	3	5	4	4 CC
11	5	3	5	4QCC	12	9	6	15 KK	13	17	18	13	12	14	10	17 KK	2	6	6	3QCK	2	3	2	4 CK
12	9	7	4	12 CC	13	6	9	11 CK	11	9	14	7 KK	12	12	12	12 CK	81	60	39	102	22	24	22	24
13	18	17	15	21	20	15	10	26	8	6	6	8QCC	24	15	14	26	29	36	28	37	31	35	44	23
14	9	11	13	7 CK	18	19	19	19	6	6	2	10QCC	16	18	17	18	16	29	32	13	15	11	11	15 CK
15	2	3	3	2QCC	7	4	6	6QCK	5	8	5	8 CC	4	5	5	4 CK	94	88	25	158	8	10	5	14 KK
16	5	4	4	4 CC	10	22	20	12 K	3	5	5	3QCC	6	6	4	9 CC	64	98	87	76	4	4	5	3 CC
17	7	5	7	5 CC	8	5	7	6 CC	4	3	4	3QCK	22	16	12	26	27	22	25	24	6	12	7	11 CC
18	9	6	5	10 CC	5	4	5	5QCC	27	30	26	31	16	16	22	11	10	17	15	12 K	7	10	7	10 CC
19	8	3	3	9 CC	12	11	10	13 CK	33	42	43	32	4	7	5	6 CK	9	15	16	8 KK	12	16	14	14
20	4	4	3	5QCC	17	16	19	14	23	11	16	18	11	10	8	14 CC	7	5	5	8QCK	30	27	19	39
21	4	3	3	3 CC	7	7	9	5 CC	16	13	18	11 K	6	9	4	11 CC	16	20	24	13	7	6	11	3 C
22	8	6	3	10 CK	11	9	10	9 CC	17	10	6	21 KK	6	6	10	3 CC	12	11	14	9 CC	3	6	4	4QCC
23	38	25	20	44	17	13	11	19 K	6	7	5	8 CK	6	6	4	8QCC	15	18	13	20 K	2	3	2	3QCC
24	36	33	45	24	13	9	13	10 K	8	10	11	7 CC	6	9	8	7 CC	10	15	11	15 KK	2	6	5	3 CC
25	11	10	11	9 CK	16	19	22	14	14	11	5	21 K	8	12	9	11 CK	4	7	7	5 CC	8	8	6	11 CC
26	5	3	3	6 CC	7	7	11	4 CK	30	28	32	25	26	20	19	26	7	11	5	12 CC	4	7	6	5 CC
27	9	5	6	8 CC	10	13	20	3 KK	37	36	43	30	8	6	11	4 C	12	19	19	13	3	5	5	3 CC
28	15	12	14	13 KK	21	17	10	28	16	16	12	21	25	33	18	40	12	18	17	13 K	11	9	5	15 CC
29	5	5	5	5 CC	41	37	30	48	7	8	7	7 CK	3	4	4	3QCK	7	12	8	10QCC	12	14	12	14 KK
30	8	7	6	9 CC	29	32	30	30	23	22	7	38	4	6	5	5 CC	7	11	9	10 CC	10	6	10	6 CC
31	3	2	2	3QCC	38	26	27	36					2	2	2	2QCC					3	7	5	6QCC
	13.0				17.1				16.4				11.2				18.6				9.4			
		10.6				16.5				16.2				11.3				21.5				12.0		
			11.8				16.8				16.3				11.2				20.1				10.7	

ANNUAL MEAN N 15.04 S 15.12 M 15.07

1906

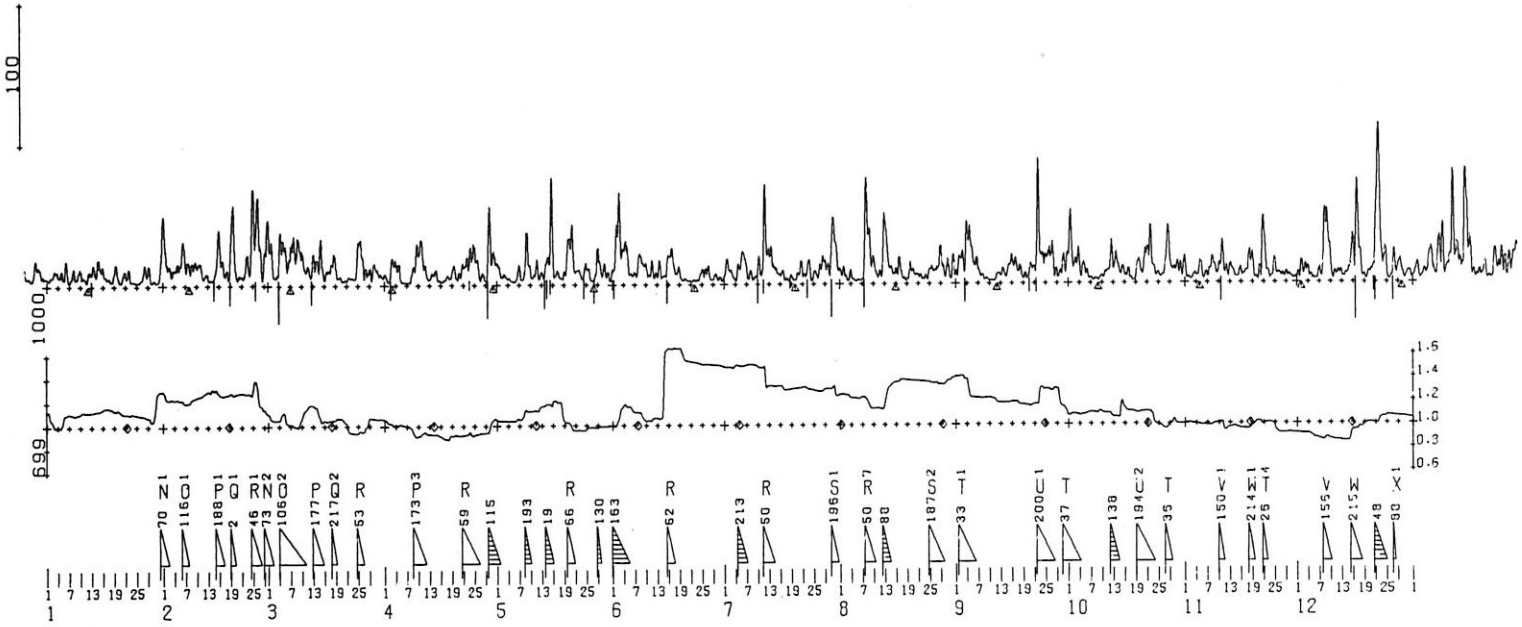

	JAN.				FEB.				MAR.				APR.				MAY				JUNE			
	N	S		M	N	S		M	N	S		M	N	S		M	N	S		M	N	S		M
1	4	5	4	5QC	22	33	37	18	29	25	23	31	5	6	7	3 CC	12	9	12	9 CC	30	14	12	32
2	4	11	7	9 CC	13	13	13	13 CK	8	6	8	6 CK	11	7	2	16 KK	6	8	5	9QCC	50	49	33	66
3	7	13	9	10 CC	9	8	6	11 CC	8	8	7	9 C	20	14	15	19	4	5	6	4QCC	24	21	19	26
4	8	8	6	11 CC	15	12	12	15 KK	36	30	36	29	15	11	11	15 KK	4	3	5	3QCC	32	25	28	29
5	5	7	5	7 CK	13	13	12	15 K	28	20	28	21	4	3	5	2QCK	2	2	2	2QCC	8	9	9	8 CK
6	9	9	16	3 KK	22	29	32	19	15	16	13	18	2	2	2	2QCC	12	8	6	15 CC	8	7	6	10 CC
7	5	6	4	7QCC	13	16	13	17	36	25	26	36	2	2	2	2QCC	3	5	4	4 CC	13	7	6	14 CK
8	9	7	11	5 CC	12	13	8	17 K	31	19	16	34	9	13	8	14 CK	29	17	8	37	21	16	22	15
9	7	13	8	13 KC	13	17	15	15	25	19	26	19	20	24	18	26	18	11	16	13	14	14	14	15 K
10	4	6	4	7 CC	15	14	14	15	19	12	20	11	24	30	23	31	5	5	4	6 CC	7	8	9	7 CC
11	4	5	4	4 CC	8	7	12	4 CC	11	11	10	12 CC	17	14	16	15	13	12	11	14 KK	11	11	10	13 KC
12	6	11	9	9 CC	7	8	7	8QCC	7	12	5	14 KK	4	6	7	3 CC	8	5	4	10 CC	7	6	5	8 CC
13	11	13	13	11 KK	4	6	5	4QCC	21	12	15	18	6	7	6	9 CC	9	6	5	10 CK	11	11	9	13 KC
14	12	13	8	17 KK	5	6	4	7 CC	28	15	15	28	10	9	8	11 CC	21	13	17	16	7	5	6	7 CC
15	12	14	12	13 KK	25	26	14	37	8	10	13	6 CK	3	3	3	3QCC	39	61	46	54	15	11	5	21 KK
16	5	8	6	7 CC	20	18	20	18	6	10	8	9 CC	4	3	3	4QCC	7	5	5	8 C	30	16	20	27
17	4	5	5	5QCC	10	8	8	10 CK	15	11	10	16 KK	6	6	4	8 CC	6	7	9	5 CC	12	12	15	8 C
18	5	6	3	7 CC	8	9	6	12 K	15	18	13	21	5	5	4	7 CC	8	5	5	9 CC	11	10	8	13 CC
19	10	12	13	9 CC	39	48	42	45	5	6	6	5QCK	10	13	12	11 CC	17	14	7	26	4	3	4	3QCC
20	3	3	4	2 CC	5	10	11	4QC	4	4	6	3QCC	6	7	4	9 CC	38	31	32	37	4	3	5	3QCC
21	10	8	7	11 CC	7	7	8	7QCC	2	4	4	3QCC	13	8	5	16 CC	20	14	24	9	2	3	2	3QCC
22	10	8	5	13 CC	6	6	4	8QCK	3	8	6	6QCC	18	12	13	18	13	7	10	11 CC	3	3	2	3QCC
23	2	3	3	3 CC	16	17	22	12 K	4	6	5	5QCC	18	20	12	26	5	6	8	3QCC	3	3	2	4 CC
24	2	3	4	2QCC	42	34	10	66	13	17	5	24	20	26	20	27	13	10	8	16 CC	8	6	5	9 CC
25	2	3	3	3 CC	36	38	34	40	15	37	30	23	18	16	16	18	7	10	10	6 CC	12	8	9	11 CC
26	7	6	4	10 CC	58	34	63	28	18	10	17	12	8	4	6	7 CK	2	3	3	2 CC	12	8	8	12 CC
27	11	9	12	8 CC	11	8	5	14 K	7	8	6	9 CK	5	5	7	4 CC	19	14	7	26 K	4	3	3	4 CC
28	8	9	14	3 CC	38	31	25	45	10	8	10	8 CC	29	22	2	48	11	14	16	9 C	7	6	6	7 CC
29	3	3	3	4 CC					12	13	15	10 CC	30	21	31	21	13	9	8	14 CC	4	4	3	6 CC
30	2	3	2	3QCC					5	10	8	7 CC	15	19	21	14	7	7	5	9 CC	4	3	2	4QCC
31	28	25	11	42					8	5	6	7 CC					6	5	2	9 CC				
	7.0				17.6				14.6				11.9				12.2				12.6			
		8.2				17.4				13.3				11.3				10.6				10.1		
			7.6				17.5				14.0				11.6				11.4				11.3	

	JULY				AUG.				SEP.				OCT.				NOV.				DEC.			
	N	S		M	N	S		M	N	S		M	N	S		M	N	S		M	N	S		M
1	15	11	8	19 K	12	8	9	12 CC	10	13	7	17 KK	37	42	45	34	7	6	9	4 CK	5	8	9	5 CC
2	12	8	10	11 CK	5	6	7	5 CC	22	20	18	24	16	13	11	18	3	3	3	4QCC	12	11	17	7 KC
3	5	4	6	4 CC	9	4	3	10 CC	27	24	8	43	21	19	17	23	4	8	6	7QCC	14	11	13	12 CC
4	10	8	4	14 CC	4	3	4	3QCC	33	30	30	32	10	9	5	14 K	7	8	5	11 CC	5	6	5	6QCC
5	18	17	11	24	4	2	2	4QCC	22	19	26	15	10	10	13	7 CK	10	10	15	4 CC	3	4	4	3QCC
6	20	15	20	15	4	3	3	4QCC	12	18	15	14 K	5	5	6	4QCC	4	9	4	8 CC	6	7	3	10 CC
7	8	5	4	9 CC	39	28	4	63	5	9	9	6 CC	3	3	4	2QCC	6	10	6	11 CK	9	9	6	12 K
8	7	4	7	4 CC	44	46	50	40	4	5	6	3QCC	3	4	4	3QCC	14	18	19	13 K	28	67	52	42
9	5	5	5	4QCK	19	15	14	20	3	4	5	2QCC	4	5	4	6QCC	8	8	8	8 CC	39	26	37	28
10	14	13	21	7 KK	6	12	11	7 CK	2	2	2	2QCC	6	7	4	9 CC	21	16	15	23	6	5	6	5 CK
11	51	33	12	71	7	8	6	9 CC	4	3	2	5QCC	8	11	10	10 CK	14	14	18	10	8	7	8	8 CC
12	28	22	24	26	28	33	10	51	6	8	8	7 CC	19	23	22	21	8	10	7	11 KK	7	9	8	8 CC
13	17	22	23	17	29	28	37	19	7	10	7	11 CC	12	20	15	17	11	9	11	10 CC	5	6	5	6 CC
14	11	13	12	12 CC	12	11	12	11 CK	6	8	5	9 CC	9	11	13	7 CK	4	5	5	5QCC	6	12	6	11 CC
15	6	8	7	7QCC	9	7	8	7 CC	14	17	13	18	7	14	11	9 CC	8	9	5	12 CC	24	24	13	35
16	9	8	8	8QCC	18	10	8	20 K	17	14	15	17	6	9	6	9 CC	6	7	5	7 CC	39	35	17	57
17	4	3	3	5QCC	6	7	9	4 CK	12	8	12	8 CK	5	6	6	4 CC	9	10	9	10 CK	29	45	50	25
18	5	3	2	6 CC	4	3	5	3QCC	8	9	12	5 CC	3	2	2	3QCC	17	25	24	18	4	9	7	5 CK
19	4	4	5	3 CC	8	12	3	17 KC	4	9	5	8QCC	13	19	15	18 K	9	10	16	4 KK	3	6	4	5 CC
20	6	6	4	8 CC	5	11	9	8 CC	10	8	5	13 CC	9	7	9	8 CK	6	6	4	8 CC	8	10	8	11 CC
21	12	12	9	15 KC	6	8	7	7 CC	13	11	11	13 CC	16	25	20	22	32	20	7	44	14	27	11	30
22	7	6	8	5QCK	5	5	4	6 CC	42	34	8	68	34	34	27	42	21	23	36	10	94	90	71	113
23	14	14	13	16 C	4	5	4	5QCC	37	31	48	20	12	14	15	12 C	4	7	9	3 CC	29	30	40	19
24	4	3	3	4 CC	8	6	4	10 CC	20	19	18	22	5	9	6	9 CC	10	9	6	14 CC	17	24	19	23
25	9	7	10	7 CC	12	10	11	12 CC	21	19	20	21	5	5	5	5 CC	7	12	12	6 CC	3	3	3	3QCK
26	11	8	7	13 CK	10	10	10	10 CC	25	27	21	30	9	13	6	15 K	4	9	7	6 CC	17	11	6	22 K
27	18	17	20	16	24	17	13	27	6	10	5	11 CK	28	37	32	34	4	9	7	6 CC	10	11	9	12 C
28	14	10	10	15 CK	12	13	15	10 C	7	7	5	9 CC	11	12	13	10 C	5	8	8	6QCC	13	15	16	13 C
29	25	15	6	34	12	13	6	19 KK	10	19	8	21 K	12	13	11	13 CC	3	5	4	3QCC	5	5	8	3 CC
30	40	34	45	29	4	6	6	4 CK	15	15	7	22	11	14	11	15 KK	4	4	4	4 CC	5	10	6	9QCC
31	13	11	14	10 C	14	14	22	7 K					12	10	5	18 KK					5	7	7	4QCC
	13.6				12.2				14.1				11.6				9.0				15.2			
		11.3				11.8				14.3				13.7				10.2				17.7		
			12.4				12.0				14.2				12.7				9.6				16.4	

ANNUAL MEAN N 12.64 S 12.51 M 12.55

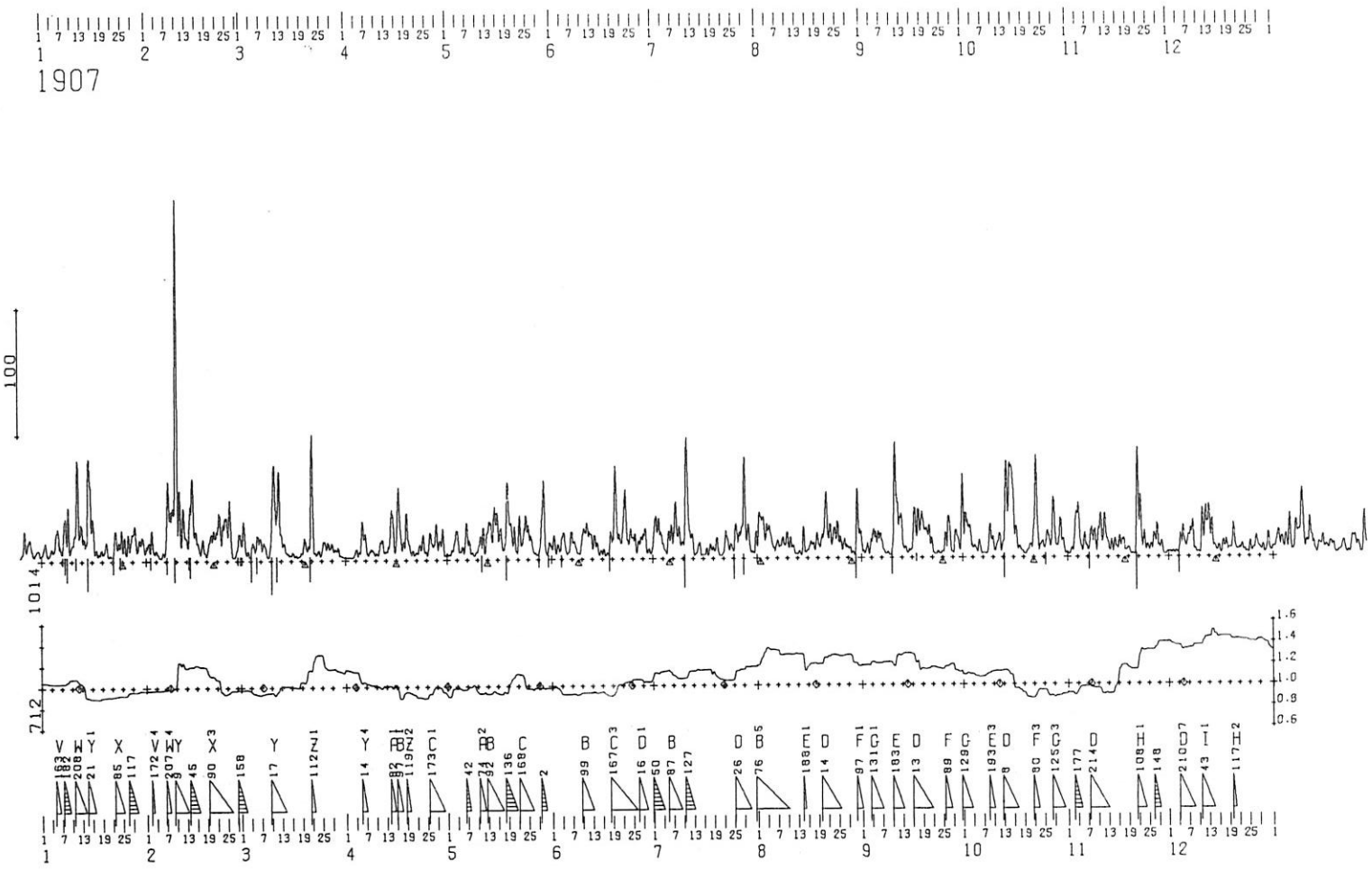
1907
100
1014
212
1.6
1.4
1.2
1.0
0.8
0.6

	JAN.				FEB.				MAR.				APR.				MAY				JUNE			
	N	S	M		N	S	M		N	S	M		N	S	M		N	S	M		N	S	M	
1	7	9	6	12 CC	11	14	11	15 KC	25	17	12	31	3	3	3	3QCC	4	4	3	5QCC	16	11	9	18 KK
2	9	8	13	4 CC	14	17	7	25 K	9	8	13	5 C	2	2	2	2QCC	5	9	8	6 CC	9	7	4	12 CK
3	4	7	4	8QCC	6	8	7	7 CK	4	6	6	3 CC	4	5	3	6 CC	20	18	15	23	13	8	5	16 KK
4	5	12	8	9 CK	5	5	6	4QCC	12	13	12	13 CC	6	8	9	5 CC	12	7	13	6 CK	16	18	18	17
5	17	29	20	26	4	3	2	5QCC	13	14	6	20 KK	19	16	5	31	8	8	6	9 CC	6	4	6	5QCC
6	5	13	10	9 CK	5	8	6	7QC	15	16	13	19	21	16	16	21	21	21	13	29	19	9	7	22 K
7	18	20	7	32	44	44	52	37	10	12	7	15 CK	4	5	5	4 CK	13	10	11	12 K	14	13	13	14 K
8	32	29	22	39	40	36	39	37	5	10	11	4 CC	7	8	8	8 CC	4	5	5	4QCC	7	6	9	4QCC
9	10	10	10	11 C	149	136	39	247	8	8	3	13 C	4	7	6	4QCC	5	5	4	7QCC	8	8	4	12 CK
10	9	23	13	19	89	54	89	53	76	49	48	76	7	5	5	8 CC	16	13	11	18 C	21	20	21	21
11	45	60	32	73	29	16	13	33	37	37	35	40	15	14	15	15 K	19	15	9	26	22	27	29	20
12	24	24	21	28	24	21	26	19	57	33	68	22	7	6	7	7 CK	15	11	5	22 K	20	18	20	18
13	15	15	14	17	19	24	11	33	13	12	11	14 CK	8	8	7	10 C	28	30	30	29	11	16	9	19
14	55	35	13	77	35	63	37	61	6	7	7	7 CC	30	39	32	36	25	24	14	35	8	10	11	7 CK
15	39	44	61	23	23	19	19	24	4	4	3	4QCC	14	9	13	9 C	24	40	27	37	5	6	4	7QCC
16	8	26	29	5	12	11	14	8 CK	4	6	7	3QCC	38	45	45	38	18	22	16	25	4	7	8	3QCC
17	5	9	10	4 CC	13	11	7	18 KC	2	4	4	2QCC	14	14	19	9	11	8	12	8 C	5	3	4	5QCC
18	6	9	6	9QCC	4	6	6	4QCC	5	5	4	7 CC	26	21	12	35	43	32	14	61	16	16	15	17 K
19	6	6	5	8QCC	11	11	7	15 CK	10	13	5	19 KK	13	15	18	11	33	31	38	26	56	35	17	74
20	9	10	15	4QCC	24	17	22	20	10	9	9	10 CK	7	6	6	7 CC	24	13	15	22	27	17	29	16
21	2	5	4	3QCC	19	22	17	24	57	40	10	87	6	4	4	7QCC	8	5	9	4 C	18	12	16	14
22	13	15	4	24 K	26	35	25	36	24	21	38	7	8	8	5	11 CC	19	28	31	16	54	33	32	55
23	15	13	15	13	22	19	12	29	6	5	4	7 CC	14	13	9	19 KK	20	16	13	24	12	14	15	11 C
24	15	19	11	23	35	31	32	34	6	5	6	5 CC	9	6	8	7 CK	25	32	35	22	16	21	21	17
25	7	16	8	16 KK	30	37	20	47	13	15	13	16 C	15	12	6	20 KK	19	17	20	17	21	13	16	18
26	8	18	6	21 KK	9	5	12	2 C	12	11	8	14 CK	12	12	14	10 C	6	9	9	5QCC	10	9	4	15 CK
27	16	15	10	22	5	6	3	8QCC	10	13	9	14 CC	21	21	13	29	4	5	5	4QCC	17	14	13	19
28	25	21	21	25	17	17	13	21 K	10	8	9	9 CC	13	10	8	16 C	16	11	6	21 K	22	19	18	23
29	10	12	7	15 C					8	8	7	10 CC	16	18	13	22 K	36	54	45	45	7	6	5	9 CK
30	18	14	12	20					4	3	3	4QCC	4	3	3	4QCK	6	5	6	5 C	7	5	4	8 CK
31	6	13	12	7 CC					2	2	2	2QCC					13	11	14	11 CC				
	14.9				25.7				15.3				12.3				16.8				16.3			
	18.0				24.9				13.4				12.0				16.7				13.4			
	16.5				25.3				14.3				12.1				16.8				14.9			

	JULY				AUG.				SEP.				OCT.				NOV.				DEC.			
	N	S	M		N	S	M		N	S	M		N	S	M		N	S	M		N	S	M	
1	30	23	21	32	26	30	23	34	4	6	5	5 CK	18	33	18	33	2	4	2	4QCC	2	5	4	4QCK
2	31	22	20	32	33	28	29	33	7	10	7	10 CC	25	28	30	23	8	14	8	14 K	3	5	5	3QCC
3	17	16	22	11	24	18	14	28	8	11	3	16 CK	15	13	19	10	30	35	31	34	4	5	5	4QCC
4	7	7	9	6QCC	22	22	24	20	12	24	20	16	5	11	8	8 CC	23	21	32	12	7	20	11	15 K
5	14	13	6	22 K	10	13	14	9 CK	20	17	16	21	9	10	5	14 CC	9	13	5	17 KK	17	20	26	12
6	15	24	21	18	8	10	6	13QCC	17	16	20	13	5	5	6	3QCC	7	12	10	10 CK	13	14	9	19 K
7	33	33	21	45	14	8	13	10 CC	7	7	9	6 CC	4	3	4	4QCC	14	17	9	22	17	22	17	23
8	24	19	18	26	15	13	14	15 C	5	4	4	5QCC	16	12	4	24 K	15	22	16	21	20	11	24	7
9	13	10	10	13 C	21	10	10	21	2	2	2	2QCC	19	14	16	18	15	11	12	15 K	4	5	4	5QCC
10	44	55	13	87	14	12	9	17 K	55	47	14	89	9	5	6	9 CK	32	23	22	33	19	13	3	30
11	42	41	60	23	10	10	10	10 CK	30	48	51	27	15	17	13	20 K	22	27	15	34	28	30	23	35
12	19	16	18	18	3	4	4	3QCC	38	26	32	32	6	9	5	11 C	15	16	19	12	35	33	27	40
13	5	3	3	4 CC	3	6	5	4QCC	12	7	10	9 C	51	52	26	77	8	8	5	11 CC	31	23	24	30
14	9	11	7	13 CC	14	14	4	24 K	6	5	6	5 CC	56	57	37	76	13	9	9	14 KK	10	10	11	9 C
15	6	3	6	4QCC	7	4	5	7 CK	6	6	5	7 CK	59	68	71	56	6	10	8	8 CK	6	8	5	10 CC
16	6	4	4	7QCC	9	11	8	12 CC	30	31	23	39	22	19	18	24	10	17	17	10 K	5	6	5	6 CC
17	8	3	4	7 CC	11	12	11	12 CC	23	30	17	37	8	8	7	10 CK	13	12	13	12 KK	11	12	14	9 CC
18	9	8	10	8 CC	15	13	8	20 K	34	26	23	37	4	6	6	5QCC	6	7	6	8 CC	10	9	11	8 CC
19	10	10	6	15 KC	10	10	10	11 C	28	21	25	23	2	4	3	4QCC	5	6	7	3QCC	8	9	7	10 CK
20	7	6	10	3 CC	19	21	20	21	28	19	21	25	8	9	7	10 CC	2	3	4	2QCK	15	19	24	10 K
21	4	3	2	4QCC	37	40	50	27	16	11	13	14 K	14	16	10	20	59	44	15	87	3	8	6	6 CC
22	16	14	11	19 K	23	19	17	26	4	4	4	4QCC	29	76	48	58	23	46	28	41	8	11	8	11 CC
23	13	10	15	7 CK	17	20	13	24	3	5	3	5QCC	9	16	16	9 K	10	19	8	21	4	7	6	6 CC
24	9	9	11	8 CK	23	20	15	28	4	5	4	5QCC	7	15	13	10 CC	7	9	6	10 CK	2	5	4	3QCC
25	21	23	20	24	16	14	16	15	9	16	4	21 KK	13	14	9	20	6	10	6	11 CC	7	10	13	4 CC
26	19	14	12	22	7	13	7	14 CK	20	28	15	34	9	18	19	9	10	17	10	18 K	9	14	7	16 KC
27	23	28	25	26	9	11	12	8 CC	14	7	17	4 K	26	37	18	45	15	22	12	25	9	12	12	9 CC
28	46	46	79	14	6	9	7	8QCC	13	13	4	22 KK	15	12	17	9 K	8	13	9	13 CK	8	6	6	8 CC
29	16	23	27	12	3	5	6	2QCK	16	13	17	12	22	23	15	30	4	3	5	2QCC	5	6	6	5 CC
30	5	5	5	4QCC	38	30	18	50	40	33	6	66	12	14	13	14 C	2	5	3	4QCC	11	17	10	18 K
31	14	14	6	22	21	18	19	21					4	3	4	4QCC					6	6	5	8 CK
	17.3				15.7				17.0				16.7				13.3				10.8			
	16.6				15.2				16.6				20.3				15.8				12.3			
	16.9				15.5				16.8				18.5				14.6				11.5			

ANNUAL MEAN N 16.00 S 16.27 M 16.13

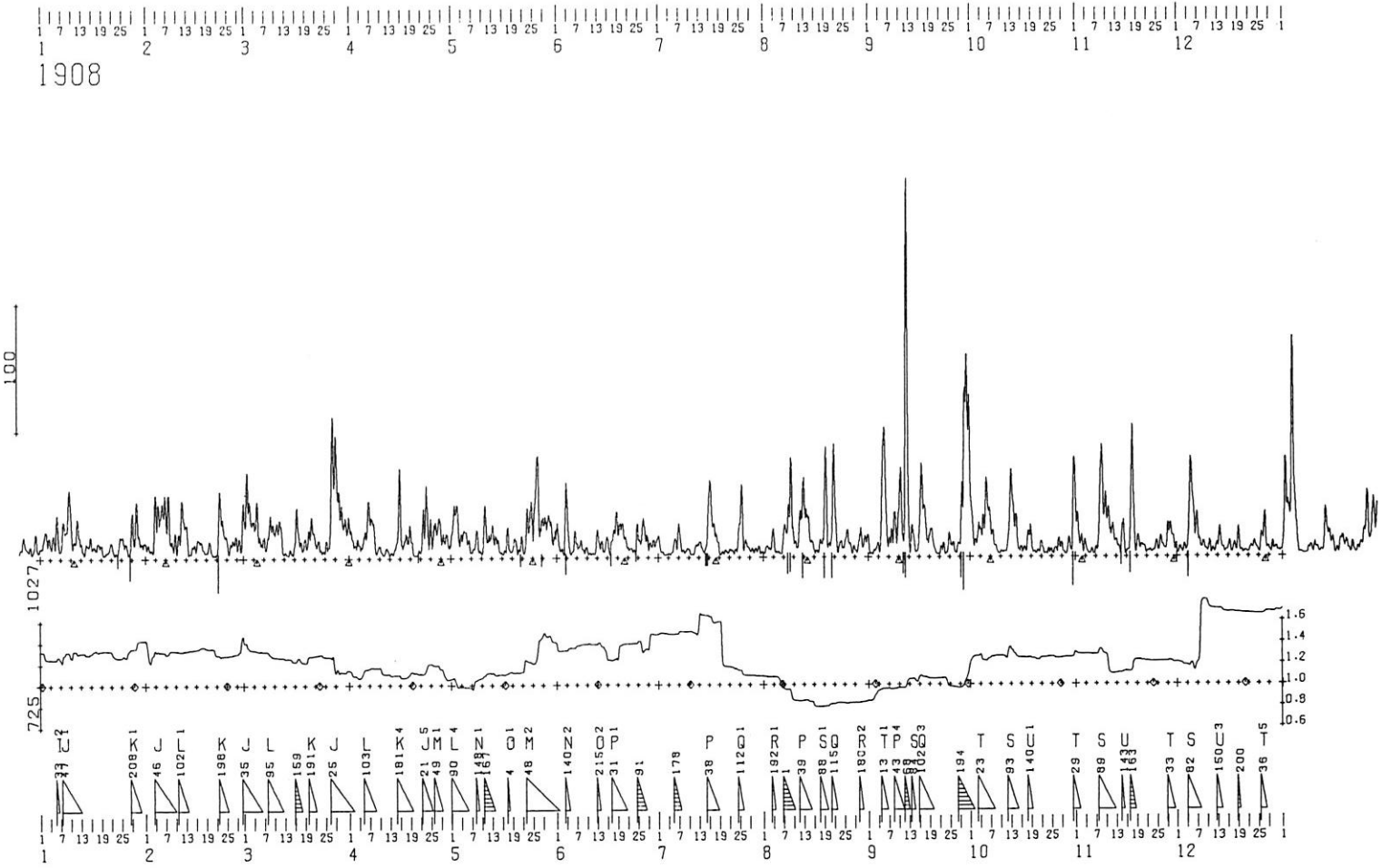
1908
100
1027
725
1.6
1.4
1.2
1.0
0.8
0.6

	JAN.			FEB.			MAR.			APR.			MAY			JUNE		
	N	S	M	N	S	M	N	S	M	N	S	M	N	S	M	N	S	M
1	8	12	8 12 CK	10	9	9 11 CC	49	43	26 66	12	24	20 17	31	27	20 39	13	15	20 10
2	17	19	18 19	4	8	6 7QCC	37	39	36 40	10	13	12 10 CK	41	33	34 40	6	4	5 5 CC
3	13	14	14 13 KK	20	35	4 50	30	24	25 28	7	15	12 10 CC	15	16	13 18	35	29	4 59
4	12	14	7 19 KK	26	36	22 40	38	31	24 45	11	6	10 8 CK	17	18	13 22	17	13	23 7
5	23	19	8 33	36	38	31 43	13	16	16 14	18	17	14 21	15	16	20 11	5	3	2 5QCK
6	9	8	11 6 C	44	33	33 44	14	14	12 17 K	34	37	26 45	9	9	14 4 CC	17	14	21 11 K
7	12	27	10 29	34	37	21 50	8	10	7 11 CK	27	30	26 30	6	7	5 8QCC	10	6	6 10 CC
8	18	23	19 21	11	14	12 14 K	34	15	16 34	14	15	24 6	15	17	18 15 K	11	8	13 7 CC
9	40	48	49 39	13	13	6 20 KK	29	16	23 22	8	7	5 10 CC	4	5	4 5QCC	8	4	4 9 CC
10	14	13	15 13	12	10	4 19 K	16	31	21 26	4	6	6 4QCC	23	21	5 39	6	2	4 4QCC
11	29	15	12 32	29	33	17 45	21	30	26 25	5	5	2 7QCC	20	16	23 13	4	3	3 4QCC
12	13	15	18 10	34	21	29 26	10	7	13 4 KK	4	7	6 4QCC	18	15	14 19	12	7	3 17 KK
13	6	6	8 4QCC	12	10	19 3 KK	3	5	5 3QCC	4	4	4 4QCC	22	13	24 12	10	12	15 7 CK
14	8	9	7 11QCC	7	6	4 9QCC	6	5	3 7QCC	9	7	6 11 CK	15	14	16 14 K	10	8	14 4 CC
15	12	14	10 18 KC	7	10	9 8 CC	5	7	4 8QCK	44	44	18 71	4	6	5 5QCC	14	10	8 17 KC
16	7	10	7 10 CC	9	18	14 14 C	26	30	29 27	14	11	18 7 K	5	5	3 7QCK	6	6	9 3 CK
17	7	11	7 12 CC	6	14	12 9 CC	16	13	15 14	13	18	15 17 K	9	20	16 13 K	23	11	14 21
18	9	13	11 11 KK	5	6	7 5QCC	6	10	6 11QCC	20	18	12 26	5	5	6 5 CC	35	21	22 34
19	2	5	4 3QCC	9	9	4 14 CC	13	9	12 11 CK	7	10	12 6 CK	10	14	11 14QCC	25	21	19 27
20	2	7	4 6QCC	5	5	6 3QCC	29	20	21 28	2	2	2 2QCC	10	6	9 6 CC	21	22	27 16
21	8	11	7 13 CC	2	3	3 3QCC	20	19	21 18	4	6	4 5 CC	15	9	7 17 KC	12	12	17 8 KK
22	6	6	9 4 CC	29	28	4 53	13	10	11 13 CK	21	25	8 39	8	5	3 9 C	6	7	5 8QCC
23	3	6	5 30QCC	26	27	30 23	9	7	9 6 CC	19	49	26 42	36	23	40 20	7	5	6 6QCC
24	10	18	12 16 K	19	16	18 18	4	5	5 4QCC	21	17	14 25	33	32	37 28	21	9	3 27 K
25	11	15	18 8 KK	8	6	8 6 CK	10	12	14 8 KK	21	12	15 19	39	46	35 50	13	11	14 10 C
26	9	10	11 8 CC	13	11	9 15 CC	54	47	15 87	24	23	29 19	54	52	79 27	26	24	27 24
27	16	14	3 27	14	13	11 16 KK	94	65	75 84	25	31	30 26	37	17	25 30	14	13	12 15
28	17	15	22 11	7	15	9 13 CK	62	52	69 45	9	17	12 14 K	30	25	26 29	9	9	9 9 CK
29	29	33	45 17	22	27	7 42	33	39	30 42	17	16	15 19	26	33	29 30	10	10	12 9 CC
30	14	13	14 12 KK				29	27	23 32	7	10	9 9 C	19	21	29 11	14	13	13 15 K
31	7	13	8 12 CC				29	22	18 32				14	23	16 22			
	12.7			16.3			24.5			14.5			19.5			14.1		
		14.6			17.6			21.9			16.7			18.4			11.1	
			13.6			17.0			23.2			15.6			18.9			12.6

	JULY			AUG.			SEP.			OCT.			NOV.			DEC.		
	N	S	M	N	S	M	N	S	M	N	S	M	N	S	M	N	S	M
1	10	7	12 5 CC	8	4	4 9 CC	4	3	3 4QCC	29	34	40 22	22	31	31 21	5	6	3 8 CC
2	4	3	5 2QCC	10	6	8 8 CC	6	2	2 6QCC	11	12	12 11 C	15	12	10 18 K	5	6	6 5QCC
3	3	3	2 4QCC	19	9	6 22 K	12	7	7 12 CC	20	20	18 23	9	9	4 14 CK	6	9	9 7 CK
4	4	3	3 4 CC	9	5	10 5QCK	20	20	4 37	31	22	20 33	4	5	6 3QCC	35	53	17 71
5	10	9	5 14 CC	4	4	4 4QCC	81	96	91 85	41	45	28 58	4	6	3 7QCC	56	47	61 42
6	19	12	10 22	9	5	3 11 CK	21	16	29 8	38	34	38 33	6	3	2 7QCC	32	20	17 36
7	14	11	19 6 KK	25	20	26 19	21	15	13 23	15	22	17 21	9	14	6 18 K	14	12	13 13 C
8	5	4	6 4 CC	30	38	37 31	25	26	16 35	5	10	9 6 CK	74	77	75 76	10	10	8 12 CC
9	7	5	6 7 CC	49	47	74 23	20	25	10 35	2	4	3 4QCC	44	39	32 51	4	7	6 5 CC
10	5	2	5 3QCC	9	10	11 9 CK	46	48	61 33	2	6	4 4QCC	31	34	32 34	5	12	6 11 KC
11	6	4	2 8 CC	21	21	8 34	80	69	12 137	4	6	4 6 CC	25	20	19 26	3	7	4 6QCC
12	10	9	9 10 CC	54	39	37 56	155	90	214 32	42	34	19 58	16	12	15 13	5	11	5 11 CK
13	9	11	12 8 CC	38	31	37 32	13	15	3 25	47	42	51 38	7	9	9 7 CC	10	24	17 17 K
14	5	5	5 6 CC	19	26	32 13	10	10	16 4 CK	25	24	33 16	19	14	7 27	4	9	7 6 CC
15	38	18	11 45	11	12	14 9 CC	9	7	4 12 C	4	10	6 9 CK	9	8	14 3 KK	3	7	5 6QCC
16	43	47	58 32	5	4	3 6QCC	59	55	54 61	5	6	4 7 CC	4	9	6 7 C	8	11	13 6 CC
17	22	21	27 16	10	7	4 14 CC	27	40	42 25	12	7	6 14 KK	72	85	66 92	5	11	4 11 CC
18	12	12	14 11 KK	10	14	10 14 C	16	14	13 17	21	18	17 23	18	20	35 4	13	7	6 15 KK
19	3	3	2 4QCC	64	50	74 40	17	21	23 16	5	6	6 5 CK	13	14	16 12 C	10	10	14 6 KK
20	6	3	3 6 CC	6	13	10 8 C	6	6	9 4QCC	4	3	3 5 CC	7	10	9 8 CC	2	5	3 4QCC
21	4	5	5 3 CC	49	62	22 90	2	3	2 3QCC	11	6	4 13 CC	4	8	9 3 CC	3	5	4 4QCC
22	6	6	6 6 CC	22	19	31 10	5	7	8 5 CC	2	7	8 2QCC	2	7	5 5QCC	6	8	5 9 CC
23	6	3	3 6 CC	10	10	8 12 CK	7	4	9 2 CC	4	3	4 3QCC	2	6	4 4QCC	7	13	7 13 CC
24	18	13	7 24	9	6	8 7 CC	12	11	4 20 KK	4	8	6 6 CC	9	9	6 13 CC	4	9	8 6 CC
25	39	40	35 44	19	16	15 21 K	11	10	10 11 CK	6	3	3 6 CC	9	7	6 11 CC	8	15	4 19 KK
26	13	7	6 14 C	12	9	11 10 CK	4	5	6 3QCC	10	8	7 11 KK	10	14	14 9 CC	20	30	14 35
27	9	6	8 7 CC	7	6	3 10QCC	9	11	10 10 C	11	9	9 11 CK	8	8	7 10 CK	7	9	8 9 C
28	5	6	4 7 CC	6	5	6 5QCC	31	47	41 38	5	3	5 3QCC	28	23	26 26	6	5	5 7 CC
29	6	5	3 7 CC	21	15	13 23 K	145	144	129 160	6	5	2 9 CC	15	21	19 17	6	8	9 7 CC
30	7	7	5 9 CC	12	9	8 13 C	102	95	100 97	11	7	13 5 C	5	10	6 10 CC	5	8	8 5 CC
31	4	3	3 4QCC	16	15	14 18 K				50	72	54 68				3	6	4 5 CK
	11.4			19.1			32.5			15.5			16.7			10.0		
		9.5			17.3			30.8			16.0			18.2			12.9	
			10.4			18.2			31.6			15.8			17.4			11.4

ANNUAL MEAN N 17.23 S 17.09 M 17.15

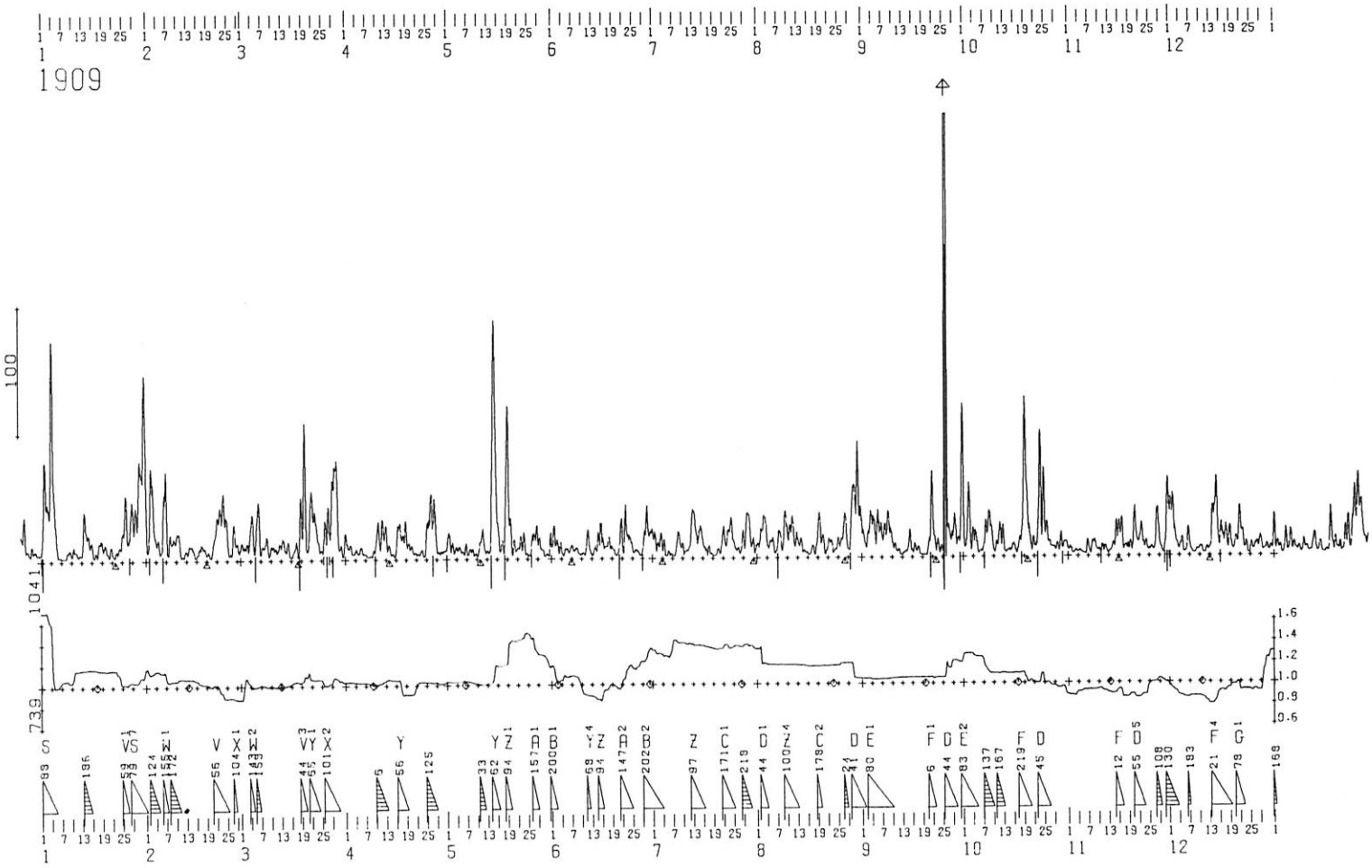
1909
100
1041
739
1.6
1.4
1.2
1.0
0.9
0.6

	JAN.				FEB.				MAR.				APR.				MAY				JUNE			
	N	S	M		N	S	M		N	S	M		N	S	M		N	S	M		N	S	M	
1	35	65	21	79	10	10	9	11 C	13	10	14	9 C	12	11	14	9 CK	17	19	18	18 K	22	14	10	26
2	26	57	41	42	54	80	74	61	12	10	9	13 CC	9	10	11	8 CC	10	9	9	10 KK	14	10	13	12 C
3	100	108	35	173	22	19	24	17	16	14	6	23	5	6	4	6 CC	7	8	5	11 CC	9	7	4	13 KC
4	44	60	64	40	12	15	15	13 K	26	20	37	10	5	7	8	5 CC	8	9	7	10 CC	5	3	4	4QCC
5	9	13	19	4 K	6	7	5	9 C	21	22	11	32	7	9	6	9 CC	5	6	5	6 CC	9	6	8	8 CC
6	2	3	3	3QCC	60	63	52	71	29	14	39	5	5	4	5	4 CC	6	10	7	9 CC	9	6	6	10 CC
7	2	2	2	2QCC	10	8	6	12 K	9	10	9	10 CC	2	3	4	2QCC	7	5	4	9QCC	7	8	9	6 CC
8	4	7	3	8 CC	15	14	15	14	12	19	13	18 K	4	3	3	3QCC	5	8	5	8QCC	8	7	9	6 CC
9	4	10	9	5 CC	14	15	16	14	9	3	3	9QCK	6	9	7	8 CK	3	4	4	4 CC	5	2	4	4QCC
10	4	11	8	7 CC	24	16	22	18	7	13	9	11 CC	25	19	19	26	9	10	4	14 CK	4	4	5	3 CC
11	4	7	8	4 CC	4	3	4	4QCC	9	7	10	6QCC	18	21	7	32	17	17	20	15	16	17	10	23 K
12	4	6	5	4QCK	6	5	2	8QCC	7	14	11	11 CK	24	19	17	26	9	5	7	7 CC	7	6	9	4QCK
13	20	32	16	35	9	7	5	12 CC	13	14	15	13 K	12	10	11	12 CK	6	5	4	8 C	7	6	4	9 CC
14	22	20	21	20	8	11	11	8 CC	12	9	8	13 CC	4	5	5	4 CC	122	141	75	189	16	11	6	21 KK
15	13	13	10	16 CK	4	5	7	2QCC	5	4	6	3QCC	4	3	4	3QCK	59	66	97	28	18	21	11	28
16	4	4	4	4QCC	6	7	5	9 CC	5	6	3	9QCC	21	27	21	27	14	13	21	6	12	11	14	9 K
17	7	7	5	8 CC	7	13	9	12 CC	7	12	11	8 CK	21	16	19	18	11	8	15	4 K	12	12	9	15 CC
18	11	19	14	17 K	6	9	10	5 CC	24	32	11	45	25	20	14	31	86	84	49	121	12	10	12	10 CC
19	8	14	7	14 CK	3	7	5	5QCC	64	62	18	108	11	12	9	14 C	41	24	34	31	4	7	8	4 CC
20	4	8	7	5 CC	8	5	2	11 CC	8	9	10	8 C	8	10	9	9 CC	9	9	3	15 K	4	4	2	6QCC
21	6	9	4	11 CC	21	24	18	27	35	45	26	55	5	5	4	5QCC	7	8	6	9 CC	20	25	14	31
22	4	3	4	4QCC	43	31	32	42	36	33	30	39	3	6	5	4QCC	14	13	8	19 KK	21	18	4	35
23	5	11	8	8 CC	39	42	28	53	23	18	26	15	6	6	7	6 CC	12	14	8	19 KK	19	18	21	17
24	10	20	10	21	37	23	27	32	6	8	6	8QCC	7	7	2	12 KK	4	5	3	5QCK	16	13	17	12 K
25	40	31	20	52	9	5	9	5QCK	20	16	5	31	26	31	30	27	3	3	4	3QCK	6	5	4	7 CC
26	16	15	18	14	14	15	4	26 K	28	27	13	42	41	41	52	31	23	15	20	19	4	7	6	5 CC
27	37	36	31	42	13	14	15	12 C	37	32	20	49	28	29	40	17	16	21	21	17	4	3	3	4QCC
28	36	27	20	42	8	8	8	9 CC	59	66	55	71	5	6	6	4 CC	14	12	17	9 KK	19	15	16	19
29	47	50	23	74					43	42	69	16	5	6	7	5 CC	4	6	7	3 CC	31	30	42	19
30	56	76	71	61					10	8	9	10 CK	8	6	7	8 CC	4	3	3	4QCC	23	23	22	23
31	97	118	147	69					12	10	3	19 KK					15	10	4	21 KK				
	22.0				16.9				19.9				12.1				18.3				12.1			
		27.7				17.2				19.7				12.2				18.4				11.0		
			24.8				17.0				19.8				12.1				18.3				11.5	

	JULY				AUG.				SEP.				OCT.				NOV.				DEC.			
	N	S	M		N	S	M		N	S	M		N	S	M		N	S	M		N	S	M	
1	16	17	15	18	11	13	11	13 K	18	19	23	14	12	9	11	11 C	5	9	6	8 CC	36	49	45	40
2	7	11	9	10 CK	29	23	20	31	12	16	8	21	39	46	35	50	2	4	3	4QCC	28	22	33	17
3	14	15	17	13 K	21	26	32	15	26	31	25	32	17	12	6	23	3	7	6	4 CC	6	10	11	6 CC
4	5	12	15	3 KK	12	10	10	13 CK	24	30	33	21	14	17	12	19	3	6	4	5QCC	13	11	10	15 KC
5	4	5	3	6QCC	11	16	14	13 KC	21	28	15	34	5	6	7	4QCK	2	3	3	2QCC	3	4	4	3 CK
6	3	3	3	3QCC	5	4	4	6QCK	22	23	23	22	8	6	6	8 CC	8	8	2	14 CC	12	21	14	19 K
7	4	3	2	4 CC	19	21	19	21 K	21	20	14	27	14	23	11	26	5	6	5	5 CC	2	7	6	4QCK
8	14	19	14	20 K	12	6	6	12 C	27	30	21	36	33	29	26	35	15	10	11	14 CC	3	3	2	4QCC
9	12	11	11	13 KK	40	24	38	26	17	20	19	18	18	17	26	10	4	8	7	5 CC	5	6	6	7QCC
10	4	5	3	6QCC	18	20	14	25	10	10	9	11 CK	8	9	4	13 CC	5	5	6	4 CC	5	9	8	6 CC
11	9	6	7	9 CC	26	25	31	21	6	5	5	7QCC	16	20	9	27	7	10	9	9 CC	3	4	2	5QCC
12	29	26	16	39	15	13	9	20	3	3	3	2QCC	14	20	9	26	3	5	6	2QCC	6	7	7	7 CC
13	28	30	35	23	13	10	10	14 CK	5	4	4	4QCC	3	5	4	4QCK	4	6	5	6 CC	26	24	9	40
14	16	17	12	22	10	5	10	6QCC	8	6	4	10 CK	7	6	6	7QCC	8	14	11	11 C	50	53	40	63
15	19	21	23	17	5	4	4	5QCC	16	11	20	6 KK	7	8	6	10 CC	22	27	27	22	17	15	24	8
16	7	10	9	8 CC	3	3	2	4QCC	5	9	4	11 CC	5	7	9	3QCC	28	23	20	31	16	26	26	16
17	6	7	2	10 CC	8	7	8	7 CC	8	6	5	9 CC	12	14	9	17 CK	6	8	6	9 CK	20	18	17	22
18	2	4	4	3QCC	9	8	3	14 C	3	2	3	2QCC	45	48	22	71	8	11	8	11 CC	17	14	8	23
19	3	2	2	3QCC	24	30	34	20	2	2	2	2QCC	89	70	103	55	4	12	8	9 CC	6	11	11	7 CK
20	7	6	8	5 CC	13	15	15	13 K	7	7	2	13 CK	15	22	21	16	21	32	13	40	10	15	9	16 CC
21	17	12	7	22 K	4	6	3	7QCC	47	40	20	68	9	12	5	17 KK	15	13	17	11	23	29	12	40
22	11	13	15	9 C	14	13	16	11 CC	14	16	18	11	9	11	10	10 C	20	22	17	25	21	18	21	19
23	20	24	23	22	9	6	10	4 CC	7	13	10	10 CC	62	74	42	95	10	10	11	9 C	9	10	6	12 CK
24	27	20	33	14	11	7	6	13 CC	6	7	6	7 C	43	46	22	68	9	8	10	7 CC	2	2	2	2QCC
25	10	7	10	8 CC	12	12	13	11 CC	329	329	112	546	21	25	18	27	6	8	6	9QCC	7	10	12	6 CC
26	5	7	8	4 CC	26	17	14	29	25	21	25	21	9	13	12	10 C	8	8	6	10 C	8	13	9	12 CC
27	14	15	6	22 K	18	21	31	9	19	13	14	18	8	9	8	8 CC	28	34	37	24	10	13	8	15 CC
28	21	17	8	31	19	14	6	27	17	35	28	24	7	10	6	11QCC	7	7	10	5 CK	8	8	12	4 CC
29	29	32	34	27	48	60	55	53	13	15	13	16	9	14	5	18 KK	8	8	5	11 C	10	7	7	10 CC
30	13	13	9	17 C	53	73	50	76	75	76	36	115	11	8	7	12 CK	48	47	53	42	4	8	5	7 CC
31	6	8	4	10 CC	23	38	32	29					5	14	13	7 CC					15	13	6	21
	12.3				17.5				27.1				18.5				10.7				12.9			
		12.8				17.7				28.3				20.3				12.5				14.8		
			12.6				17.6				27.6				19.4				11.6				13.8	

ANNUAL MEAN N 16.68 S 17.72 M 17.19

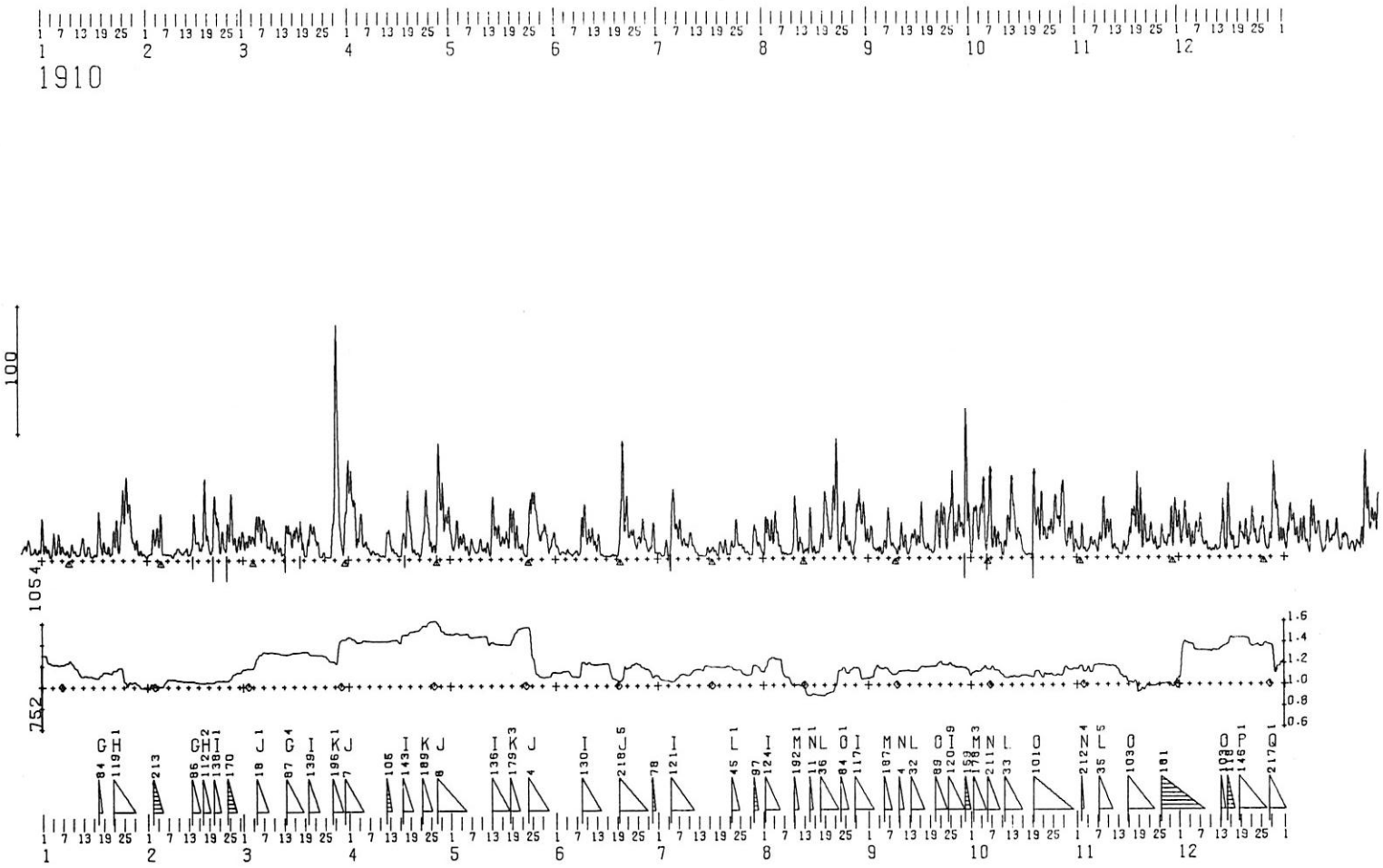
1910
100
1054
252
1.6
1.4
1.2
1.0
0.8
0.6

	JAN.				FEB.				MAR.				APR.				MAY				JUNE			
	N	S	M		N	S	M		N	S	M		N	S	M		N	S	M		N	S	M	
1	19	14	22	12 K	5	7	6	6 CC	12	13	12	14 K	43	71	60	55	13	14	20	7 KK	7	12	10	9 CK
2	7	9	7	9 CC	15	16	5	25 K	13	18	12	20	41	49	45	45	16	19	11	24	5	5	3	7QCC
3	4	2	3	4 CC	20	20	15	26	12	20	13	19	11	14	10	16 K	21	16	21	16	5	5	6	5 CC
4	10	19	15	14 K	23	24	12	34	24	19	15	28	31	30	25	36	18	14	11	21	5	7	8	5 CC
5	12	14	5	22 KK	8	6	9	5 CK	25	32	26	31	13	10	10	13 C	11	9	10	10 CK	4	3	4	3 CC
6	8	9	7	11 CK	5	5	5	6QCC	26	22	16	32	11	9	12	9 CC	7	5	6	6QCC	6	4	5	6 CC
7	5	8	7	5 CC	4	5	4	6QCC	20	27	24	22	6	5	5	6QCC	12	13	16	9 CC	5	5	7	3 CC
8	4	9	8	4QCC	4	3	2	5QCC	7	12	12	8QC	4	5	6	3 CC	5	5	6	5QCC	26	14	7	33
9	7	11	4	14 CC	7	8	6	10 CC	13	16	17	12 K	4	6	6	4 CC	12	11	8	16 KC	30	32	30	32
10	5	9	6	8 CC	7	7	8	6 CC	12	9	6	16 KK	3	3	3	3QCC	7	8	9	6 CC	19	16	12	24
11	2	5	4	4QCC	6	5	4	7 CC	9	8	7	11 CK	5	3	3	4QCK	12	7	9	11 CC	19	19	13	25
12	9	16	8	17 KK	4	10	8	6QCC	5	4	4	6QCC	25	22	22	24	6	6	8	3QC	11	13	11	13 C
13	8	6	11	3 CC	7	5	5	8 CK	13	20	10	24	11	11	13	9 CK	36	36	34	37	10	16	11	16 KK
14	7	12	7	11 CC	22	26	14	34	26	24	28	21	4	6	5	6 CC	22	20	26	16	3	4	3	4 CC
15	2	3	3	3QCC	10	18	13	15	18	15	11	22	4	3	4	3QCC	22	15	27	10	3	2	2	3QCC
16	3	5	4	4QCC	8	10	8	9 CC	21	24	21	24	9	8	3	15 KK	12	18	19	12	2	2	2	2QCC
17	25	21	9	37	43	30	12	61	25	20	14	32	19	12	20	11	18	14	18	15 K	4	3	3	5 CC
18	6	10	11	6 C	19	18	19	19	7	12	9	10 KK	41	44	48	37	22	27	10	40	3	3	2	4QCC
19	10	10	14	6 KC	6	7	7	6QCK	10	4	3	11 KK	13	15	22	5	27	31	32	25	10	5	3	12 C
20	4	12	8	8 CC	32	33	14	51	20	21	12	29	5	7	8	4 CC	16	19	12	23	84	52	45	90
21	9	9	5	13 KK	22	37	28	31	24	24	21	28	2	6	6	2QCC	8	10	10	7QCK	32	30	22	40
22	29	19	17	31	13	11	7	18 K	16	15	15	15	12	11	5	18 K	11	5	12	4QCC	22	22	26	18
23	11	10	10	11 C	13	11	15	9 CK	3	6	6	3 CC	40	46	31	55	7	5	2	10 CK	19	24	23	19
24	43	42	29	56	13	22	12	23	5	4	2	7QCC	13	27	30	11	27	45	37	35	10	13	15	8 K
25	40	55	29	66	29	44	26	47	2	2	2	2QCC	15	7	12	9 KK	49	52	48	53	16	15	16	16
26	38	44	37	45	16	14	12	18	3	3	2	3QCK	12	10	9	14 K	23	39	37	25	22	26	20	27
27	17	17	19	15	12	12	7	18 KK	33	38	29	42	60	76	76	61	15	17	16	17	14	13	17	11
28	13	12	9	16 KK	17	14	8	23	132	144	164	112	40	47	39	48	24	24	22	26	10	5	5	10 CC
29	8	4	5	7 CC					22	21	28	15	25	36	28	32	12	19	19	11	22	19	12	29
30	5	4	4	6 CC					17	15	6	26	30	36	36	30	12	8	9	11 CK	5	5	5	5QCK
31	3	3	4	2QCC					57	53	37	74					19	17	18	19				
	12.0				13.9				20.3				18.3				16.8				14.5			
		13.7				15.3				21.5				21.2				17.7				13.1		
			12.8				14.6				20.9				19.8				17.2				13.7	

	JULY				AUG.				SEP.				OCT.				NOV.				DEC.			
	N	S	M		N	S	M		N	S	M		N	S	M		N	S	M		N	S	M	
1	4	5	6	3QCC	21	17	4	34	18	21	13	26	18	17	4	31	8	7	8	7 CK	21	18	25	14
2	4	2	2	4 CC	21	24	31	14	10	8	11	7 CK	31	39	40	31	10	22	24	9 K	32	37	25	44
3	9	10	12	8 CC	16	26	25	17	8	7	7	8QCC	33	20	14	39	3	9	8	4 CC	26	18	19	26
4	9	6	2	13 C	18	33	26	25	5	7	5	8QCC	64	39	38	64	8	13	7	13 KC	18	12	13	17
5	50	44	47	47	19	14	22	11	11	8	4	15 CC	12	11	11	13 K	11	12	11	12 CK	16	17	10	23
6	23	26	23	25	6	5	5	5QCC	23	20	7	35	53	54	35	73	8	12	13	7QCK	19	24	23	19
7	23	24	29	18	4	4	4	4QCC	18	17	25	9	15	14	10	19	10	18	14	14 K	20	29	32	17
8	12	14	11	16 C	4	3	3	4QCC	9	10	12	7 CC	22	13	16	19	34	33	19	48	11	12	10	12 CK
9	12	10	13	9 C	7	6	3	10 C	9	3	5	8 CC	9	15	11	13QKK	24	21	15	31	7	7	8	7 CC
10	21	15	17	19	44	37	50	32	18	16	6	28 K	10	5	3	12 KK	25	25	19	30	6	6	5	7QCC
11	8	12	11	8 CK	11	11	5	18 K	16	11	9	18 K	19	23	8	34	7	12	8	11 C	6	8	5	10QCC
12	2	6	5	3QCC	6	9	12	3 CK	6	3	6	4QCK	39	37	24	51	5	8	7	7QCC	5	7	6	7QCK
13	2	3	2	3QCC	11	5	8	8 CC	12	14	9	18 KK	42	40	49	33	2	4	4	3QCC	30	26	20	37
14	2	2	2	2QCC	29	15	4	40	18	18	17	19	20	21	17	24	9	9	6	12QCC	13	11	19	5 K
15	6	6	4	9 CC	9	7	8	8 C	11	18	12	17	11	20	20	11	6	8	5	10 CK	34	48	45	37
16	5	7	5	7 CC	6	4	6	5QCC	23	34	23	33	4	6	6	4QCC	21	24	22	24	18	14	16	17
17	9	7	10	7 CC	9	8	4	12 CK	8	12	12	8 C	3	3	2	3QCC	42	31	35	38	7	6	5	8QCC
18	4	3	4	3 CC	29	21	17	32	6	10	8	9QCC	2	3	4	2QC	52	44	29	68	20	14	8	26
19	14	9	13	10 CC	33	50	50	34	5	6	7	4QCC	39	48	47	41	34	33	18	48	18	17	19	17
20	10	10	4	16 CC	20	19	23	16	14	13	6	21 K	31	34	25	40	18	22	8	32	18	26	19	25
21	4	3	4	4 CC	37	44	23	58	24	27	38	13	31	35	13	53	19	13	17	15	14	12	9	17 K
22	9	8	3	15 KC	51	77	63	66	29	33	34	28	22	18	18	23	19	23	14	28	36	29	30	35
23	16	12	10	19	12	7	5	14 C	18	33	39	12	22	17	17	23	11	14	13	12 C	15	15	19	11
24	19	16	26	10	40	34	28	46	15	27	12	30	22	26	21	26	8	8	10	7QCC	17	17	12	22
25	12	9	11	10 CC	9	17	14	12 K	54	43	46	52	41	34	24	50	16	13	8	21 K	25	29	25	29
26	7	7	10	4 CC	7	14	12	9QCC	20	20	16	24	42	24	33	33	16	14	18	13	8	9	12	6QC
27	6	3	6	4QCC	8	6	4	10 KK	30	33	26	37	45	38	31	51	12	14	8	17 KK	10	17	8	20 K
28	5	2	3	5 CK	28	37	29	36	21	27	28	19	35	27	50	12	24	32	16	40	51	48	23	76
29	23	23	24	23	43	44	55	32	79	66	33	112	20	18	14	24	32	30	15	47	43	37	40	40
30	13	10	12	12 CK	33	37	33	37	24	28	35	17	21	19	20	21	24	30	23	30	23	19	21	21
31	6	6	8	5 CC	15	18	16	18					7	12	7	12QCK					19	14	12	22
	11.3				19.5				18.7				25.3				17.3				19.5			
		10.4				21.0				19.8				23.6				18.5				19.5		
			10.8				20.2				19.2				24.4				17.9				19.5	

ANNUAL MEAN N 17.28 S 17.93 M 17.59

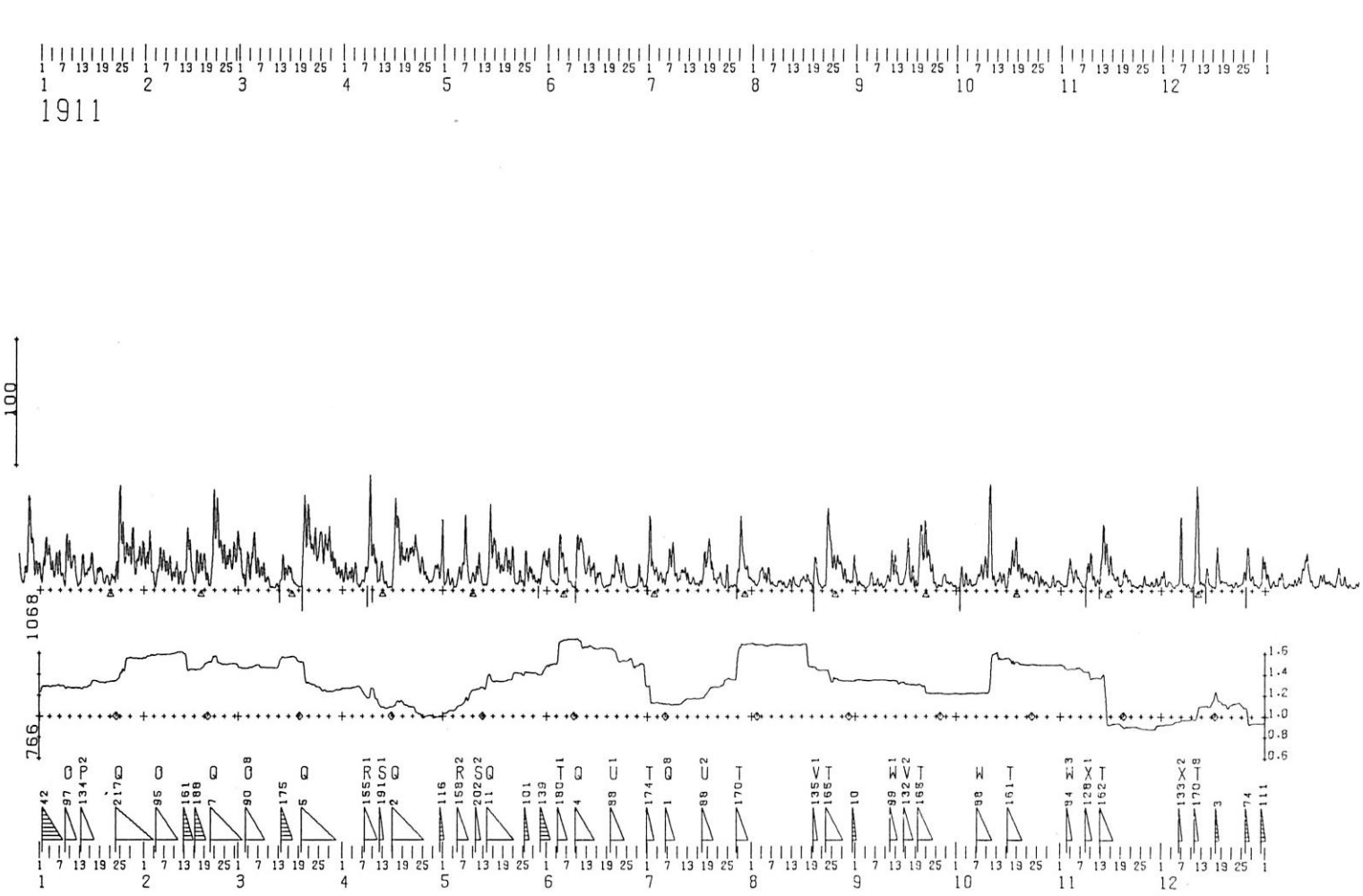
1911
100
1068
766
1.6
1.4
1.2
1.0
0.8
0.6

	JAN.				FEB.				MAR.				APR.				MAY				JUNE			
	N	S	M		N	S	M		N	S	M		N	S	M		N	S	M		N	S	M	
1	13	14	9	18 K	27	19	21	26	30	29	32	26	15	13	7	21 K	9	5	8	6QC	18	32	26	24
2	30	32	20	42	38	33	31	40	9	12	12	9 C	10	10	9	10 C	9	16	16	9 KC	9	8	9	8 CK
3	35	27	31	31	14	13	14	13	16	25	13	28	20	14	16	18 K	6	9	6	9 CC	5	6	7	5QCC
4	19	19	17	21	8	7	2	12 CK	18	14	11	22	18	14	10	23	2	3	3	2QCC	27	22	6	43
5	25	14	11	28	27	28	21	34	45	31	30	46	2	6	5	3QCK	13	14	9	18 KC	28	30	27	31
6	24	20	12	32	24	24	16	32	23	16	13	27	6	7	4	8 CC	19	13	11	20	12	18	13	17
7	10	13	11	12QC	23	16	16	24	15	14	10	20	10	15	7	18 KK	34	47	23	58	9	9	10	8 CK
8	29	15	5	38	20	20	15	25	12	16	15	14	24	32	16	40	17	13	23	8	4	5	6	4 CC
9	27	31	23	35	11	12	8	15 C	9	10	7	11 CC	62	49	84	28	10	8	6	12 CC	17	11	2	26
10	22	22	18	26	16	19	17	18	5	3	5	3QCC	29	29	32	26	11	10	11	11 CK	33	41	35	39
11	17	20	26	11	10	10	5	15QKK	2	2	2	2QCC	12	10	15	7 K	26	19	15	30	33	37	40	30
12	5	4	3	6QCC	9	6	7	9QCK	3	5	5	3QCC	16	21	15	22 K	6	10	12	4 CK	13	18	18	13
13	21	22	14	29	31	27	15	44	6	10	7	10 CK	8	7	8	7QCK	5	5	6	4QCC	19	23	22	20
14	12	14	11	15 C	36	30	32	35	21	17	27	11	2	2	2	2QCC	27	24	10	41	17	21	19	20
15	21	14	17	19	11	11	15	6QC	21	14	14	20	5	3	3	5QCK	47	34	53	29	13	11	12	12 K
16	24	23	30	18	22	19	9	33	13	14	14	14	53	47	27	74	36	31	37	30	11	14	12	14 CC
17	6	6	5	7QCK	23	22	15	30	7	7	8	6QCC	48	54	59	42	20	24	20	25	5	6	8	4QCC
18	18	18	18	19	27	18	16	30	4	3	4	3QCC	24	32	26	29	11	24	20	16	4	3	3	4QCC
19	10	15	18	8 KK	20	8	15	14Q	4	3	3	4 C	32	24	27	28	28	29	23	34	4	5	4	4QCC
20	7	10	6	12QCC	7	4	4	8QCK	61	54	47	68	27	31	32	27	15	24	15	24	11	11	11	11 CK
21	5	8	10	4QCC	59	46	25	81	56	47	37	66	33	31	29	35	24	27	19	32	23	22	19	26
22	12	11	13	10 CC	56	57	41	72	39	38	45	32	28	41	30	39	9	7	11	6QCK	14	19	21	12
23	14	15	8	21	44	28	34	39	47	36	33	50	25	26	30	21	11	10	5	16 KK	14	16	10	21 K
24	46	52	19	79	37	28	28	37	26	26	23	28	14	29	19	24	7	7	7	8QCK	6	7	9	4 CK
25	48	39	42	45	20	22	17	25	46	43	47	42	12	15	12	15 K	23	13	4	32	3	3	3	3QCC
26	36	23	21	38	21	32	30	22	35	31	21	45	7	10	10	8QCK	18	12	13	17	4	2	2	4 CC
27	25	37	27	35	32	24	19	37	37	37	32	41	7	8	7	7 CC	10	16	18	9 K	4	3	3	4 CC
28	37	37	24	50	37	33	23	47	37	26	37	27	18	17	16	20	12	8	12	7 CC	12	15	13	15 K
29	20	15	13	24					19	24	18	26	12	19	21	10	8	6	6	8 CC	6	7	11	3 CK
30	24	31	23	32					17	14	12	20	36	40	21	56	20	18	12	26	7	5	4	9 CK
31	37	22	21	37					14	12	10	17 KK					24	28	31	21				
	21.9				25.4				22.5				20.5				16.7				12.8			
		20.7				21.9				20.5				21.9				16.5				14.4		
			21.3				23.7				21.5				21.1				16.6				13.6	

	JULY				AUG.				SEP.				OCT.				NOV.				DEC.			
	N	S	M		N	S	M		N	S	M		N	S	M		N	S	M		N	S	M	
1	49	31	24	56	7	7	7	7 CK	11	6	12	5 CK	3	2	2	3QCC	4	5	5	4QCC	11	15	10	16 KK
2	19	21	24	17	6	4	4	6 CC	5	6	6	5QCC	8	17	12	13 KK	2	5	4	4 CC	4	4	4	5QCC
3	12	19	17	15	16	12	12	16 K	3	3	4	2QCC	10	8	3	15 CK	21	19	16	25	5	9	7	7 CC
4	12	12	9	14 CC	15	14	18	11	3	3	2	4 CC	5	6	4	7 CC	12	10	17	6 C	3	3	4	2 CC
5	9	7	8	9 CC	17	10	10	17 KK	11	13	9	15 KC	7	4	8	4QCC	13	16	17	12 K	4	6	5	5 CC
6	14	7	6	16 CK	8	7	10	6 CK	3	6	4	6 CC	5	5	5	5 CC	9	9	11	7 CC	32	36	9	59
7	20	31	21	30	5	5	5	4QCC	5	8	9	5 CC	11	11	11	11 CC	2	4	4	3QCC	5	8	8	6 C
8	26	33	32	27	5	5	4	7QCC	6	4	5	5 CC	14	17	18	13	11	12	3	19 KK	5	5	4	6 CC
9	10	11	11	10 K	7	8	7	8 CC	3	4	3	4 CC	22	23	20	25	22	22	15	29	3	2	3	2QCC
10	12	12	10	15 KK	5	6	6	4QCC	9	10	9	11 CC	35	47	10	72	14	13	14	12 K	4	7	4	7 C
11	13	17	15	16	5	3	3	6QCC	24	17	9	33	44	21	57	8	5	6	4	8 CC	81	59	63	76
12	16	11	15	12 KK	2	10	10	2 CC	22	19	12	29	8	7	10	5 CC	12	10	6	17 K	13	6	12	8 K
13	8	6	9	5QCC	14	2	12	5 CC	9	11	13	8 CK	12	10	8	14 CC	41	37	27	51	3	7	5	4 CC
14	7	10	9	9QCC	4	3	5	3 CC	4	5	4	5QCC	12	8	9	10 CC	23	35	27	31	9	17	12	14 KC
15	5	7	6	6QCC	7	6	4	9 CC	14	9	8	15 CK	8	4	10	2QCC	26	14	12	28	4	5	5	5 CC
16	5	7	3	9QCC	12	7	11	9 CC	26	34	26	34	10	15	9	17 KK	9	14	12	11 C	2	3	4	2 CK
17	18	20	9	30	10	10	8	13 KK	15	12	9	19	23	24	21	26	11	10	9	12 CC	22	20	17	25 K
18	20	22	19	23	8	5	7	6 CK	5	8	5	8 CK	33	34	26	41	4	4	4	4 CC	10	8	10	8 CK
19	35	30	42	22	13	16	2	27	15	10	4	20 K	17	17	15	20	8	13	5	16 KC	4	10	7	7 CC
20	14	14	19	9	13	14	20	8 K	49	44	53	40	11	15	9	17 K	7	16	10	13 CK	5	7	8	4 CC
21	10	8	8	10 CC	4	4	6	3 CC	37	44	27	53	14	13	14	13 CK	7	9	10	7 CC	5	6	5	6QCC
22	13	9	10	12 CC	3	4	3	4 CK	30	28	31	28	12	10	8	14 CC	4	5	4	5QCC	4	4	3	5QCC
23	6	3	5	4 CC	48	43	26	66	18	18	15	21	5	10	10	6QCK	2	3	4	2QCC	5	7	7	4QCC
24	14	10	3	20 KK	31	38	40	30	5	6	6	5 CK	12	16	15	14 K	3	5	4	5QCC	5	5	4	6 CC
25	4	3	2	5 CK	20	24	22	23	3	4	2	5QCC	12	7	8	10 CC	4	8	3	9 CC	10	14	8	16 KK
26	4	4	3	5QCC	23	24	23	24	5	7	4	7QCC	5	9	6	9 CC	6	6	7	5 CC	21	30	17	34
27	12	6	4	14 CK	25	18	25	19	10	13	13	9 CC	4	7	7	5 CC	4	4	4	4 CC	11	9	12	9 C
28	47	30	18	60	16	11	9	18 KK	6	6	8	5 CC	4	3	4	3QCC	4	7	7	4 CC	10	7	11	6 CC
29	25	29	31	22	6	8	6	8QCK	5	6	7	4 CC	7	10	4	13 CC	5	9	5	9 CC	2	5	4	3 CC
30	21	17	19	20	7	8	7	7 CK	3	4	4	3 CC	6	5	3	8 CC	4	10	4	10 CC	6	6	4	8 CK
31	10	9	10	9 CK	19	19	19	19					7	7	8	7 CC					26	23	25	23
	15.8				12.4				12.1				12.4				10.0				10.7			
		14.8				11.5				12.3				12.7				11.3				11.3		
			15.3				11.9				12.2				12.5				10.7				11.0	

ANNUAL MEAN N 16.08 S 15.82 M 15.93

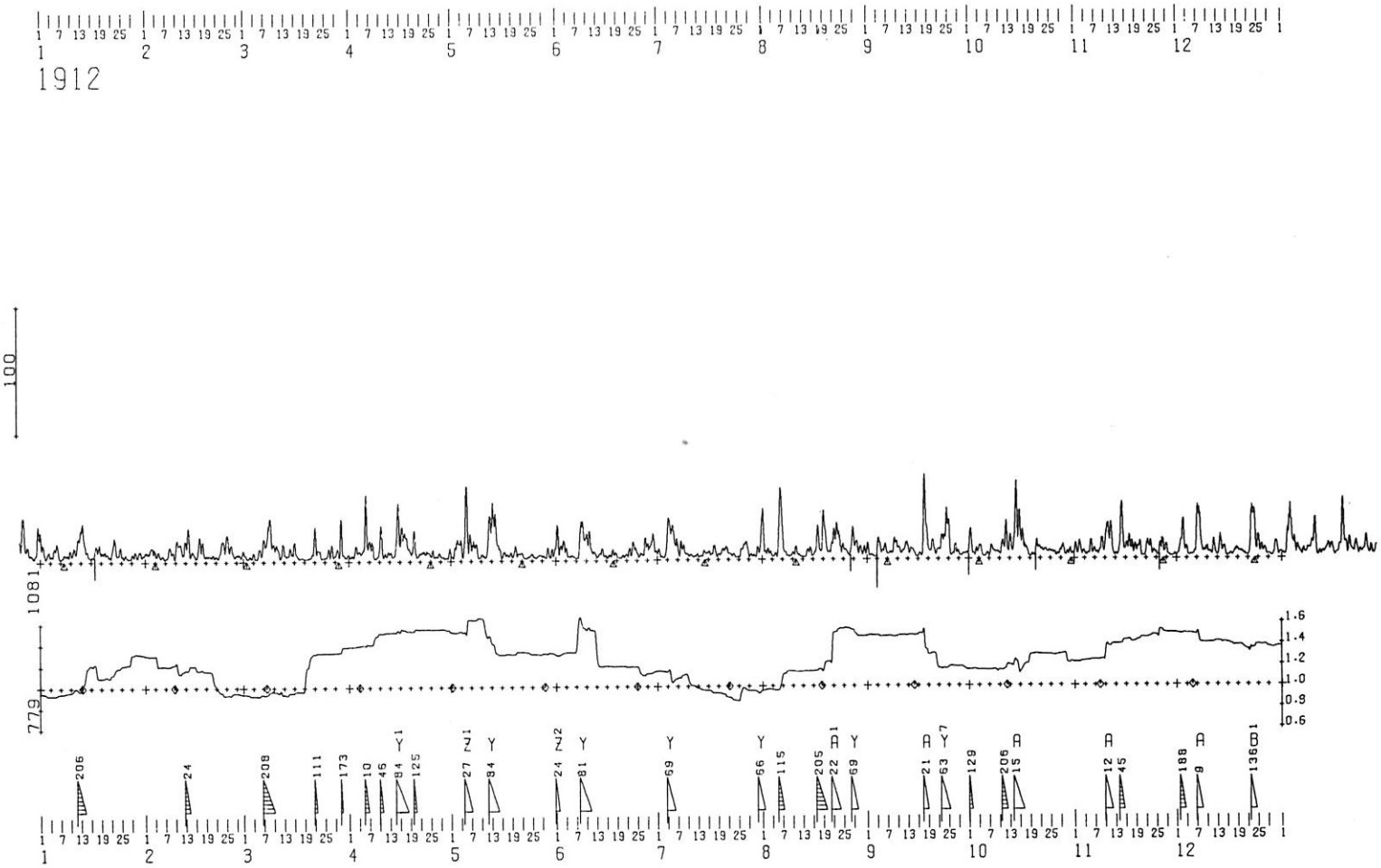
1912
100
1081
279
1.6
1.4
1.2
1.0
0.9
0.6
206
24
208
111
173
10
45
84
125
27
84
24
81
69
66
115
205
22
69
21
63
129
206
15
12
45
188
9
136
1 2 3 4 5 6 7 8 9 10 11 12

	JAN.				FEB.				MAR.				APR.				MAY				JUNE			
	N	S	M		N	S	M		N	S	M		N	S	M		N	S	M		N	S	M	
1	7	14	9	12 CC	6	7	6	7 CC	5	4	5	4 CK	4	4	4	4QCC	4	2	4	3QCC	18	16	29	6
2	4	5	5	4QCC	10	10	8	12 CC	3	3	2	4 CC	7	6	3	10 CC	12	15	12	16 KK	11	10	11	10 CK
3	3	9	7	4 CC	6	8	6	8 CC	5	3	3	6 CC	9	7	8	8 CC	16	14	13	17 K	14	15	10	16 9 KC
4	6	6	4	8 CC	6	7	4	9 CC	4	2	4	2QCC	7	6	7	7 CC	9	4	5	9 C	6	3	6	4 CC
5	12	12	9	15 CC	3	5	4	3QCC	6	9	4	10 CC	35	24	9	50	30	46	45	32	4	3	3	5QCC
6	5	5	7	2 CC	2	4	4	2QCC	9	9	4	14 CK	15	14	14	16	12	17	12	17	3	2	3	2QCC
7	5	4	4	5 CC	6	5	4	7 CC	18	10	13	14	12	14	13	13 KK	10	15	13	12 K	6	3	2	7 CK
8	5	5	5	5 CC	7	11	11	6 CC	34	28	28	34	4	2	4	2QCC	9	12	13	8 CC	25	31	26	31
9	7	7	4	10 CC	5	6	7	3 CC	15	12	13	14 C	6	5	3	7 CK	2	3	2	4 CC	18	17	18	18
10	6	10	4	12 CC	13	16	17	13 K	11	12	8	14 CC	12	23	28	6 K	6	3	5	4 CC	20	18	15	24
11	11	8	6	13 CK	10	12	14	8 CC	5	6	9	2 CC	5	4	4	5QCC	8	5	3	10 CK	9	6	10	6 CK
12	23	19	17	25	10	12	6	17 KK	6	13	6	13 KK	5	6	6	5 CC	29	29	35	22	6	5	7	5 CC
13	22	21	25	19	20	18	14	24	4	5	5	4 CK	6	5	8	4 CC	38	36	46	28	5	3	2	6 CC
14	10	8	10	9 CK	6	6	3	9 CK	7	9	5	11 CC	8	10	4	14 C	22	15	26	12	8	7	5	10 CC
15	3	4	4	3QCC	4	6	6	4QCC	9	10	6	14 KK	23	34	41	16	7	8	10	5 CC	5	2	4	4QCC
16	4	4	4	4QCC	8	8	4	12 CK	4	8	7	4 CK	24	19	27	17	5	6	4	8QCC	4	3	2	5 CC
17	7	13	12	8 CC	21	8	15	14 K	2	3	3	3QCC	19	23	23	19	5	4	4	6 CC	6	6	3	9 CC
18	7	13	12	8 CC	6	5	7	4 CC	2	3	4	2QCC	9	10	11	9 CK	8	3	4	7 CC	5	5	4	6 CC
19	6	9	8	8 CC	5	4	4	5 CC	2	2	2	2QCC	9	8	5	12 CK	5	5	3	7 CC	2	2	2	2QCC
20	5	6	5	7 CC	5	3	4	5QCC	3	4	4	4 CC	14	11	20	5 KK	10	4	9	5 CC	4	3	2	5QCC
21	2	4	4	3 CC	4	4	4	5QCC	11	10	6	14 KK	5	6	4	7QCC	7	5	5	6 CC	5	3	3	5 CC
22	14	15	10	19 K	5	3	3	5 CC	15	11	17	10 KK	6	7	6	8 CC	4	3	5	2QCC	9	4	3	10 CC
23	5	7	7	5 CK	10	15	8	17 CC	5	7	8	4 CC	6	7	5	8 CC	4	2	2	4QCC	12	7	4	15 CC
24	6	10	7	9 CC	16	9	12	14 K	3	3	3	3QCC	5	6	7	5 CC	6	3	3	6 CC	7	9	8	8 CC
25	5	3	5	4 CC	9	19	21	7	5	5	3	7 CC	5	7	3	8 CC	4	2	4	3 CC	5	3	5	3 CC
26	4	3	4	3QCC	17	3	13	8 CC	12	7	9	10 CC	4	3	4	4 CC	3	3	2	4QCC	6	3	5	4 CK
27	2	3	3	3QCC	4	6	4	6 CC	6	4	6	5 CC	4	6	5	5 CC	5	3	4	5 CC	11	18	17	12 K
28	7	6	6	8 CC	6	5	5	6 CC	6	10	7	9 CC	3	3	3	4QCC	4	2	4	3 CC	10	9	8	11 CK
29	5	4	5	4 CC	6	6	3	9 CC	15	22	4	33 K	2	3	2	3 CC	8	6	4	9 CC	17	17	15	20 K
30	5	8	7	6 CC					4	5	5	4 CK	6	7	6	7 CC	7	5	3	9 CC	5	8	6	6 CK
31	5	6	5	6 CC					4	5	3	5 CC					8	5	4	10 CK				
	7.0				8.1				7.6				9.3				9.9				8.9			
		8.2				7.9				7.9				9.7				9.3				7.9		
			7.6				8.0				7.7				9.4				9.6				8.4	

	JULY				AUG.				SEP.				OCT.				NOV.				DEC.			
	N	S	M		N	S	M		N	S	M		N	S	M		N	S	M		N	S	M	
1	7	6	8	4 CC	17	12	22	7 K	7	7	10	4 CC	11	24	22	13 K	6	11	13	4 CC	4	8	4	8 CC
2	3	3	3	2 CC	5	8	5	8 CC	3	3	4	3QCC	2	5	5	3QCC	10	11	13	8 CC	24	20	14	30
3	13	8	4	17 KK	6	5	7	4 CC	6	4	2	7 CC	10	7	10	8 CC	2	9	5	6QCC	12	9	12	10 C
4	26	30	30	25	2	6	2	6QCC	11	16	17	10 KK	6	10	11	5 CC	4	6	4	5 CC	2	3	3	2QCC
5	22	27	26	23	16	6	2	20 K	6	8	8	6 CC	2	2	2	2QCC	10	9	4	15 KC	3	4	4	4QCC
6	9	15	12	12 KK	44	41	55	30	8	9	12	5 CC	4	6	5	4 CC	8	6	5	9 CC	11	13	6	18 K
7	8	8	5	11 CC	7	7	9	6 CK	4	6	4	6 CC	5	10	5	11 CC	4	6	4	5 CC	41	32	37	36
8	12	9	8	12 CC	3	4	3	4QCC	9	10	6	14 KK	6	7	7	6 CC	12	9	7	15 KC	6	9	10	5 C
9	4	6	5	5 CC	4	3	4	4 CC	9	14	15	9 KK	6	5	6	5 CC	10	10	10	10 C	8	9	7	9 CC
10	5	3	3	5QCC	10	5	5	11 CC	5	10	10	5 CC	6	10	4	13 CC	23	25	21	28	5	5	6	5 CC
11	4	2	4	3QCC	5	4	5	4 CC	7	8	8	7 CC	24	15	11	29	20	22	21	22	8	10	4	14 CC
12	5	3	3	5QCC	3	2	2	3QCC	13	10	13	11 CC	15	7	11	13 K	4	5	6	3QCK	5	5	7	3 CC
13	4	2	2	4 CC	3	2	2	3QCC	7	7	5	9 CC	10	10	14	7 CK	5	3	4	5 CC	10	15	5	20 KK
14	7	3	3	8 CC	7	7	9	6 CC	5	8	8	5 CC	43	36	18	61	23	35	14	45	8	8	6	10 CK
15	6	5	5	6QCC	9	3	9	4 CC	3	2	3	2QCC	27	28	17	38	13	11	16	8 K	4	4	6	2 CC
16	6	6	8	4 CC	7	5	4	8 CK	3	5	5	3QCC	21	16	18	19	18	10	13	15 K	3	4	3	4 CC
17	6	10	5	11 CC	16	20	27	9 K	49	24	7	66	12	10	13	8 CK	13	11	10	15 CK	4	3	3	4 CC
18	7	2	6	3 CC	16	20	7	30	19	19	26	13	5	4	6	2QCC	9	8	5	12 CC	5	11	8	8 CC
19	6	3	5	5 CC	19	24	28	15	6	8	6	8 CC	2	4	2	4QCC	6	10	7	9 CC	3	8	6	6 CC
20	10	7	9	8 CC	5	8	6	7 CC	14	9	15	8 CC	7	9	3	14 CC	8	8	14	2 CC	5	4	5	4QCC
21	9	8	12	6 CC	11	12	11	12 CK	5	8	4	9 CC	8	11	9	10 CC	4	3	3	4QCC	2	3	3	3QCC
22	4	5	5	4 CC	28	21	22	27	11	15	7	19 KK	6	9	9	6 CC	10	13	13	10 CC	19	14	4	29
23	4	5	4	4 CC	15	24	20	20	14	17	15	17	5	9	8	6 CC	8	10	15	4 CC	38	36	37	37
24	3	2	2	3QCC	7	10	5	13 CK	49	21	40	30	5	7	6	7 CC	5	7	8	5 CC	15	11	10	17 K
25	6	5	2	9 CC	7	7	8	7 CC	7	5	9	3 CK	5	6	6	5 CC	4	4	3	5 CC	13	7	10	9 CK
26	13	8	10	12 CC	5	5	4	5QCC	9	8	6	11 KC	5	4	6	3 CC	12	16	13	16 K	8	7	7	9 CC
27	15	7	15	8 CC	15	19	12	22 K	5	7	5	7QCC	6	6	4	7 CC	8	9	6	12 CK	5	4	5	3 CC
28	4	3	3	4 CC	12	14	11	15 CK	2	3	3	3QCC	5	13	10	8 CC	3	5	5	3 CC	3	3	3	2QCC
29	4	3	3	4 CC	9	8	6	11 CC	4	6	5	5 CC	5	4	4	6 CC	2	2	2	2QCC	4	6	3	7 CC
30	6	8	4	10 CC	8	5	7	6 CC	5	7	6	6 CK	4	9	4	9 CC	3	3	4	3QCC	9	10	13	7 CC
31	19	20	9	31	8	7	7	8 CC					3	5	4	4QCC					4	6	5	5 CC
	8.2				10.6				10.2				9.1				8.9				9.3			
		7.5				10.5				9.4				10.0				9.9				9.4		
			7.8				10.5				9.8				9.5				9.4				9.4	

ANNUAL MEAN N 8.93 S 8.96 M 8.91

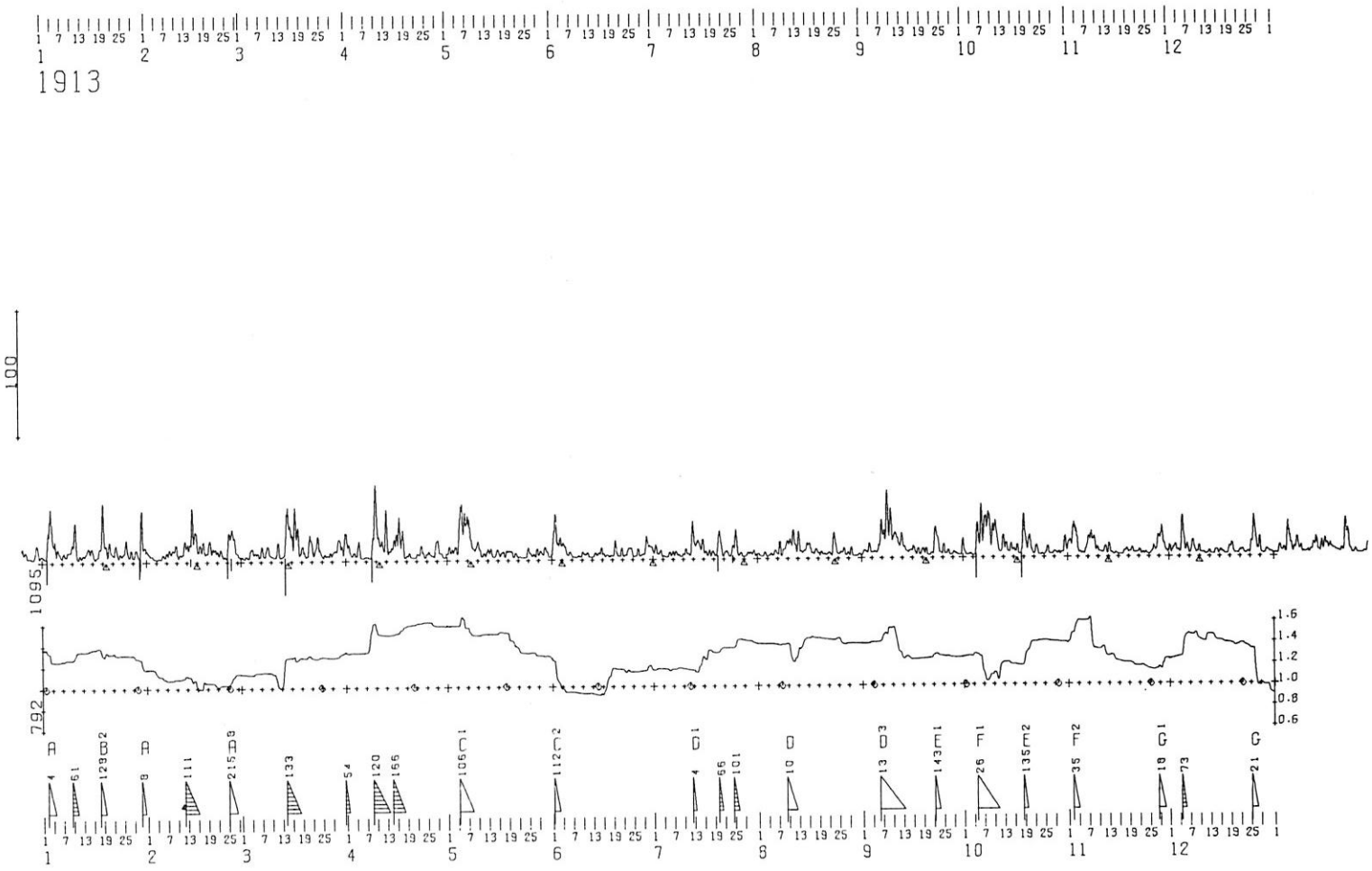
1913
100
1095
792
1.6
1.4
1.2
1.0
0.8
0.6
A
B
A
A
C
C
D
D
D
E
F
E
F
G
G

	JAN.				FEB.				MAR.				APR.				MAY				JUNE			
	N	S		M	N	S		M	N	S		M	N	S		M	N	S		M	N	S		M
1	2	5	4	4QCC	7	7	8	6 CC	2	4	4	2QCC	16	12	14	14	7	9	7	9 CC	26	17	16	27
2	10	21	8	24	4	5	5	5 CC	4	4	4	4QCC	5	6	7	4 CC	5	10	9	6 CC	25	15	27	14
3	30	34	34	29	2	2	2	2QCC	6	6	2	10 CC	6	7	7	6 CC	5	12	11	6 CC	12	15	16	11 K
4	11	16	13	14 K	2	3	2	4QCC	6	10	11	5 CC	9	8	3	14 KC	18	29	13	33	11	14	15	10 CC
5	4	11	8	8 CC	5	3	2	7 CC	7	7	6	8 CC	6	3	7	2 CC	27	44	45	26	6	4	7	4 CC
6	4	6	6	4 CC	6	5	4	7 CC	4	5	3	6 CC	4	3	2	4QCC	28	33	30	31	5	6	7	4 CC
7	5	7	8	5QCC	7	8	4	11 CC	8	7	11	4 CC	2	3	4	2 CC	23	28	33	18	2	3	2	3QCC
8	4	9	5	8 CC	6	10	6	10 CC	9	10	6	13 CC	9	5	2	12 CK	10	10	11	9 CC	3	3	2	4QCC
9	9	13	8	14 CC	10	13	9	13 KC	5	6	7	4 CC	41	39	20	61	11	12	9	13 CC	5	2	3	4 CC
10	23	23	15	31	6	5	4	7 CC	3	4	4	3QCC	22	17	24	16	8	10	11	8 CC	6	3	6	4 CC
11	3	3	4	3 CK	4	6	4	6 CC	9	7	4	12 KC	14	13	12	14 CC	5	5	3	6 CC	4	6	5	6QCC
12	5	5	5	5QCC	14	16	17	13 K	6	5	8	4 CC	22	21	7	36	6	4	3	8 CC	3	2	2	3QCC
13	5	6	5	6 CC	14	11	11	14 K	4	5	4	5 CK	14	8	13	9 K	10	6	8	8 CC	5	4	3	7 CC
14	8	12	10	11 CC	19	31	26	24	31	33	21	43	9	8	8	10 CC	4	3	5	2QCC	6	3	4	5 CC
15	8	12	10	10 CC	24	19	23	21	25	21	27	19	17	19	18	18	8	6	4	10 CC	9	6	5	10 CC
16	3	3	3	3QCC	13	8	8	14 CK	29	23	16	36	23	24	12	35	6	3	5	4 CC	4	4	5	3 CC
17	8	6	5	10 CC	11	11	7	15 KK	26	22	21	27	17	17	10	25	5	8	7	6 CC	4	4	5	3 CC
18	35	20	10	44	7	7	8	6 CK	5	7	4	7 CK	5	2	4	3 CK	6	6	5	6 CC	4	3	3	4 CC
19	19	14	19	14	13	15	11	18 K	12	8	13	7 CC	7	4	4	7 CC	8	7	8	7 CC	12	7	3	16 CC
20	14	7	4	17 CC	6	9	6	10 CC	4	4	4	5 CK	2	3	3	2QCC	5	3	5	3QCC	5	3	5	4 CC
21	5	8	8	6 CC	9	8	11	7 CC	18	16	17	17 K	3	3	3	3QCC	5	5	6	3QCC	10	3	3	10 CC
22	7	11	5	14 CC	9	5	6	8 CC	7	5	7	5 CC	6	4	6	5QCC	3	3	4	2QCC	5	2	3	5 CC
23	6	6	7	5 CC	4	5	7	3QCC	16	15	11	19 K	12	8	12	8 CC	2	2	2	2QCC	8	8	6	10 CC
24	7	5	6	7QCC	2	4	4	2QCK	9	6	10	5 CK	5	4	2	6 CC	4	7	3	9 CC	8	8	9	6 CC
25	11	14	7	19 KC	19	20	22	18	5	4	3	5 CC	5	5	5	6 CC	7	5	6	6 CC	3	3	2	4 CC
26	4	7	7	4 CC	22	22	26	18	4	5	4	5QCC	4	4	4	4QCC	3	5	4	4 CC	8	6	5	8 CC
27	4	9	10	3 CC	7	12	13	6 CK	4	7	8	4QCC	9	11	4	16 CC	7	7	3	10 CC	5	3	4	5QCC
28	6	8	4	10 CC	3	4	4	4QCC	6	9	8	8 CC	12	9	15	6 CC	6	5	5	7 CC	11	5	5	11 CK
29	5	5	6	4 C					11	13	7	17 KK	4	5	5	3 CC	7	7	4	10 CC	11	14	15	11 KK
30	11	39	37	13					13	14	15	13 K	5	3	2	6 CC	4	9	7	6 CC	10	9	10	10 CC
31	10	11	12	9 CC					13	13	4	23 KK					4	2	2	4 CK				
	9.2				9.2				10.0				10.5				8.3				7.9			
		11.5				9.8				9.8				9.3				9.7				6.2		
			10.3				9.5				9.9				9.8				9.0				7.0	

	JULY				AUG.				SEP.				OCT.				NOV.				DEC.			
	N	S		M	N	S		M	N	S		M	N	S		M	N	S		M	N	S		M
1	8	10	5	13 CC	4	4	4	3QCC	4	7	5	7 CC	5	6	6	4 CC	9	16	12	12 CC	8	6	8	6 CC
2	6	3	4	5 CC	4	2	2	4 CC	5	7	6	7 CC	3	3	3	3QCC	24	21	17	29	7	10	7	10 CC
3	5	6	8	2 CC	5	3	6	2 CC	8	7	11	4 CC	4	3	4	2QCC	18	16	19	14	3	8	5	6 CC
4	2	3	4	2QCC	4	5	4	5 CC	5	6	6	6QCC	6	5	2	9 CK	3	5	4	4QCK	22	17	6	33
5	6	3	3	7 CC	4	2	3	4QCC	6	5	5	7 CC	20	18	28	10	3	4	4	3 CC	11	11	17	6 K
6	6	4	4	7 CC	5	7	8	4 CC	21	23	13	31	24	31	43	12	8	10	7	11 CC	5	10	11	4 CC
7	5	5	3	8 CC	8	10	5	13 KK	12	20	18	15	29	35	33	31	21	14	18	18	9	10	5	14 CC
8	4	3	4	4 CC	5	7	4	8 CK	34	39	50	23	33	32	32	33	16	15	16	16	4	9	8	5 CC
9	5	2	2	5QCC	12	13	10	15 CC	30	29	37	22	19	17	9	28	6	8	5	8 CC	6	7	4	9 CC
10	8	5	4	9 CC	12	14	13	13 C	18	20	17	21	23	24	26	22	3	6	5	4 CC	2	5	4	4QCC
11	5	3	4	4 CC	16	18	17	18	12	15	16	11 C	7	7	11	4 CK	5	5	4	7 CC	3	3	3	2QCC
12	18	21	8	31	11	11	11	11 K	15	15	11	20 K	13	11	6	18 KK	6	6	7	5 CC	5	4	4	5 CC
13	12	12	12	12 C	14	9	16	7 KK	9	9	10	8 CK	11	9	8	12 CK	5	8	9	4 CC	2	2	2	2QCC
14	15	12	16	12 C	5	6	4	8 CC	4	6	5	5QCC	6	5	5	6 CC	4	2	3	3QCC	4	5	2	7 CC
15	13	12	8	17 KC	8	10	8	11 CC	5	8	6	7 CC	7	11	11	7 CC	3	3	4	2QCC	4	5	5	4 CC
16	4	7	5	6 CC	12	10	13	8 CC	7	8	10	5 CC	9	6	5	10 CC	2	2	2	2QCC	3	6	6	4 CC
17	4	7	3	8QCC	4	3	4	4 CC	6	6	4	8 CC	5	3	5	4 CC	2	6	3	5 CC	2	3	3	2QCC
18	5	7	4	8 CC	6	8	9	5 CC	6	5	3	8 CC	17	22	6	32	4	9	7	5 CC	6	6	3	9 CC
19	4	3	3	4QCK	8	3	5	6 CC	8	7	6	9 CC	13	16	19	10	5	6	4	6 CC	8	10	8	11 CC
20	16	20	17	19 K	3	5	4	4QCC	3	3	4	2QCC	11	18	15	14 K	3	7	6	4 CC	2	4	3	4 CC
21	6	6	10	2 CC	4	4	4	4 CC	2	5	3	4 CC	5	5	7	3 CC	3	5	4	5 CC	4	5	4	5 CC
22	6	6	7	6 CC	3	6	6	3 CC	14	21	10	25	7	8	6	10 CC	2	7	7	2 CC	4	7	5	6 CC
23	5	3	5	2 CC	14	12	8	19 KK	12	14	17	9 K	2	3	3	2QCC	4	4	4	3 CC	2	4	3	4QCC
24	9	8	5	11 CK	8	7	10	5 CK	3	4	4	3 CC	2	4	4	2QCC	2	3	4	2 CC	2	5	4	3 CC
25	17	17	19	16 K	4	5	4	5 CC	9	7	12	4 CC	6	7	4	9 CC	2	5	3	4QCC	16	18	13	20
26	5	3	3	5 CC	5	9	6	8 CC	4	6	5	5 CC	4	4	5	4 CC	4	9	6	7 CC	17	23	27	13
27	5	3	5	3 CC	4	5	3	6 CC	3	3	2	4QCC	4	4	3	5 CC	11	14	7	18 CK	12	11	7	16 KK
28	4	2	2	4QCC	9	4	3	10 CC	5	5	6	4 CC	2	5	5	3QCC	19	21	15	26	2	3	3	3 CC
29	6	5	5	6 CC	2	2	2	2QCC	3	2	3	2QCC	3	6	5	3 CC	4	13	10	7 CK	4	6	3	7 CC
30	7	3	5	7 CC	3	2	2	3QCC	6	10	2	15 KC	6	9	4	12 KC	5	5	5	5 CC	4	5	5	4 CC
31	4	5	4	4 CC	3	4	5	2 CC					11	8	12	7 CC					2	3	4	2 CC
	7.3				6.7				9.3				10.2				6.8				5.9			
		6.8				6.8				10.7				11.1				8.5				7.5		
			7.0				6.7				10.0				10.7				7.6				6.6	

ANNUAL MEAN N 8.44 S 8.97 M 8.67

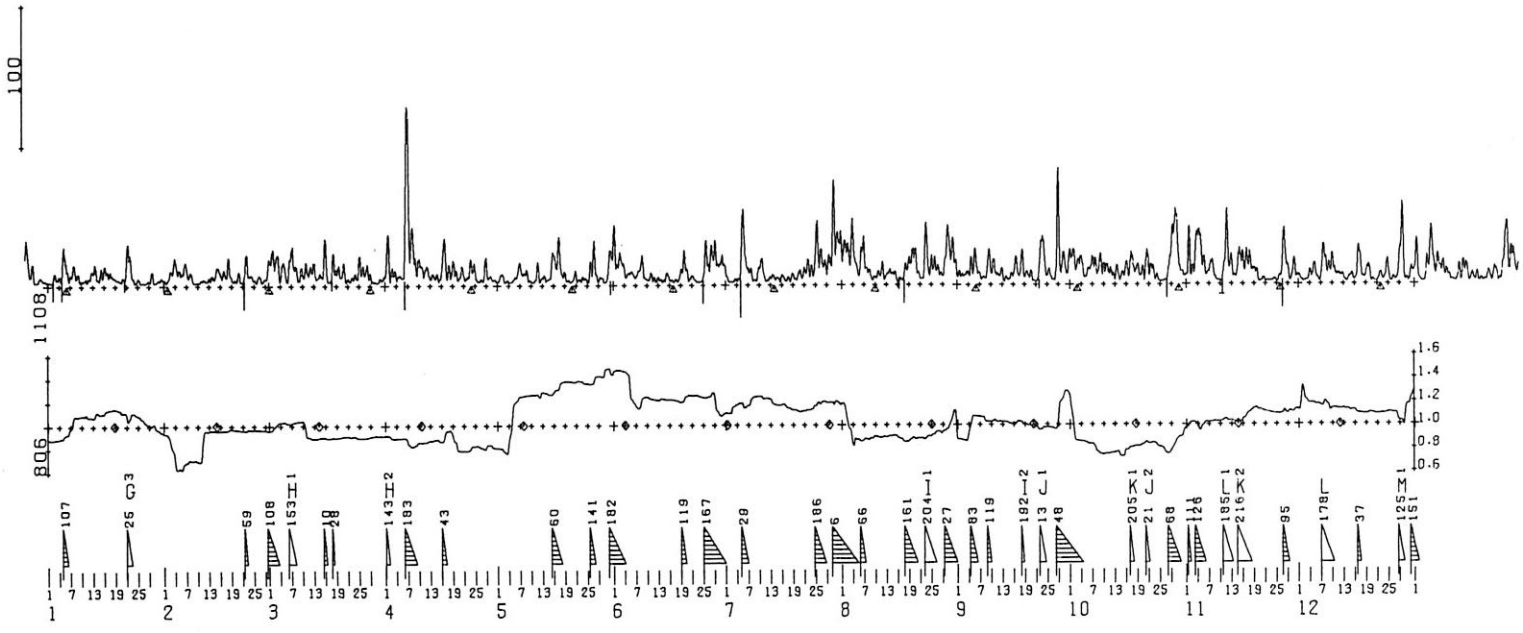
1914
100
1108
806
1.6
1.4
1.2
1.0
0.8
0.6
107
25
59
108
153
143
183
43
60
141
182
119
167
29
186
16
66
161
204
27
83
119
192
13
48
205
21
68
185
216
95
178
37
125
151

	JAN.				FEB.				MAR.				APR.				MAY				JUNE			
	N	S	M		N	S	M		N	S	M		N	S	M		N	S	M		N	S	M	
1	2	3	4	2 CC	4	3	3	3QCC	17	21	17	22	17	35	19	33	6	6	4	8 CC	30	25	40	15
2	6	8	4	10 CC	6	10	6	11 CC	21	14	18	18	9	6	3	13 K	4	7	9	2 CC	17	19	13	23
3	3	9	4	8 CC	15	15	10	20 K	13	12	22	3 K	8	8	8	9 CC	3	3	3	3 CC	5	8	6	8 CC
4	9	8	4	13 KK	13	10	13	11 CK	14	16	13	18 C	7	7	7	7 CC	3	3	3	3 CC	5	8	6	8 CC
5	18	18	19	17	9	8	9	8 CC	6	5	8	3QCK	5	6	6	5 C	5	5	5	5 CC	9	9	10	9 CC
6	7	9	10	6 CK	12	15	13	15 C	18	24	18	24	85	98	59	124	13	13	9	17 KC	8	6	8	5 CC
7	12	9	6	16 CC	7	7	6	8 CC	15	14	18	11	40	25	36	30	8	9	9	8 CC	11	6	7	11 CC
8	9	8	9	9 CC	6	5	8	3 CC	8	9	13	4 CC	26	27	34	19	12	7	9	10 CC	15	17	15	18 K
9	5	3	4	4QCC	2	3	2	3 CC	6	14	10	10 CC	16	12	9	19	4	3	4	3QCC	5	5	6	4 CK
10	4	4	3	4QCC	4	3	3	4QCC	12	11	5	18 KC	13	14	13	14 K	3	2	2	3QCC	5	4	3	6 CC
11	5	5	4	5 CC	4	5	4	5QCC	12	9	8	13 CK	10	8	6	12 CK	10	12	5	17 KC	7	7	8	5 CC
12	5	10	5	11 CC	5	4	4	5 CC	14	12	10	16 KK	8	10	12	7QCC	4	3	2	5 CC	5	3	3	5QCC
13	5	19	11	13 KK	7	5	4	8 CC	6	7	8	5 CK	7	7	5	9 CC	5	7	7	5 CC	6	2	4	5QCC
14	6	5	4	8 CC	7	6	5	9 CC	5	8	7	7 CC	8	6	5	9 CC	5	5	4	6QCC	3	4	4	3 CC
15	9	9	10	9 CC	10	13	14	10 CC	21	19	6	34	5	3	3	5QCK	17	16	9	24	10	6	9	6 CC
16	14	10	13	11 CC	7	8	7	9 CC	7	6	10	3 CK	27	27	19	34	12	17	18	12	4	3	3	4QCC
17	6	9	9	7 CC	8	10	8	10 CK	11	8	3	16 KK	15	5	8	12 C	27	21	34	14	4	3	3	5QCC
18	5	7	7	6 CC	12	11	17	6 KK	14	10	12	12 KK	9	7	8	9 CK	10	7	7	11 CC	6	2	2	6 CC
19	3	6	4	5 CC	4	4	3	5 CC	6	15	14	7 CC	16	12	16	12 K	4	3	4	4QCC	20	14	12	23 K
20	4	5	4	5 CC	8	6	3	11 CC	12	12	7	17 KC	5	5	4	6 CC	4	2	3	3QCC	11	11	12	10 CK
21	6	8	5	10 CK	3	3	3	3QCC	5	4	4	5 CC	8	13	14	8 CC	9	6	4	11 CC	6	4	4	6 CC
22	33	20	30	23	15	14	7	22 K	4	4	4	4QCC	5	5	4	6 CC	3	4	2	5 CC	6	4	7	4 CC
23	6	6	7	5 CK	10	5	8	7 CK	8	6	5	9 CC	11	13	5	20 KC	5	5	4	7 CC	3	2	2	3QCC
24	4	3	2	5QCC	5	6	7	4 CC	11	8	5	14 KK	11	12	10	14 CK	5	4	4	5 CC	4	2	3	3 CC
25	2	4	4	2QCC	4	3	4	3QCC	19	8	14	14 K	5	3	4	4 CC	12	7	2	18 KC	22	20	10	32
26	2	3	3	2QCC	5	7	8	4 CC	11	9	9	12 CC	3	4	4	4QCC	21	17	6	32	15	16	16	16
27	3	4	3	4 CC	4	5	3	5 CC	12	7	10	9 CC	12	12	5	18 KK	3	7	8	3 CK	23	22	27	18
28	5	8	3	11 CC	11	12	4	18 KK	3	3	2	3QCC	6	6	6	7 CK	7	3	5	6 CC	26	17	29	15
29	2	3	3	3 CC					3	2	3	2QCC	6	3	6	3QCC	4	2	4	2 CC	16	17	16	18
30	2	5	4	4 CC					4	6	4	6QCC	3	4	4	3QCC	3	22	4	21 KK	12	15	14	14 K
31	5	7	7	5 CC					5	6	4	6 CK					16	28	23	21				
	6.7				7.4				10.4				13.5				7.9				11.1			
		7.6				7.4				9.9				13.4				8.3				9.6		
			7.1				7.3				10.1				13.5				8.1				10.3	

	JULY				AUG.				SEP.				OCT.				NOV.				DEC.			
	N	S	M		N	S	M		N	S	M		N	S	M		N	S	M		N	S	M	
1	5	3	7	2 CK	31	27	25	32	4	10	8	6 CC	23	21	18	26	21	28	10	39	4	6	6	3 CC
2	2	3	3	2QCC	28	21	23	26	8	7	9	6QCC	18	12	18	12	8	13	7	15 C	3	3	3	4QCC
3	4	4	4	4 CC	34	28	14	48	8	9	7	10 CC	19	20	19	21	30	29	20	38	6	7	4	10 CC
4	4	4	5	4 C	22	14	20	16	8	16	7	18 KK	10	10	15	5 CK	38	34	37	34	5	10	6	9 CK
5	49	36	50	35	10	8	9	9 C	18	18	13	24	9	9	6	13 CC	20	13	13	20	11	9	16	5 KC
6	15	15	20	11	36	24	26	34	11	11	12	10 CK	11	14	10	15 CK	8	8	7	10 CK	4	4	4	4 CK
7	11	10	9	11 CC	15	9	11	13 C	5	5	4	5QCC	20	14	16	19	13	18	15	17 K	14	30	20	24
8	4	3	3	4QCC	10	7	11	7 CC	8	6	5	9 CK	11	10	8	14 C	7	7	9	5 CC	17	14	19	11
9	11	6	4	14 CK	5	5	4	7QCC	15	22	23	14 K	24	12	20	16	3	3	3	4QCC	18	14	10	21
10	16	15	17	14 K	8	7	5	11QCC	10	16	8	18 KK	11	12	9	14 CK	6	7	2	11 CC	11	11	14	8 CK
11	6	3	7	3 CC	15	6	6	16 CC	9	8	9	7 CK	12	9	8	13 CC	33	39	17	55	5	11	9	7 CC
12	6	3	4	6 CC	8	4	5	7 CC	11	7	6	13 CC	6	7	6	7QCK	18	15	13	21	7	7	7	8 CC
13	7	6	6	7QCC	9	10	8	11 CC	5	3	3	5 CC	10	12	13	10 CC	10	8	11	7 CK	2	3	4	2QCC
14	6	3	4	5 CC	10	7	8	9QCC	5	3	4	5QCC	6	5	3	8QCC	15	15	7	23	4	7	4	7 CC
15	8	3	5	7 CC	7	5	9	3 CC	5	8	8	5 CC	12	9	9	13 CC	14	28	21	22	4	8	8	4QCC
16	6	3	6	4 CC	4	4	4	4QCC	17	15	13	19 K	13	7	13	8 C	17	14	12	20	12	18	5	25
17	5	4	4	6QCC	8	4	4	9 CC	8	8	7	9 C	21	17	24	15	24	17	16	24	12	20	22	10
18	8	4	3	9 CC	19	11	13	17 K	19	12	26	7 K	12	10	9	14 CC	10	12	10	11 C	4	7	5	6 CC
19	4	5	4	4QCC	27	14	15	25	9	7	9	7 CC	9	9	12	6 CK	13	10	12	12 CC	11	15	13	14 CC
20	10	9	7	11 CC	22	23	19	26	6	9	6	9 CC	6	11	14	3 KK	3	3	4	3QCC	3	5	3	4 CC
21	9	7	4	12 CC	8	8	8	7 CK	3	3	4	2QCC	18	21	18	21 K	2	6	4	5QCC	2	2	2	2QCC
22	13	14	9	19 K	5	4	4	5QCK	6	8	3	12 KK	9	14	11	13 K	3	3	2	4QCC	6	6	4	9 CC
23	16	5	7	15 CK	38	27	31	34	30	34	32	32	8	8	12	4 CC	3	3	3	3QCC	4	5	6	4 CC
24	17	9	6	21 K	13	9	9	14 K	14	11	18	7 K	4	4	6	3QCC	2	5	4	4 CC	10	17	8	19 KK
25	28	33	41	20	20	12	12	21	9	9	11	8 CC	2	3	2	3QCC	3	5	2	6 CC	2	4	4	2 CK
26	19	21	25	15	11	11	10	13 CK	4	3	4	3QCC	3	4	4	4QCC	14	19	7	27	3	6	6	4QCC
27	13	14	14	14	6	9	8	7 CC	37	52	10	79	16	18	13	21	18	33	35	15	11	14	5	19 KK
28	20	17	16	21	15	14	10	20	18	14	17	14	46	41	42	45	7	8	12	3 CC	42	37	26	53
29	32	56	13	76	38	34	43	29	15	20	23	12	42	32	50	24	13	14	8	20 K	6	5	6	5 C
30	36	24	22	38	25	27	20	32	18	13	9	22	12	11	14	10 CK	6	7	5	8 CK	7	5	2	10 CC
31	32	30	32	30	10	15	18	8 K					6	7	6	7 CC					8	12	10	10 CK
	13.6				16.7				11.3				13.8				12.7				8.3			
		12.1				13.2				12.2				12.7				14.2				10.4		
			12.9				14.9				11.8				13.3				13.4				9.3	

ANNUAL MEAN N 11.13 S 10.91 M 10.99

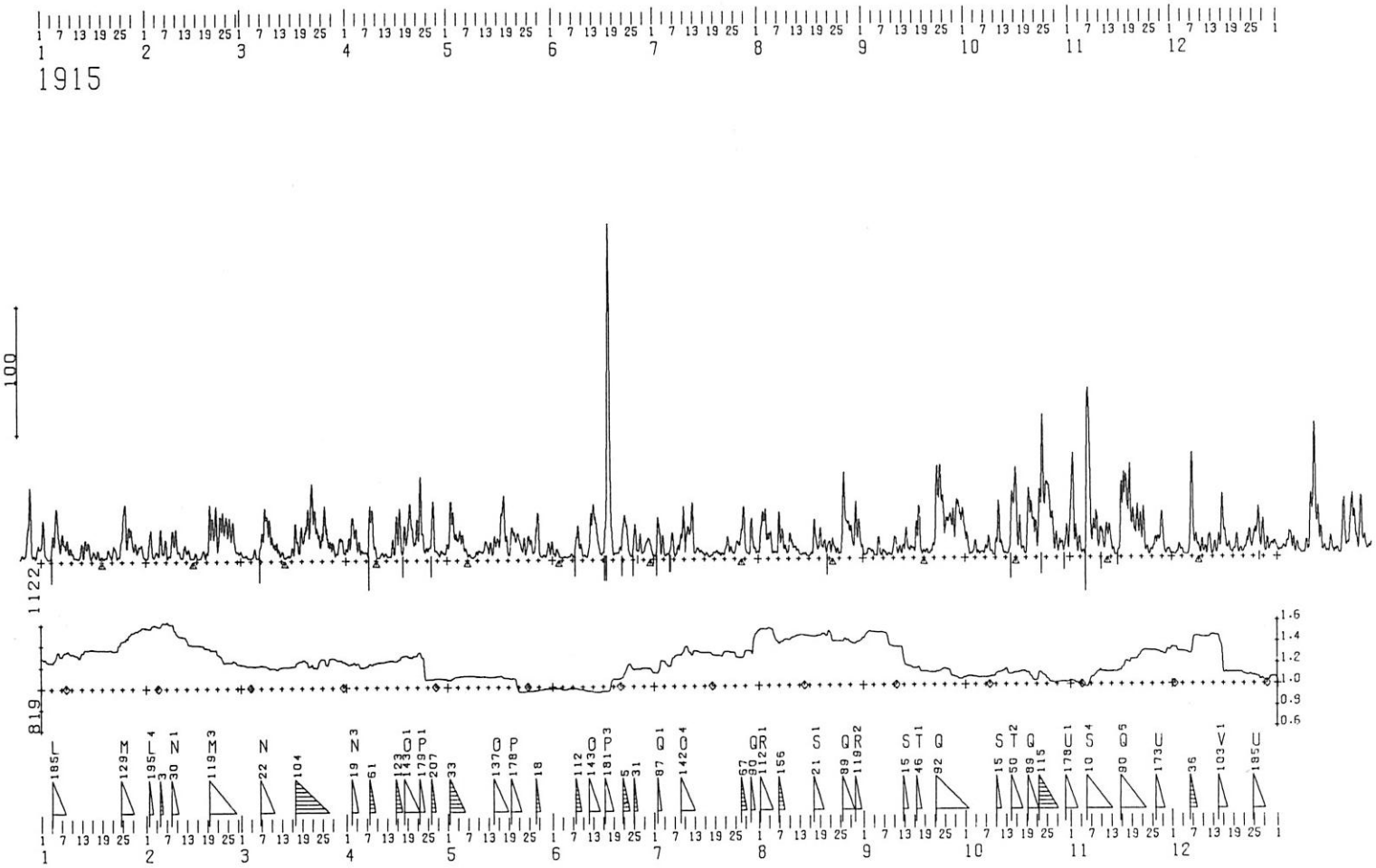
1915
100
1122
819
1.6
1.4
1.2
1.0
0.9
0.6

	JAN.				FEB.				MAR.				APR.				MAY				JUNE			
	N	S		M	N	S		M	N	S		M	N	S		M	N	S		M	N	S		M
1	19	24	18	26 K	13	3	3	14 KK	5	4	5	4 CC	13	14	9	18 KK	33	23	10	46	3	4	4	3 CC
2	2	5	4	3QCK	12	18	20	10 K	4	3	4	4QCC	23	23	12	34	29	31	28	32	8	6	9	5 CC
3	3	3	2	3QCC	4	6	3	7 CC	3	2	2	3QCC	24	24	22	26	19	16	18	18	2	2	2	2QCC
4	9	19	16	12	5	8	8	5 CK	4	4	3	5 CC	13	13	11	16 K	16	21	17	20	3	2	2	3QCC
5	30	36	34	32	17	17	26	8 K	7	3	8	2 CC	4	9	5	8 CC	16	15	21	11	3	2	2	3 CC
6	14	13	17	9 K	9	15	7	17 KK	7	7	3	11 CK	8	5	7	7 CC	6	7	8	5 CC	4	4	4	5 CC
7	18	17	22	13 K	3	5	2	6QCK	23	27	22	28	21	14	5	30	4	4	4	4QCC	9	4	2	11 CK
8	14	13	10	17 KC	5	26	6	25 K	41	26	32	35	36	30	30	35	2	2	2	2QCC	26	13	18	22
9	7	10	7	10 CK	14	24	12	26	20	27	30	17	6	11	9	8 C	8	3	3	8 CC	11	7	10	8 CK
10	5	5	7	3 CC	7	8	8	7 CK	17	14	17	14	2	2	2	2QCC	8	7	9	7 CC	4	3	4	4QCC
11	3	3	3	3 CC	4	3	4	3QCC	6	14	11	9 KK	5	6	6	6QCC	7	6	5	9QCC	8	3	2	9 CK
12	8	6	3	11 CC	8	13	12	9 CC	7	6	8	5 CC	4	5	4	5QCC	18	8	15	11 KC	38	29	31	35
13	11	8	8	11 KK	6	8	7	8 CC	5	6	8	3 CC	3	3	3	4QCC	12	8	5	14 KC	40	27	39	28
14	15	12	11	16 KK	2	3	3	2QCC	4	4	4	4QCC	9	11	3	17 KK	13	9	4	18 KK	16	14	20	10
15	6	5	9	2 CC	5	5	4	7 CC	4	3	3	5QCC	24	15	4	35	17	11	11	18	7	3	5	6 CC
16	4	10	6	7 CC	2	3	2	3QCC	17	6	10	13 KK	23	31	13	41	25	19	10	34	17	15	7	26
17	6	6	3	9 CC	6	6	4	8QCC	19	19	22	16	9	6	7	8 C	31	48	40	39	177	216	177	216
18	4	3	2	4QCC	9	3	6	6 CC	14	17	6	26	18	22	27	13	8	18	20	7 K	31	27	47	11
19	3	3	2	3QCC	19	31	5	45	23	14	14	24	33	39	27	45	13	11	4	19 KK	5	3	4	5 CC
20	5	7	3	10 CC	22	31	23	30	40	25	24	41	20	22	28	15	22	23	22	23	8	5	5	8QCC
21	3	6	6	2 CC	29	30	22	38	37	38	19	56	23	18	14	28	21	14	15	21	18	12	8	23
22	7	13	9	11 CC	26	20	11	35	38	41	39	40	44	35	15	63	14	12	16	11 CK	35	27	35	26
23	5	5	6	3 CC	30	27	24	33	21	23	27	18	20	19	21	18	12	11	7	16 KK	14	9	17	6 KK
24	9	12	4	17 K	26	33	27	32	14	14	12	16	9	7	6	11 CK	14	10	6	18 KK	7	3	2	8 CK
25	53	30	37	46	30	19	21	29	25	35	23	37	11	8	9	10 C	16	13	12	17 K	18	20	20	18 K
26	18	17	11	26	23	24	19	28	18	20	26	11	26	42	29	39	8	4	5	7 C	12	9	7	15 KK
27	20	20	22	19	13	6	13	7 CK	12	12	16	8 KK	6	7	7	7 C	38	26	26	38	10	6	10	5 CK
28	16	8	10	15 CK	9	5	7	8 CC	10	7	14	4QCC	6	3	5	5QCC	4	3	4	3QCK	12	9	8	14 CK
29	9	6	7	9 CC					10	7	7	11 CK	7	5	7	6 CC	4	3	4	4QCC	22	10	17	15
30	14	10	12	12 CC					19	16	19	17 K	10	8	5	13 CC	12	6	4	14 CC	7	6	9	4QCC
31	3	3	4	3QCC					8	5	8	6 CC					14	7	6	15 CC				
	11.1				12.8				15.5				15.4				14.9				19.2			
		10.9				14.2				14.6				15.3				12.9				16.7		
			10.9				13.5				15.0				15.3				13.9				17.9	

	JULY				AUG.				SEP.				OCT.				NOV.				DEC.			
	N	S		M	N	S		M	N	S		M	N	S		M	N	S		M	N	S		M
1	7	4	3	8 CK	23	13	10	27	4	2	3	4 CC	15	15	14	16 K	66	63	47	82	3	3	4	2QCC
2	31	20	29	22	33	35	37	31	8	6	6	8 CC	2	5	3	4QCC	18	15	14	19	5	6	4	7 CC
3	15	10	8	16 KK	30	13	23	20	8	5	6	7 CC	8	8	5	11 CC	11	11	5	17QKK	10	6	9	7 CC
4	5	2	3	4QCC	18	13	18	13	2	3	2	3 CK	10	3	7	6 CC	6	4	5	6QCC	2	3	3	2 CC
5	7	4	4	7 CC	5	5	5	5QCC	7	14	11	10 KK	4	4	3	5QCC	46	26	3	69	3	3	2	3QCK
6	18	12	17	14 K	14	5	5	14 K	6	3	2	7 CC	5	6	5	6 CC	102	111	133	79	59	45	23	81
7	4	3	2	5 CK	37	10	31	16	3	4	4	3QCC	15	10	7	17 KK	17	20	14	23	26	14	25	16
8	17	9	12	14 KK	16	10	19	7 KK	3	4	3	4QCC	9	5	8	6 CK	33	26	25	35	15	9	13	11 CK
9	33	26	17	42	9	3	8	5 CK	5	3	2	6 CC	2	3	2	3QCC	22	10	8	24	14	3	4	14 KC
10	18	10	6	23	25	11	21	15 K	12	16	18	10 C	42	19	16	45	16	13	19	10	8	5	4	9 CC
11	30	18	25	23	10	8	9	10 CC	8	5	4	9 CC	12	12	11	13 C	18	21	12	27	13	7	3	17 CK
12	26	30	39	16	7	6	6	7 CC	11	3	5	10 CC	6	3	5	5 CC	16	23	21	19	10	8	15	2 CK
13	9	5	4	10 CK	4	2	4	3QCC	18	14	8	24 K	5	3	3	5 CC	10	6	8	7 CK	4	13	6	12 CC
14	9	4	7	7 CC	5	3	4	5QCC	8	6	8	6 CK	29	35	10	53	2	2	2	2QCC	18	5	4	19 KK
15	7	3	6	4QCC	2	2	2	2QCC	9	7	9	8 CC	62	51	42	71	19	24	7	37	34	26	10	50
16	5	3	4	5QCC	5	3	3	5 CK	20	15	5	30	32	20	34	19	59	51	42	68	15	19	20	14
17	2	2	2	2QCC	24	17	21	21	23	30	28	25	16	12	22	7	54	52	66	40	9	10	7	12 CC
18	6	3	3	6 CC	14	6	12	9 C	6	4	5	6QCK	6	6	9	3QCK	62	52	58	56	3	4	4	3QCC
19	6	6	5	7 CC	16	17	24	9	6	6	5	7QCC	40	37	22	55	31	27	27	32	10	10	7	13 CC
20	5	3	5	3 CC	14	9	13	10 KK	5	3	4	4QCC	44	26	37	33	41	17	21	38	8	7	12	4 CC
21	6	3	6	4 CC	13	8	8	13 KC	10	8	5	12 CC	38	23	31	30	35	20	20	35	4	8	8	4QCC
22	16	10	8	18 KK	15	6	8	13 CC	51	37	17	71	31	18	9	41	29	23	20	33	7	7	7	7QCC
23	12	5	7	9 CK	12	6	10	7 CC	59	60	47	72	89	67	43	113	10	5	5	9 CK	23	14	16	21 K
24	7	3	6	4QCC	5	7	9	4QCC	41	44	47	38	74	31	45	60	6	3	2	7 CC	12	10	10	11 C
25	14	9	9	15 CC	18	9	4	23 K	28	25	24	30	64	43	60	47	8	7	5	10 CK	22	20	22	20
26	23	7	13	17	53	46	68	31	41	26	31	35	44	23	31	37	16	17	17	16	23	31	32	22
27	33	30	24	39	25	26	27	23	26	26	25	27	18	8	6	19 K	24	18	14	28	21	21	12	30
28	8	3	7	4 CK	21	19	26	14	31	41	31	42	14	5	9	11 CK	14	18	24	8	7	5	6	6 C
29	21	11	4	29 K	30	28	13	45	46	28	40	34	11	12	12	11QKC	4	6	3	7QCC	12	10	14	8 KK
30	17	8	15	10 C	19	23	16	26	31	34	40	26	17	13	9	21 K	4	6	6	3QCC	10	10	11	9 CC
31	7	3	5	6 CC	12	10	12	9 CK					23	14	13	24					11	11	13	9 CC
	13.7				17.2				17.9				25.4				26.7				13.6			
		8.7				12.2				16.1				17.4				23.1				11.3		
			11.2				14.7				17.0				21.3				24.9				12.4	

ANNUAL MEAN N 16.93 S 14.44 M 15.67

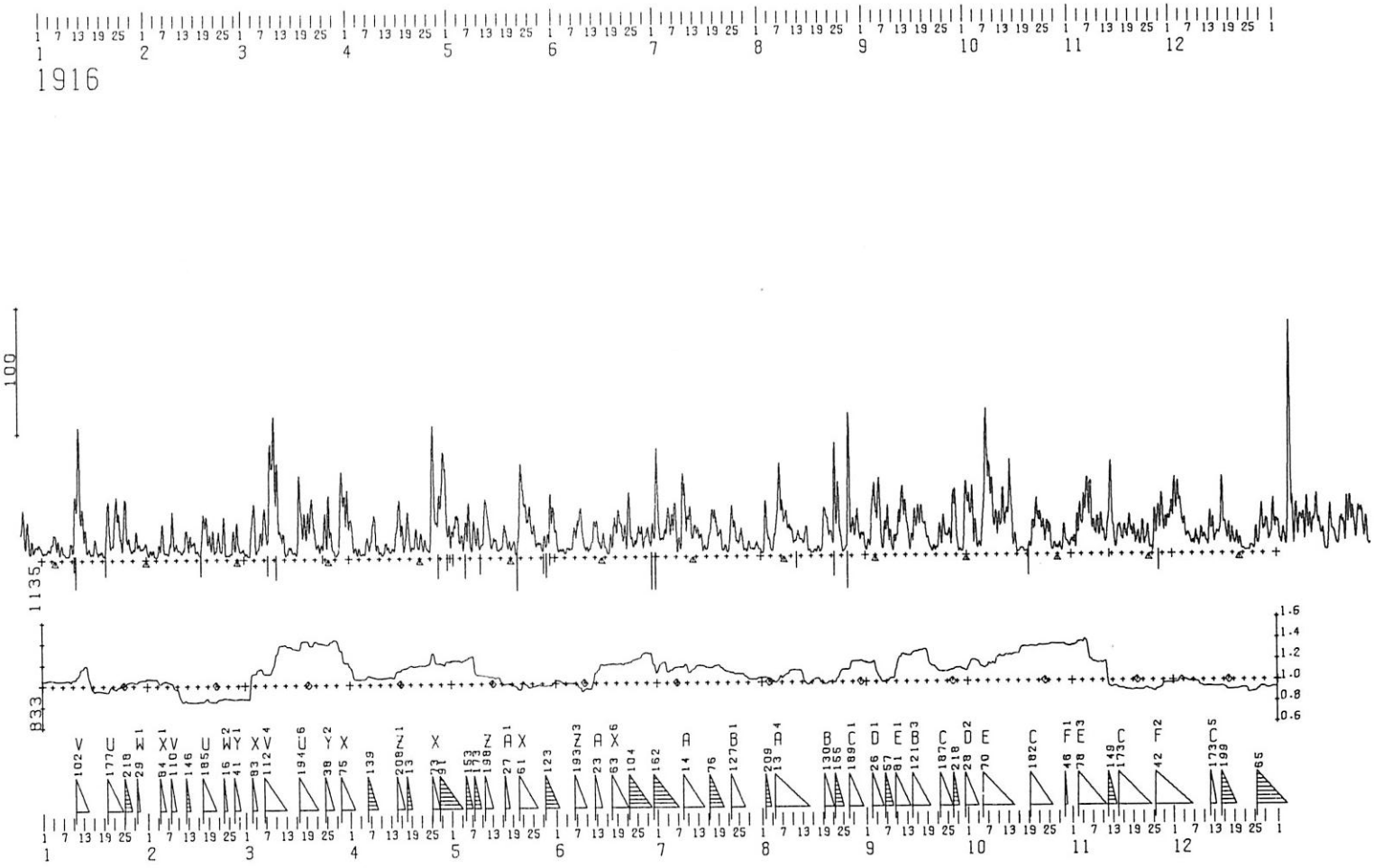
1916
100
1135
833
1.6
1.4
1.2
1.0
0.8
0.6

	JAN.				FEB.				MAR.				APR.				MAY				JUNE			
	N	S		M	N	S		M	N	S		M	N	S		M	N	S		M	N	S		M
1	4	6	4	6 CC	4	5	6	3QCC	2	5	3	4QC	33	23	30	26	15	15	12	19	15	14	20	10
2	4	10	6	9QCC	7	6	7	6 CC	6	6	2	10 KK	10	9	11	8 CK	38	19	26	31	5	5	5	6QCC
3	10	9	7	12 CC	6	3	6	2 CC	40	30	26	44	6	5	4	7 CC	23	21	32	12	5	5	5	5QCC
4	16	15	12	20	8	8	4	12 CC	12	8	14	6 K	5	3	4	4QCC	12	14	18	9 K	7	4	3	8 CC
5	16	10	11	15 KK	21	16	8	29	14	15	9	21 K	4	3	4	4QCC	25	20	17	29	8	4	6	7 CC
6	8	8	5	11 CC	7	4	6	6QCK	28	19	11	36	12	13	14	11 KK	22	33	31	24	18	14	9	24
7	4	6	6	5 CC	5	7	4	9 CC	20	20	28	12	12	14	11	15 C	14	11	5	20 K	27	17	15	29
8	3	3	3	3QCC	25	24	11	39	54	70	32	92	27	28	26	29	22	11	24	10	31	34	28	37
9	8	10	5	13 KC	8	10	7	11 C	99	85	71	113	5	9	7	7 CK	19	11	24	6 K	12	14	18	9 K
10	27	27	7	48	9	8	9	8 CC	64	59	47	76	4	5	6	2QCC	12	11	11	12 C	5	8	5	8QCC
11	59	67	37	89	7	5	6	7 CC	17	22	19	20	9	7	4	12 CC	40	43	42	41	11	6	6	11 CC
12	41	44	56	29	17	14	7	24 K	18	14	12	19 K	7	9	7	9 CC	22	24	28	18	24	17	12	28
13	33	20	29	24	18	11	15	15	3	3	2	4QCK	7	5	4	8QCC	12	8	7	13QCK	19	25	27	17
14	6	6	6	8 CK	10	14	10	13 CK	11	9	10	10 CC	10	9	6	13 CK	13	10	14	9QCK	9	9	12	7 CK
15	6	5	6	6QCC	10	10	14	6 KK	5	5	4	6QCC	36	30	26	40	7	6	5	8QCC	9	17	16	10QKC
16	12	8	4	17 CC	5	5	7	3QCC	8	5	3	10 C	34	19	27	27	17	13	10	20	5	5	8	2QCC
17	5	6	8	3QCC	18	21	11	28	57	46	66	37	13	8	5	16 C	16	17	20	14	12	11	9	14 KK
18	7	6	6	7 CC	33	28	27	34	32	20	16	37	25	28	29	23	8	10	10	9QCC	24	18	11	31
19	4	3	3	4QCK	19	13	11	21	27	24	18	33	6	8	6	9 CK	12	10	9	13 CC	29	25	19	35
20	36	31	21	46	16	15	7	23	28	34	21	41	17	13	8	22 K	6	3	4	5 CC	25	27	26	26
21	12	9	11	11 C	4	7	4	7QCK	34	25	34	24	10	8	11	7 C	36	44	18	63	18	19	12	25
22	22	29	14	37	11	21	19	13 K	11	9	9	11 CK	12	16	19	9 K	56	53	66	43	27	21	6	42
23	39	41	43	37	19	10	6	24	9	9	6	12QCC	7	13	11	9 CC	39	33	43	29	31	18	36	14
24	8	16	16	9 K	16	6	18	3 KK	26	14	7	33	6	5	7	4QCK	27	34	34	26	13	8	8	14 CK
25	36	34	23	46	5	4	4	5QCC	35	24	14	46	54	66	29	92	24	21	19	26	20	13	12	21
26	17	15	15	18	12	14	4	23 KK	18	17	17	18	45	30	47	28	12	11	12	11 K	25	17	18	24
27	6	8	8	6 CC	21	14	7	29	4	7	7	4QCK	36	38	24	50	11	11	10	12QCC	15	8	7	17 K
28	11	8	8	11 CK	8	9	11	7 CK	4	3	2	5 CK	51	70	45	76	12	8	4	16 KK	22	17	22	17
29	16	15	18	13 K	6	8	6	8 CC	45	54	30	69	67	48	71	44	18	7	8	18 KK	22	13	12	23
30	8	8	8	10 CC					46	46	42	50	21	21	17	26	30	30	11	50	20	19	15	25
31	10	13	10	14 CC					30	38	37	31					38	30	35	33				
	15.9				12.2				26.1				19.7				21.2				17.1			
		16.1				11.0				24.0				18.7				19.1				14.4		
			16.0				11.6				25.0				19.2				20.2				15.7	

	JULY				AUG.				SEP.				OCT.				NOV.				DEC.			
	N	S		M	N	S		M	N	S		M	N	S		M	N	S		M	N	S		M
1	58	55	87	26	4	3	3	4QC	9	7	4	12QCC	44	43	42	45	19	9	13	15Q C	47	44	30	61
2	17	10	13	14 C	31	31	39	23	23	13	9	28	45	37	34	47	24	13	5	32	51	43	36	58
3	19	17	16	20	11	12	13	11 KK	42	54	43	53	14	23	14	23	26	29	20	35	41	34	42	33
4	33	32	29	36	9	5	4	11 CC	39	40	33	46	9	8	6	12QCK	37	34	24	48	23	26	22	26
5	25	26	17	34	29	19	16	31	33	30	48	15	20	18	6	32	54	47	40	61	16	16	15	18
6	28	43	30	41	54	60	53	61	17	13	5	26	84	72	52	103	53	39	34	58	12	10	14	8QCK
7	13	6	4	16QK	28	43	45	26	20	35	21	34	89	62	79	71	23	24	20	27	11	13	10	15 KK
8	33	30	6	57	33	29	34	28	13	15	19	10	46	50	50	46	28	20	18	30	11	9	10	10 CK
9	46	40	48	38	22	23	21	24	8	11	3	15 KK	29	27	22	34	28	17	15	31	16	15	12	19 K
10	33	28	32	29	16	15	21	10	26	20	17	30	24	27	23	28	18	17	18	18	11	16	13	15Q
11	28	23	34	17	17	14	13	18	38	37	25	50	38	40	25	53	20	14	10	25	9	8	9	8 C
12	21	23	22	21	13	15	16	13	54	32	42	44	32	29	28	32	53	58	37	74	30	27	34	23
13	21	16	24	14	14	9	12	12 CC	25	21	26	21	54	54	32	76	17	23	27	13	18	13	19	13
14	12	14	15	11 KK	18	19	18	20 K	11	10	4	18 K	16	30	39	8	10	14	6	19QK	19	15	19	16
15	6	7	8	6QCC	4	4	4	3QCK	22	27	19	30	13	11	17	7 KK	18	24	21	21	47	34	20	61
16	15	9	7	17 CK	3	3	3	4QCC	30	31	27	34	3	3	2	4QCC	17	16	11	23	25	24	24	24
17	31	30	24	37	6	3	5	5QCC	29	38	30	37	5	6	6	4QCC	18	17	16	20	24	12	14	22
18	35	29	32	31	5	5	6	3 CC	33	19	25	26	2	4	2	4QCC	21	29	29	21	16	13	8	21
19	16	17	16	18	26	23	11	39	19	5	13	12QC	6	8	7	7 CK	16	19	15	21	12	8	10	9 C
20	13	12	20	5 KK	30	30	31	29	6	3	7	3QCC	17	25	16	27	13	14	12	15Q	11	12	16	8 CC
21	8	7	6	9 CC	18	17	16	19	4	8	9	3QCC	38	29	22	46	13	9	10	13QC	6	7	11	4QCC
22	10	4	3	12 C	57	34	11	80	13	8	7	15 KK	33	28	27	34	19	15	27	7	3	3	4	3QCC
23	36	25	31	30	49	38	30	57	18	13	21	11	23	24	21	25	21	14	13	22 K	2	3	3	2QCC
24	21	18	28	11	25	15	25	16	23	25	32	16	23	17	12	27	9	6	9	6QCK	5	8	7	6 CC
25	13	11	11	13 K	4	3	3	5QCC	17	15	16	17	18	19	17	21	22	16	2	35	13	11	4	21 KK
26	22	10	23	9 K	30	24	8	46	28	23	17	35	6	5	4	8 CK	27	24	17	34	11	10	8	13 C
27	6	4	7	4QCC	58	51	92	18	49	39	48	40	8	6	6	8 CC	40	31	29	42	23	39	30	32
28	10	8	9	9QCC	20	25	30	15	8	7	11	4 C	5	8	6	7QCC	29	30	32	27	31	17	20	29
29	5	6	6	6QCC	28	31	31	27	4	3	4	3QCK	17	10	4	24 K	28	24	20	31	18	14	20	12
30	10	7	7	11 CC	18	16	16	19	38	38	19	58	9	13	12	10 CK	38	31	27	42	30	24	17	37
31	6	7	7	6 CC	11	14	15	11 KK					8	7	8	8 CC					28	24	24	27
	20.9				22.3				23.3				25.0				25.3				19.9			
		18.5				20.4				21.4				23.9				22.6				17.8		
			19.7				21.4				22.4				24.5				24.0				18.9	

ANNUAL MEAN N 20.77 S 19.00 M 19.88

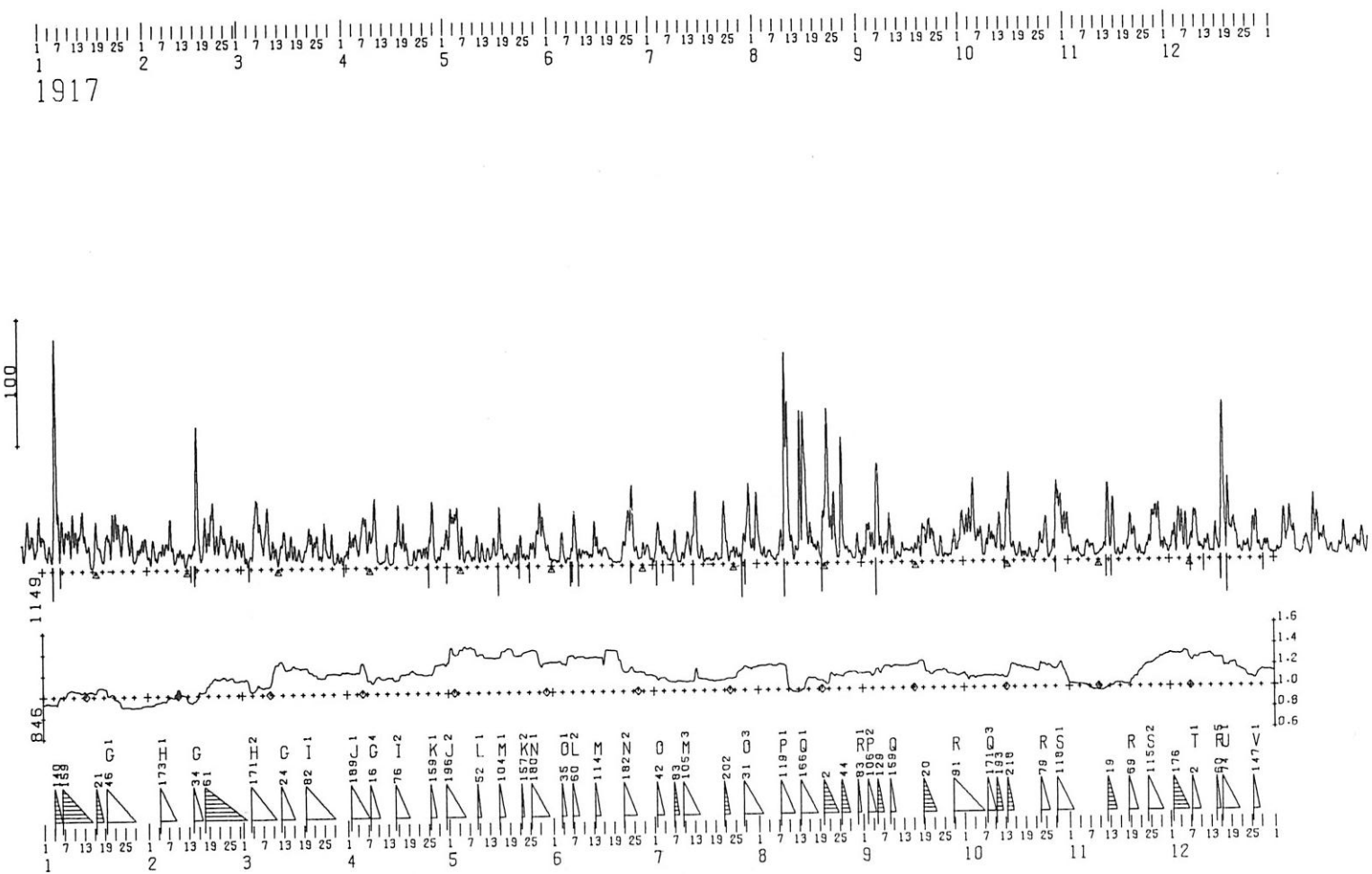
1917
100
1149
846
1.6
1.4
1.2
1.0
0.8
0.6

	JAN.				FEB.				MAR.				APR.				MAY				JUNE			
	N	S		M	N	S		M	N	S		M	N	S		M	N	S		M	N	S		M
1	21	20	24	17	10	10	9	11QCK	15	16	14	18 K	17	12	14	15	31	21	14	38	5	4	4	5QCC
2	14	10	10	15 K	15	13	4	24 K	4	8	6	6QCK	23	18	20	22	35	39	37	37	5	3	4	4QCC
3	10	11	15	6QC	13	10	14	9 C	10	7	5	11QCC	18	27	19	27	48	36	42	42	16	7	4	19 KK
4	107	88	32	164	11	12	8	15 CC	21	21	7	36	14	11	15	11 K	20	13	26	7	18	10	20	7 KK
5	55	54	68	41	18	16	14	21	46	52	45	53	27	31	24	34	17	21	32	7 K	6	3	2	7 CC
6	22	30	12	40	13	17	12	19	28	30	29	29	41	34	36	39	9	9	6	11QCC	13	6	5	14 CK
7	23	24	18	29	29	23	18	33	22	14	17	19	18	18	12	25	12	10	14	9 CC	37	21	17	42
8	26	34	27	32	27	13	22	18	46	32	29	48	20	25	19	25	7	6	5	8QCC	12	7	16	4 K
9	28	21	17	31	6	7	4	8QCC	13	11	16	8 C	40	44	50	35	21	15	10	25 K	12	9	14	8 CC
10	30	27	28	29	16	12	13	15 C	14	16	23	8	4	5	5	5QCK	10	5	9	6 C	11	11	13	9 CC
11	26	20	19	27	15	9	12	12 CC	10	11	17	4 KC	5	4	4	5QCC	15	11	20	7 KC	15	5	12	9 CC
12	37	33	29	41	4	4	5	3QCC	13	16	11	19 K	9	5	5	9 CK	13	6	5	14 CC	10	6	8	8 CC
13	27	24	28	23	10	13	10	13QCC	24	26	21	29	12	8	16	3 KK	12	6	11	7QCK	31	13	11	33
14	21	14	15	20	14	14	13	15	12	10	8	15 K	3	3	2	4QCK	21	13	11	23 K	22	9	21	10
15	4	3	5	2QCK	68	61	16	113	22	14	9	26	15	19	18	17	12	8	10	11 C	12	8	13	7 CC
16	18	21	8	32	24	28	38	14	15	11	8	18 K	30	39	32	37	27	33	31	30	18	10	14	15 C
17	22	20	24	18	13	10	8	15 C	9	9	8	10 CK	31	18	19	31	12	11	19	5 K	12	8	12	9 CC
18	11	12	16	8QCK	26	30	42	14	11	8	13	7 CC	16	17	13	20	13	6	9	11 CC	6	4	6	4 CC
19	16	13	7	22	35	21	29	27	11	11	7	15 CK	5	4	7	2 CK	6	4	7	4QCC	4	2	3	3QCC
20	30	26	29	26	41	44	39	46	24	15	15	23	4	3	2	4QCC	9	6	4	11QCC	4	2	2	4QCC
21	28	26	9	45	18	21	12	27	27	23	24	25	10	7	12	6 CC	13	10	5	18 KK	5	3	3	6 CC
22	39	30	24	45	22	16	12	27	15	17	11	22	15	14	15	14 C	18	11	4	25 K	26	9	20	16
23	28	30	27	30	28	21	27	21	15	21	25	11	11	8	8	11 CC	11	7	7	11 CK	48	27	31	44
24	17	21	18	19	18	13	22	9	8	8	10	6 CK	13	14	12	16 K	10	5	6	9 CC	52	36	27	61
25	38	31	37	32	18	15	15	19	24	28	22	30	17	14	7	24	15	10	7	18 KC	31	10	29	13
26	28	24	31	21	25	17	26	16	12	10	13	9 C	31	48	36	44	18	9	14	14	10	7	12	5 CC
27	18	21	16	24	14	18	8	24Q	18	17	8	27 K	4	6	7	4QC	22	23	18	27	8	4	6	7 CK
28	8	7	7	8QC	15	16	17	15	5	4	5	4QCK	8	6	9	6 CC	37	35	45	26	16	10	16	10 KK
29	12	17	17	12Q K					8	8	8	9QCC	13	16	16	14 K	29	33	39	23	17	12	16	14 C
30	19	19	14	24					6	7	5	8QCC	20	27	18	29	15	12	13	15	5	4	4	6QCC
31	18	24	20	23					6	8	5	10 CC					9	6	9	6 CK				
	25.8				20.2				16.6				16.5				17.6				16.2			
		24.4				18.0				15.7				16.9				14.2				9.0		
			25.1				19.1				16.2				16.7				15.9				12.7	

	JULY				AUG.				SEP.				OCT.				NOV.				DEC.			
	N	S		M	N	S		M	N	S		M	N	S		M	N	S		M	N	S		M
1	10	3	2	11 C	23	22	29	17	10	6	4	13QCC	28	26	26	28	18	14	18	14	16	10	11	15 KK
2	41	15	27	30	11	6	8	9 CK	24	16	10	29	39	26	23	42	8	8	6	11 CC	25	16	18	23
3	23	4	18	10	10	5	10	5 CC	29	14	32	12	41	42	22	61	8	10	6	12 CC	28	24	11	41
4	14	11	16	10 KC	10	11	10	11 CC	18	16	23	11	26	22	33	15	4	5	5	3 CC	34	26	21	39
5	7	4	7	5 CC	7	3	6	5QCC	56	76	57	76	25	19	20	24	4	3	4	3 CC	29	16	11	34
6	9	4	4	10QCC	6	2	3	5QCC	17	16	13	21	21	13	26	8	15	15	15	16 C	15	9	15	9 K
7	21	16	15	22 K	16	10	7	20 KK	11	10	6	15 C	12	7	4	15 CC	9	12	9	11 CC	14	19	17	16
8	5	4	7	3 CK	25	10	22	13	20	16	17	19	19	22	12	29	7	11	13	5 CC	36	39	36	39
9	8	4	2	10 CC	135	131	161	105	23	23	29	17	15	21	20	17	3	5	4	5QCC	15	17	21	11
10	12	6	5	14 C	44	49	71	23	7	16	21	2 KK	15	13	18	10	7	7	7	8QCC	11	9	10	10QCC
11	28	16	27	18	9	17	22	4 K	6	5	3	7QCC	37	27	28	36	11	13	10	14 C	8	15	8	16 KK
12	21	9	7	23	9	10	9	10 KK	10	6	5	10 CC	10	10	8	12 C	45	49	33	61	11	17	15	13 K
13	48	43	33	58	78	54	11	121	14	6	12	9 CC	31	22	11	42	18	17	14	22	6	8	7	7QCC
14	11	7	12	5 C	60	78	18	121	11	8	10	9 CC	45	53	56	42	27	32	50	9	17	17	6	29
15	12	10	10	12 KC	59	63	79	43	12	10	10	12 CC	12	14	11	15 C	7	6	4	10QCC	10	13	16	8 C
16	4	3	2	4QCC	24	23	15	32	13	7	7	14 KC	6	6	8	3QCC	3	5	3	5QCC	69	83	32	121
17	6	3	4	6QCC	15	15	17	13	16	15	11	21 K	10	10	5	15 CC	6	13	10	10 CC	32	53	60	25
18	4	3	4	4QCC	15	11	15	11 C	14	9	6	17 K	4	6	3	7 CC	11	15	11	15 K	39	48	53	35
19	8	7	6	9 CC	9	12	17	4QKK	27	22	25	23	4	7	7	3QCC	21	34	34	22	26	31	26	31
20	6	3	5	4QCC	27	30	16	41	32	22	21	34	8	6	5	9QCC	22	26	23	25	21	27	26	23
21	27	13	4	36	97	79	53	123	21	19	18	23	4	2	4	2QCC	6	6	8	4 CK	12	9	11	10 CK
22	26	34	42	18	43	36	47	33	19	15	24	11	4	8	4	8QCC	5	10	12	4 CC	5	8	7	6QCC
23	8	4	7	4 CC	49	25	18	56	5	3	4	4QCK	18	14	9	23 K	5	4	4	5QCC	11	13	12	11QCC
24	14	8	10	13 CC	15	12	22	4 K	11	17	20	8 K	18	14	15	18	13	14	11	16 KK	7	13	12	8 CC
25	14	6	8	12 CC	23	20	4	38	5	5	4	6QCC	26	25	32	20	24	21	14	31	23	16	7	33
26	11	3	5	10 CC	43	58	87	15	7	3	6	5QCC	5	3	2	5 CK	43	34	34	43	28	32	22	38
27	13	8	2	19 KK	12	11	10	13 CC	9	9	5	13 CK	11	15	9	17 K	44	33	35	42	12	12	11	13 C
28	26	21	19	28	10	7	8	10QCC	16	18	25	9	39	52	35	56	23	11	20	14	5	11	7	10 CC
29	50	42	51	41	3	5	4	4QCC	12	14	10	16 C	51	44,	45	50	11	13	8	15 KK	6	15	12	10 CK
30	18	14	12	20	13	16	6	23 K	31	37	28	40	36	25	25	35	7	10	12	6 CK	6	15	15	7 CC
31	37	34	15	56	9	6	8	7 CK					36	28	27	37					4	5	4	4QCC
	17.5				29.3				16.8				21.1				14.5				18.8			
		11.7				27.0				15.4				19.4				15.2				20.8		
			14.6				28.1				16.1				20.2				14.8				19.8	

ANNUAL MEAN N 19.24 S 17.30 M 18.27

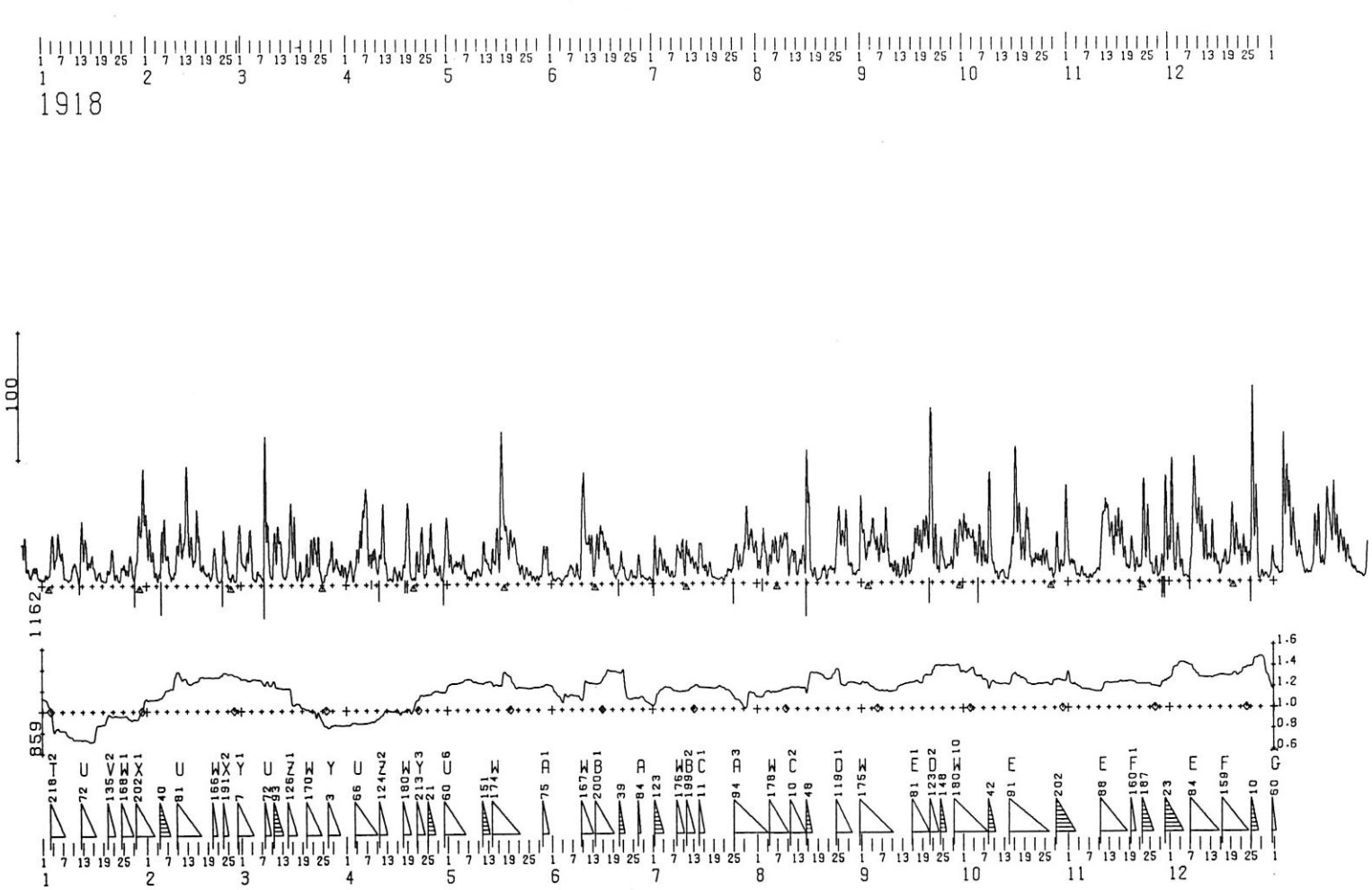
1 7 13 19 25
1 2 3 4 5 6 7 8 9 10 11 12
1918
100
1162
859
1.6
1.4
1.2
1.0
0.8
0.6
218 I2
72 U
135 V2
168 W1
202 X1
40
81 U
166 W
191 X2
7 Y1
72
93 U
126 Z1
170 W
3 Y
66 U
124 Z2
180 W
213 Y3
21
60 C6
151
174 W
75 A1
167 W
200 B1
39
84 A
123
175 W
199 B2
11 C1
84 A3
178 W
10 C2
48
119 D1
175 W
81 E1
123 D2
148
180 W10
42
81 E
202
88 E
160 F1
187
23
84 E
159 F
10
60 G

	JAN.				FEB.				MAR.				APR.				MAY				JUNE			
	N	S	M		N	S	M		N	S	M		N	S	M		N	S	M		N	S	M	
1	5	7	6	7 C	42	28	25	45	19	14	18	16	9	7	5	11 CK	31	19	32	19	5	4	5	4 CC
2	7	8	7	8 CC	27	20	20	27	20	15	13	23	15	13	20	8 K	17	8	14	12 C	4	4	3	6QCC
3	24	23	11	35	8	10	7	11 CK	31	36	23	44	12	7	5	13 C	18	13	15	16	3	4	4	3QCC
4	24	25	29	20	6	7	3	10 C	12	7	14	5 K	33	21	29	26	16	16	18	14	5	2	2	5QCC
5	31	30	23	37	17	35	34	19	11	3	3	11QCC	41	41	34	48	21	18	15	24	9	8	8	6 CC
6	27	22	23	26	41	33	53	20	6	8	7	8QCC	72	57	53	76	9	7	8	8 CK	21	6	13	15 C
7	11	9	14	6 KK	20	14	24	10	15	15	4	26	37	25	42	20	8	6	7	6QCC	12	6	13	5 CK
8	4	6	6	3QCC	4	6	4	7QCC	77	73	105	45	25	19	19	26	4	8	3	10QCC	15	8	14	10 KC
9	8	8	5	12 CK	13	19	11	21	14	11	20	6 K	23	20	21	22	15	7	10	12QCC	25	11	4	33
10	15	17	16	17	38	27	26	39	22	22	4	40	18	12	8	22	9	8	11	7 CC	59	84	81	63
11	5	10	11	4QCC	30	30	31	30	41	26	22	45	44	34	20	58	27	17	10	34	30	31	31	31
12	32	29	10	51	67	62	35	94	33	30	33	31	21	22	26	17	23	12	19	16	36	32	34	34
13	32	25	20	37	44	28	47	26	8	7	10	6 CK	5	3	3	5QCC	12	12	15	10 K	14	13	15	12
14	25	15	24	17	33	20	39	15	10	11	7	14 CK	3	3	4	2QCC	20	21	25	17	27	31	29	29
15	19	20	16	24	44	35	19	60	48	44	27	65	11	12	14	9QKC	27	33	15	45	37	43	41	39
16	10	13	14	9 CK	26	29	34	21	40	37	22	55	8	7	3	12 CC	51	25	15	61	38	31	38	31
17	9	6	4	11QCC	14	13	11	16 C	7	7	7	7 C	9	6	4	12 CC	76	79	100	55	33	24	27	29
18	5	7	8	4QCC	9	8	10	8 CC	7	15	15	8 KK	34	20	13	41	46	38	47	37	15	12	15	12 C
19	2	5	4	4QCC	7	8	10	6QCC	8	4	4	9QCK	40	44	60	25	33	30	20	43	9	10	14	6 CC
20	7	11	10	9 CC	13	17	7	23	15	16	23	9 K	5	5	5	4QCK	38	28	32	34	9	8	7	10 CK
21	20	23	14	29	17	14	24	7	26	21	11	36	17	8	4	22 KK	24	23	30	17	21	15	15	22
22	11	8	13	6 C	3	3	4	3QCC	23	28	17	35	17	12	12	17	15	8	14	10 CK	8	12	14	6 CK
23	6	5	8	4 CC	28	20	4	44	43	23	28	39	30	39	41	28	10	8	14	4 CC	3	3	4	2 CC
24	10	10	7	14 CC	19	18	18	20	5	9	10	4QC	6	8	5	9QC	10	10	10	11 CC	12	6	8	10 CC
25	13	13	18	9 KK	5	4	5	4QCK	6	4	2	8QCC	31	26	26	32	9	9	7	11 CC	7	3	5	6 CC
26	15	12	12	15 K	5	8	8	5QCC	12	13	8	17 KK	36	24	35	26	5	4	3	6QCC	17	11	5	22 K
27	16	17	22	11 K	11	7	3	15 K	33	21	19	35	15	8	11	12 K	4	5	3	6QCC	12	8	12	7 CK
28	8	12	4	16 KK	35	46	42	39	13	13	10	17 C	12	11	8	16 CC	6	4	4	6 CC	5	3	5	4 CC
29	34	44	22	56					18	16	20	14	8	4	4	9 CK	24	19	13	31	5	3	3	4QCC
30	60	57	38	79					14	10	9	16 KK	39	38	24	53	27	21	21	26	5	2	5	3QCK
31	58	52	53	56					11	10	8	13 CK					9	7	7	9 CK				
	17.9				22.4				21.0				22.6				20.7				16.6			
	17.7				20.3				18.4				18.6				16.9				14.6			
	17.8				21.3				19.7				20.5				18.8				15.6			

	JULY				AUG.				SEP.				OCT.				NOV.				DEC.			
	N	S	M		N	S	M		N	S	M		N	S	M		N	S	M		N	S	M	
1	23	20	11	33	15	13	11	17Q	42	44	44	42	41	54	55	40	17	16	18	16	72	52	27	98
2	18	9	10	17 K	35	21	22	34	22	23	21	24	35	42	35	42	14	16	15	16 K	16	16	23	9
3	30	13	23	19	26	28	32	22	32	35	33	34	36	36	35	37	8	6	8	6 CC	31	39	37	34
4	14	13	11	17	17	13	6	23	40	47	52	35	36	27	30	32	9	6	4	11 CC	16	13	11	18
5	13	10	14	9 CK	29	20	15	34	31	34	33	32	38	23	15	46	7	6	7	7QCC	4	5	3	6QCC
6	11	4	5	10 CC	30	28	24	33	33	22	16	39	28	19	21	26	4	3	4	3QCC	2	5	4	3QCK
7	7	3	5	6QCK	27	21	16	32	21	27	25	23	28	14	19	23	4	5	5	3QCC	27	32	17	41
8	26	28	31	24	38	25	30	32	34	51	60	26	55	46	16	86	6	5	4	7 CC	70	90	82	79
9	33	21	21	33	41	36	38	39	18	14	16	16	30	15	31	15	12	8	9	12 CC	59	52	45	66
10	20	14	15	20	20	7	14	14	17	10	10	18 KK	12	8	11	9 CC	20	22	9	34	45	46	39	52
11	35	16	24	27	23	25	22	25	13	7	5	15QCK	6	3	3	7QCC	62	49	55	56	34	28	17	45
12	23	14	15	21	15	16	25	7	6	4	4	7QCC	10	8	8	11QCC	67	57	63	61	20	19	17	22
13	16	14	12	18	13	16	10	20 K	14	14	12	17 K	4	4	4	4QCC	51	31	35	47	46	21	18	49
14	25	9	10	25	24	21	15	30	13	13	8	18 KK	9	8	2	14QCK	28	34	27	35	18	18	15	21
15	22	25	31	16	65	38	7	96	9	10	7	12QC	26	27	25	29	57	35	35	57	11	15	13	13 KK
16	17	11	14	14 K	38	55	71	23	40	20	22	38	67	95	84	79	44	33	32	45	12	13	7	18 C
17	14	5	5	14 CK	9	6	8	7 CK	32	42	31	44	47	52	44	55	27	19	20	26	20	20	20	21
18	11	7	13	5 CC	9	5	12	2QCC	32	30	33	29	31	28	23	36	11	13	11	13 C	12	18	14	17
19	4	5	6	3QCC	3	3	3	4QCC	48	36	48	36	34	42	17	59	29	18	11	36	45	45	32	58
20	4	3	4	3QCC	13	8	8	13 CC	41	41	51	32	36	32	48	20	11	21	25	8	31	34	22	43
21	5	4	5	4QCC	9	5	11	3QCC	94	114	73	134	19	14	14	19	11	18	18	11 K	29	27	29	27
22	5	4	2	7QCC	12	13	11	14 CC	35	28	23	40	21	19	23	18	16	14	14	16	26	20	22	24
23	12	10	11	12 CC	12	10	10	12 CK	18	11	16	13	16	22	17	21	49	63	74	38	31	25	29	28
24	12	7	8	12 CK	25	21	13	34	24	28	23	30	17	22	13	27	40	39	28	51	15	21	13	24
25	30	24	23	31	49	41	58	32	16	15	18	14Q	21	18	19	20	15	14	14	15	86	102	33	155
26	21	14	16	20	43	35	42	36	14	10	12	13QCK	12	8	11	10 CK	8	10	5	13QKK	65	46	35	76
27	19	13	15	17	41	40	45	36	15	16	15	17	6	8	9	5QCC	10	10	14	6QKK	6	5	8	3 C
28	46	37	32	51	13	15	16	12	35	29	21	42	25	25	10	40	14	15	7	22 K	5	7	6	6QCC
29	40	33	42	31	14	8	14	8 KK	28	27	22	32	12	16	12	16	41	41	8	74	5	7	5	7QCC
30	43	30	43	30	7	7	6	9QCC	43	40	48	35	18	10	12	16	38	29	32	34	3	4	3	4QCC
31	31	26	24	33	34	30	11	53					57	58	69	46					14	23	10	26 K
	20.3				24.1				28.6				26.9				24.4				28.3			
	14.4				20.3				28.1				25.9				21.9				27.9			
	17.4				22.2				28.4				26.4				23.1				28.1			

ANNUAL MEAN N 22.80 S 20.43 M 21.61

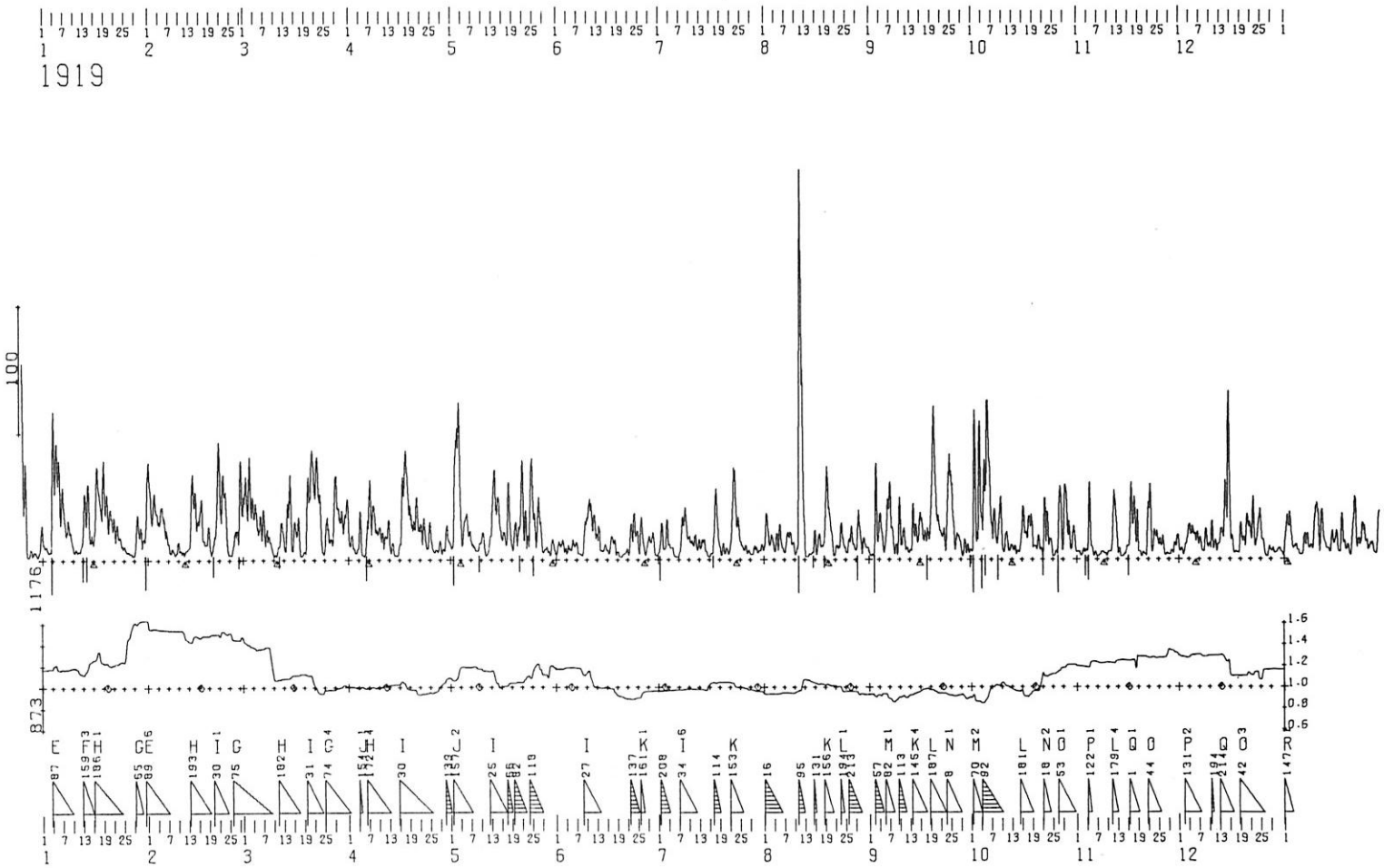
1919
100
1176
873
1.6
1.4
1.2
1.0
0.8
0.6

	JAN.				FEB.				MAR.				APR.				MAY				JUNE			
	N	S		M	N	S		M	N	S		M	N	S		M	N	S		M	N	S		M
1	8	14	12	10 C	52	44	59	36	59	49	52	56	17	13	11	18	16	10	9	18 K	15	7	7	15 CC
2	4	10	8	6QCC	45	44	36	53	58	55	31	82	6	10	9	8 CK	81	106	82	105	16	8	10	15 CK
3	42	39	7	74	33	30	36	28	37	44	36	45	6	8	6	9QC	99	74	124	48	13	5	9	10 CC
4	74	82	73	84	39	32	29	42	37	34	34	37	16	30	39	8	20	16	11	26	8	7	7	9 CC
5	72	65	66	71	33	30	34	29	27	23	27	24	5	4	4	5QCK	31	33	33	32	13	7	8	13 CC
6	43	42	27	58	16	21	24	13	35	27	25	37	30	24	19	34	17	23	19	22	16	10	12	14 CC
7	25	30	34	20	6	6	7	5QCC	25	17	22	21	53	33	55	31	11	12	11	12QCK	10	3	8	5QCC
8	24	25	22	27	7	8	10	5 CC	15	17	19	14Q	39	28	43	24	7	7	7	7QCC	6	3	4	5QCK
9	16	15	21	11	12	8	6	15 KK	8	8	11	5QCC	23	19	20	22	13	11	11	13 CK	29	22	22	29
10	6	9	6	9 CC	6	7	7	7QCK	3	4	4	3QCC	27	19	24	23	14	21	21	15 K	43	38	33	48
11	4	8	6	7QCC	4	10	7	6QCC	14	11	11	14 C	13	15	9	19	5	3	3	6QCC	31	33	40	24
12	10	16	11	16 C	6	11	7	9QCC	23	27	30	20	17	31	17	31	14	16	11	19	29	27	34	22
13	36	43	53	26	38	33	12	58	25	13	8	31	15	7	8	14 K	59	57	45	71	14	22	15	22
14	24	57	61	21	52	49	48	53	52	49	33	68	4	5	5	3QCC	41	52	43	50	10	3	6	7 CK
15	13	18	16	16	24	31	23	32	14	10	8	16 K	8	5	3	11 CC	24	26	28	21	12	8	12	9 CC
16	40	48	20	68	45	37	39	43	24	21	26	18	35	43	12	66	23	15	18	21	9	5	6	7 CC
17	49	52	56	45	15	13	16	12	24	15	34	5	67	74	63	79	41	28	11	58	21	11	20	12 K
18	64	41	34	71	16	23	12	27	5	5	4	6QCC	39	49	53	35	23	22	31	14	12	8	15	5 KK
19	49	41	38	52	9	7	9	7 C	20	34	6	49	33	26	36	23	18	17	7	28	5	3	5	2QCC
20	25	36	21	40	13	17	13	18	62	57	45	74	39	33	24	48	24	14	19	19	4	3	3	5QCC
21	31	30	33	27	64	76	56	84	62	73	82	53	28	24	30	22	57	41	27	71	8	6	5	10 CC
22	27	21	22	27	62	35	37	61	70	73	69	74	27	23	27	23	43	35	41	37	16	10	4	23 K
23	17	18	17	19	62	32	49	45	30	47	45	32	16	19	23	11	17	11	8	20	23	30	19	34
24	12	9	10	12 CK	9	8	14	4 C	5	5	6	4QC	23	17	9	30	59	68	46	81	24	17	18	23
25	5	9	8	6QCC	7	4	4	7QCC	26	26	28	24	10	12	14	8 C	31	26	32	25	22	11	8	26
26	6	6	7	6QCC	17	19	13	24	15	14	14	17	4	8	6	7QCC	31	35	17	50	17	14	21	10
27	2	5	4	4QCC	32	22	22	33	32	29	11	50	14	8	8	15 CC	22	19	28	13	10	5	4	11 CK
28	19	19	8	31	54	52	71	35	59	46	66	39	8	6	5	9QCC	8	6	6	9QCK	19	13	20	13
29	29	21	24	27					33	30	34	29	13	22	9	27	8	7	9	7QCC	13	17	18	13 K
30	11	15	9	18 K					39	23	31	31	15	14	16	13	10	9	4	15 KC	4	3	4	4QCC
31	48	40	23	66					37	43	41	39					11	6	12	6 CC				
	27.0				27.8				31.4				21.6				28.3				15.7			
		28.6				25.2				30.0				20.9				26.7				12.1		
			27.8				26.5				30.7				21.3				27.5				13.9	

	JULY				AUG.				SEP.				OCT.				NOV.				DEC.			
	N	S		M	N	S		M	N	S		M	N	S		M	N	S		M	N	S		M
1	23	14	8	29	31	19	15	34	5	3	4	5QCC	49	56	8	96	7	5	7	6 CC	8	8	7	10QCC
2	13	8	13	8 C	22	13	22	13	49	23	2	70	36	18	38	17	7	5	4	8 CC	8	6	4	11 CC
3	19	23	25	17	16	14	17	14 K	28	20	23	25	48	94	102	40	5	9	5	9 CK	19	22	15	26
4	14	8	12	10 CK	14	13	7	22 K	30	25	34	21	50	51	22	79	33	40	17	55	19	25	24	21
5	7	4	8	3QCC	16	22	12	26	10	10	5	16QK	91	93	58	126	7	8	11	4 C	19	24	23	20
6	3	2	2	3QCC	10	7	10	7QCK	48	42	48	42	45	61	77	29	3	7	6	3 CC	13	21	22	12
7	16	15	7	24	14	14	8	20 K	35	30	42	23	31	25	16	40	4	4	3	5QCC	10	14	17	7 CC
8	31	37	27	42	18	21	18	21	13	9	10	12 KK	21	14	17	18	5	8	7	6 CC	19	12	7	25 K
9	21	21	24	18	12	11	12	11QCK	28	25	4	50	39	33	35	37	4	4	5	3QCC	12	12	10	13 C
10	20	10	14	16	8	6	5	8 C	21	11	11	21	10	6	8	8 C	6	8	7	7 CC	20	20	9	31
11	13	16	11	18 K	130	231	131	230	16	11	20	8 K	16	16	22	11 K	27	32	13	45	11	13	10	14 K
12	13	11	9	15 CK	79	81	129	31	7	6	9	5QCC	12	8	7	12QCC	30	32	44	18	10	13	10	13 C
13	18	7	9	16 K	2	2	2	2QCK	24	26	8	43	10	9	8	12QCC	3	9	8	4 CK	26	22	25	23
14	14	9	16	8 CC	4	5	5	4QCC	23	18	19	23	5	6	4	6QCC	3	4	3	4QCC	36	45	35	47
15	5	3	6	3QCC	18	9	5	22 KK	22	25	15	33	17	15	9	23	9	8	6	12 CC	77	106	105	79
16	5	5	5	5QCK	12	6	8	11 C	28	21	34	15	42	21	42	21	26	43	14	56	12	16	15	14
17	39	35	18	56	18	13	21	10 K	17	20	23	14	22	30	18	34	41	36	27	50	4	8	6	6QCK
18	24	20	30	15	19	13	10	22	24	21	22	23	32	22	26	29	33	19	13	40	13	7	6	14 KK
19	13	5	8	10 CK	56	56	58	54	77	90	58	110	11	11	11	11 C	4	7	6	5QC	22	17	25	14
20	10	5	7	8 CC	29	27	35	21	49	60	75	35	12	14	9	17 KK	4	6	4	5QCC	28	20	16	31
21	10	4	8	7 CC	7	5	9	4 CK	33	24	34	22	6	10	7	8QC	27	7	4	30	28	27	29	26
22	28	28	14	42	13	7	12	9 CC	23	15	18	21	17	41	23	35	38	48	41	46	32	34	16	50
23	62	47	68	41	21	20	12	30	28	16	13	31	25	25	38	12	15	15	6	24	16	12	12	16
24	22	28	29	21	15	8	14	10 C	64	67	66	65	11	12	16	6 KC	16	18	18	17	35	34	29	40
25	13	10	13	10 CK	12	7	5	15 KK	40	47	60	27	5	5	3	8QCC	10	14	13	11 K	16	15	17	15
26	12	6	8	11 CC	19	18	13	24	15	14	7	22	24	27	4	47	13	12	19	6 KK	3	4	5	2QCC
27	5	7	6	6 CC	9	11	13	8 C	15	15	17	13	29	28	50	7	3	6	4	4 CC	8	8	8	8 CC
28	4	5	5	4QCC	25	25	11	39	8	6	3	10QCK	49	54	46	57	6	6	5	8 CC	7	9	6	9 CC
29	12	9	12	10 CC	12	13	21	4 K	12	11	12	12 KK	21	23	22	23	8	10	5	14 CC	6	6	5	7QCC
30	8	5	6	8 CC	15	14	18	12 C	6	7	5	8QCC	16	13	7	22	15	17	13	18 K	8	9	9	8 CC
31	11	10	13	8 CK	10	7	10	7QCC					17	10	20	7 K					4	6	6	4QCC
	16.4				22.1				26.6				26.4				13.7				17.7			
		13.4				23.1				24.0				27.4				14.9				19.2		
			14.9				22.7				25.3				26.9				14.3				18.4	

ANNUAL MEAN N 22.90 S 22.13 M 22.50

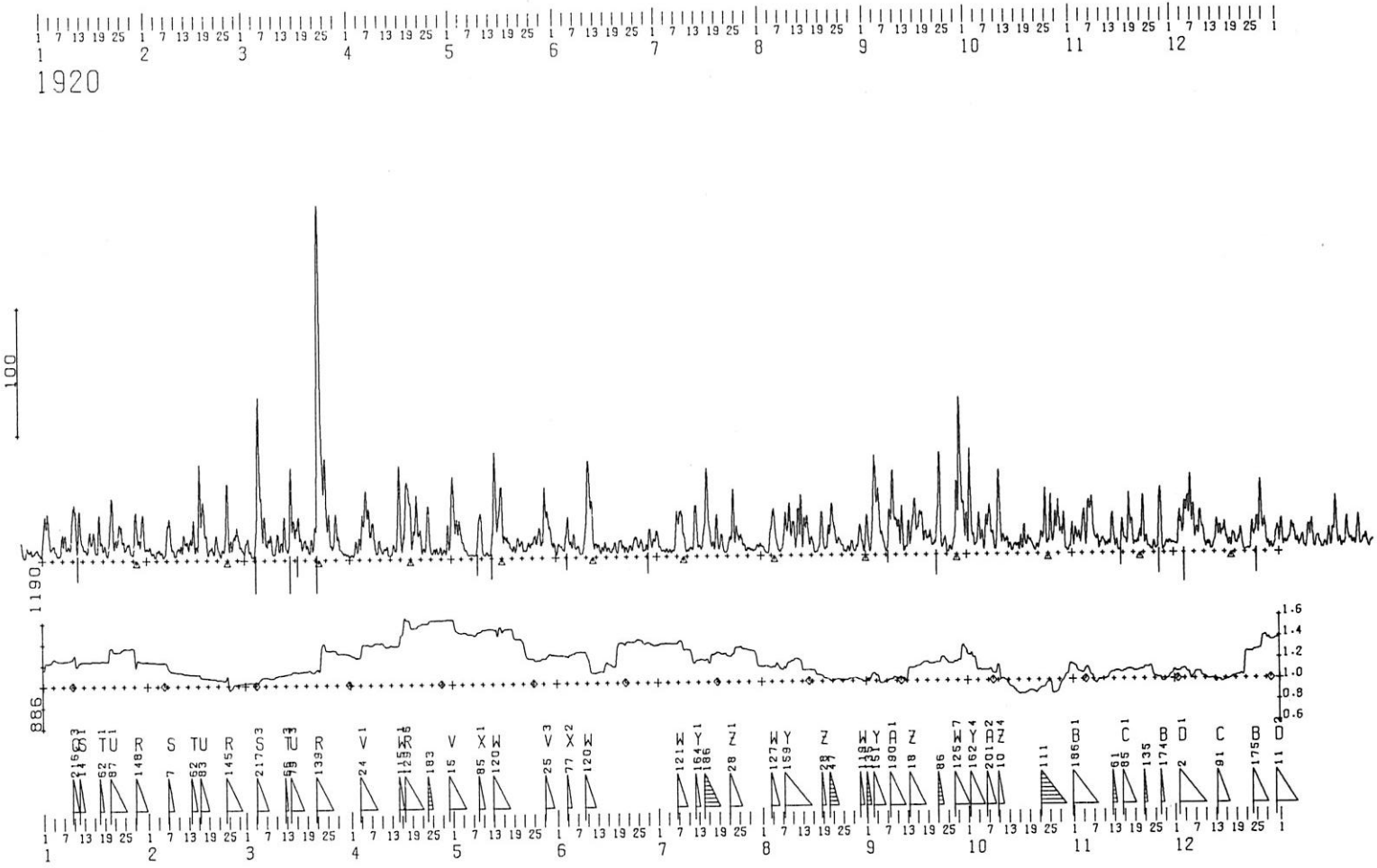
1920
100
1190
886
1.6
1.4
1.2
1.0
0.8
0.6

	JAN.				FEB.				MAR.				APR.				MAY				JUNE			
	N	S		M	N	S		M	N	S		M	N	S		M	N	S		M	N	S		M
1	24	30	19	35	12	9	9	11 CC	16	12	12	16 K	4	3	2	4QCC	51	54	62	43	9	5	2	12 CC
2	23	34	27	30	6	6	6	6QCC	8	8	8	7QCC	12	7	3	15 CC	28	23	27	23	11	6	9	8QCC
3	11	11	11	10 C	5	2	4	4QCC	2	3	2	3QCC	14	9	5	17 KK	28	22	30	19	13	6	5	14 C
4	7	12	12	7QCC	10	7	7	10 CC	58	35	15	78	23	21	8	35	12	10	13	9 CK	24	21	28	18
5	5	4	5	4QCC	4	7	7	3 CC	71	70	95	47	43	38	26	55	6	6	7	5 CC	12	7	12	8 C
6	11	12	4	19 KK	10	7	4	13 KK	35	24	24	34	43	27	32	38	4	3	3	4QCC	16	11	19	8 KK
7	14	18	11	21	31	26	28	29	13	11	13	10 C	19	25	19	26	2	3	3	2QCC	8	9	8	8 CC
8	8	13	9	12 CK	13	8	13	8 CK	24	13	17	20 K	12	12	16	8 KK	12	6	3	16 CK	4	2	3	3QCC
9	21	20	9	33	5	4	4	5QCC	6	4	6	5 CK	9	10	4	15 KK	35	28	32	31	17	13	8	22
10	41	38	40	40	8	10	9	10 CC	17	14	10	20 K	9	4	9	4 CC	5	4	5	3 CK	62	64	55	72
11	20	22	6	36	15	9	11	13 KK	13	7	7	14 CK	9	7	8	7QCC	4	4	4	4QCC	39	36	38	37
12	20	17	25	13	19	10	14	15 K	23	19	7	34	10	3	10	3 CC	3	5	3	5 CK	14	8	11	12 C
13	8	10	9	9QCC	15	10	9	16 KK	8	7	9	6 C	6	6	3	8QCC	66	37	19	84	8	10	8	10 CC
14	12	12	6	18 KK	24	15	13	26	41	44	12	74	10	7	11	6QC	36	32	42	26	6	5	3	9QCC
15	12	19	15	16	18	7	13	12 K	25	26	30	21	65	45	41	69	51	47	42	57	11	5	7	9 CC
16	11	16	20	6 KK	47	37	15	68	28	28	26	30	15	10	13	13 K	19	18	19	18	8	5	6	8 CC
17	24	18	6	36	47	31	34	43	14	16	15	15	48	41	30	59	14	12	14	12 K	6	4	4	6 CC
18	11	14	13	12 C	24	14	19	19	14	11	11	15 KK	46	54	57	44	12	8	12	8 CC	8	9	10	7QCC
19	5	13	8	10QCC	8	4	4	8 CC	8	11	9	10 CC	23	9	16	16	7	8	7	8 CC	10	5	3	12 CC
20	9	9	3	15 C	10	7	10	7 CC	11	12	6	17 KK	35	38	23	51	14	10	8	17 CC	13	8	14	7 CC
21	41	37	31	47	14	14	10	18 K	16	18	8	25	23	18	18	23	14	12	11	14 CC	11	4	7	8 CC
22	13	13	9	17 K	6	7	9	4 CC	137	163	31	269	12	4	7	9 CK	7	5	5	7QCC	7	3	4	7QCC
23	25	18	14	29	6	8	7	6QCC	147	157	214	90	18	15	6	27	12	6	7	12QCC	12	4	9	7 CC
24	16	19	22	14	44	29	14	60	66	66	52	80	28	22	40	10	12	9	9	11 CC	20	11	15	16 C
25	11	12	14	8 KK	20	12	17	14	39	24	31	32	8	4	4	7 CC	16	14	13	17 C	12	6	9	9 CC
26	12	15	14	13 CC	14	11	7	17 C	12	10	12	10 C	6	7	4	9 CC	18	13	11	19	13	7	15	6 CC
27	4	6	5	5QCC	25	17	16	26	24	21	11	33	10	5	5	10 CC	20	12	22	10	12	4	5	10 CC
28	24	31	16	38	12	14	16	10 K	17	17	17	17	5	3	3	5QCC	40	35	26	48	19	9	6	22 K
29	17	13	14	16	6	8	8	6QCC	8	6	7	6QCC	18	5	6	16 KK	35	28	35	28	16	7	12	11 C
30	25	31	19	36					5	4	4	5QCC	24	12	16	19	16	17	22	11	23	10	12	21
31	11	11	12	9 C					3	4	4	3QCC					10	8	13	6 CC				
	16.0				16.5				29.4				20.2				19.6				14.8			
		17.7				12.0				27.9				15.7				16.1				10.1		
			16.7				14.1				28.5				17.8				17.7				12.4	

	JULY				AUG.				SEP.				OCT.				NOV.				DEC.			
	N	S		M	N	S		M	N	S		M	N	S		M	N	S		M	N	S		M
1	15	8	16	8 KC	10	5	8	8 CC	24	21	27	17	50	35	12	73	13	11	10	14 K	7	8	7	8QCC
2	8	3	5	6QCC	3	2	3	2QCC	12	6	4	14 K	34	21	40	15	20	14	18	15	18	27	10	34
3	8	3	4	7QCC	13	10	2	21 KK	61	55	48	68	10	7	7	10QCK	16	10	11	16 K	27	18	25	20
4	6	2	3	6 CC	31	33	27	37	59	36	42	54	24	22	22	24	28	23	30	21	24	57	42	39
5	6	2	3	5 CC	16	12	19	9	29	14	24	19	12	15	14	14	30	27	15	42	48	43	36	56
6	25	13	7	31	5	3	5	3QCC	7	10	11	6QCC	18	22	9	31	48	32	35	45	41	28	30	39
7	34	32	30	35	15	8	6	16 C	12	7	5	15 K	33	32	30	36	17	15	19	13	16	17	12	21
8	22	26	31	17	28	26	35	19	43	43	32	54	19	14	18	15	8	11	12	7QKC	24	26	15	35
9	11	7	15	4 KK	23	35	38	20	40	39	52	27	12	7	4	15 K	14	8	9	12 CC	21	19	22	18
10	8	4	5	7 CC	28	20	23	26	26	27	25	28	51	49	65	35	8	9	11	5QCC	10	6	8	8 CK
11	10	7	6	10 C	13	10	6	17 K	30	18	9	39	15	11	10	16 C	11	8	8	11 CC	4	9	6	7QCC
12	32	36	41	28	55	31	37	49	6	3	4	6QC	14	12	11	14 KK	19	23	11	30	4	8	3	9QCC
13	10	7	7	10 CK	22	13	7	28	18	17	7	27 K	6	8	5	10 CC	15	8	14	9 C	19	18	13	24
14	13	12	7	18 K	25	24	21	28	18	15	10	23	5	5	3	7QCC	5	5	7	2QCC	18	20	16	21
15	49	48	27	70	17	10	13	14 K	34	34	32	36	9	8	8	9 CC	13	19	6	26 K	17	20	17	20
16	28	22	30	20	6	10	12	4 CC	25	25	22	28	14	4	5	14 KK	9	16	13	12 C	16	13	18	11
17	12	7	7	12 CK	4	2	3	4QCC	37	26	32	31	13	14	5	23 K	29	31	11	48	5	9	9	5 CC
18	16	26	9	34	20	14	7	27	16	14	11	19	12	8	9	11 CK	24	22	22	24	12	18	15	16 C
19	10	7	7	10 C	24	10	27	7	17	11	12	16	12	12	12	12 CC	8	8	6	10 CK	9	8	7	10 CC
20	12	10	17	5 KC	13	8	6	15 KK	13	9	15	8QCK	4	9	8	5QCC	13	12	9	15 KK	14	16	10	20 K
21	5	2	3	4QCC	28	22	16	34	10	9	9	10QC	4	8	4	7QCC	35	17	13	39	3	6	7	2 CK
22	16	9	11	14 KK	36	23	38	21	62	52	33	82	15	11	7	18 KK	19	11	18	12	3	4	3	3QCC
23	33	35	22	46	15	10	13	12 C	20	10	23	6	21	20	13	28	5	7	7	5QCC	6	8	2	12 KK
24	19	18	18	19	12	9	13	8 CC	9	13	12	10 CC	26	21	39	8	5	4	4	4QCC	16	20	20	17
25	17	12	14	15	8	4	8	4 CC	5	4	2	6 CC	23	35	11	48	5	7	9	4 CC	25	23	24	23
26	15	10	14	11 CK	7	3	2	8 CC	8	4	4	9QCC	20	14	10	23	29	26	6	50	45	35	34	47
27	6	4	4	6 CC	10	4	3	12QCC	28	28	13	44	38	20	24	33	18	20	36	2	27	20	19	28
28	5	6	5	5QCC	6	4	7	3QCC	77	83	34	125	29	19	28	20	7	9	6	10 CC	10	10	11	9 CK
29	6	3	5	4QCC	9	8	7	9 CK	56	54	67	44	20	24	21	23	9	9	8	10 CC	5	5	3	7 CC
30	11	4	5	10 CC	21	17	24	13 K	33	23	24	31	4	4	5	2QCK	6	10	8	8 CC	5	6	4	8QCC
31	9	8	7	10 CC	9	4	6	7 CK					16	10	7	19 KK					13	24	18	19
	15.4				17.2				27.8				18.9				16.2				16.5			
		12.7				12.6				23.7				16.1				14.3				17.8		
			14.0				14.8				25.7				17.3				15.1				17.0	

ANNUAL MEAN N 19.04 S 16.39 M 17.59

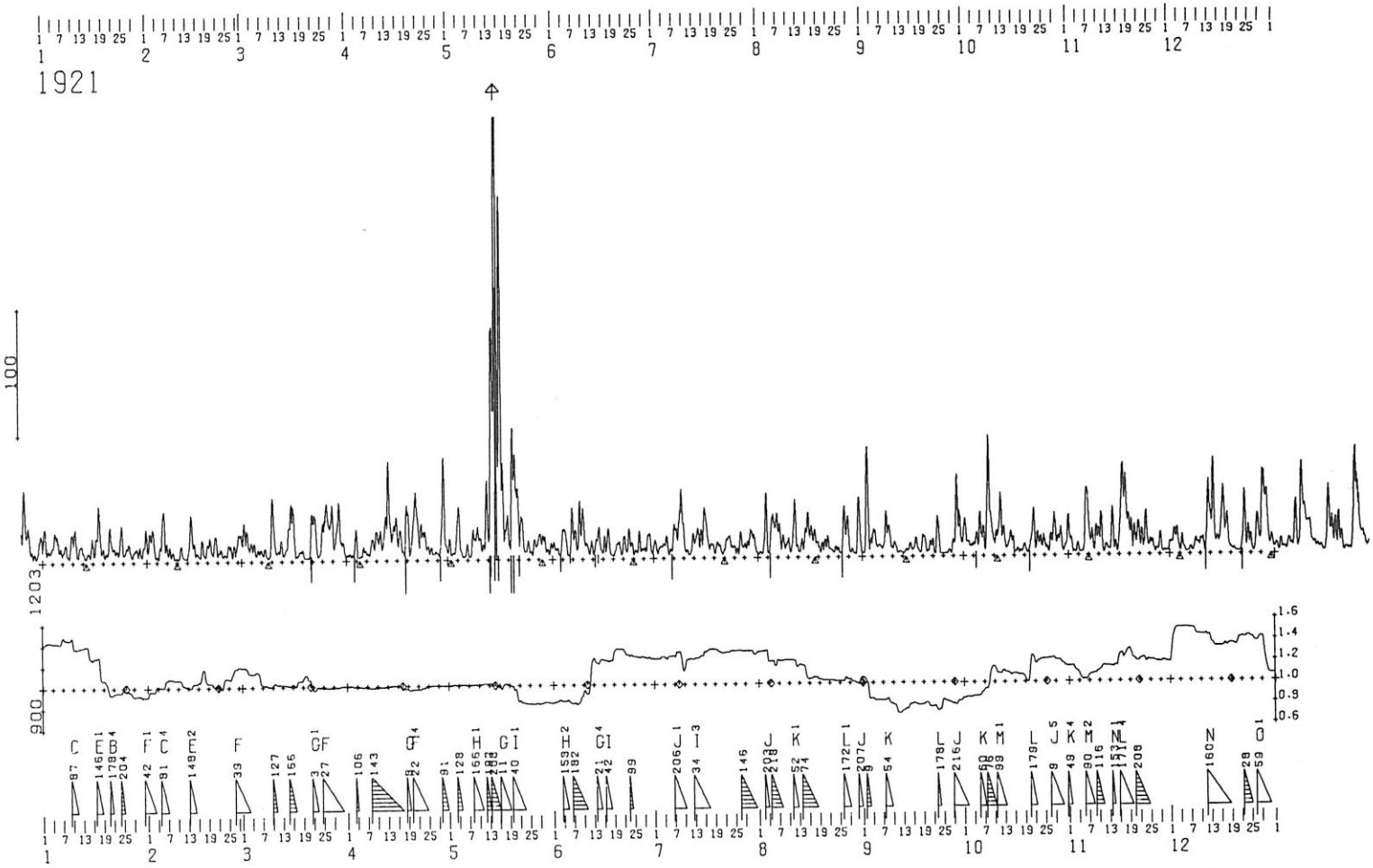
1921
100
1203
900
1.6
1.4
1.2
1.0
0.9
0.6

	JAN.				FEB.				MAR.				APR.				MAY				JUNE			
	N	S	M		N	S	M		N	S	M		N	S	M		N	S	M		N	S	M	
1	23	19	15	27	15	16	8	23	18	24	12	29	4	6	5	5 CC	10	11	9	13 KC	13	8	14	7 CC
2	8	8	5	10QCK	25	16	17	24	17	19	18	18	6	4	4	5 CC	6	5	5	6 CC	8	7	9	5 CC
3	5	12	7	10 CC	9	6	10	4 CK	12	12	8	15 CK	19	13	7	25 K	25	14	8	31	13	8	4	17 KK
4	18	18	14	22	8	6	2	11 CK	10	12	8	14 CC	2	3	3	2QCK	26	19	37	8	25	19	23	21
5	13	19	18	15	25	29	17	37	8	6	4	10QCC	8	4	4	8QCC	4	2	4	2QCC	8	4	8	4QCK
6	8	9	9	9 CC	25	10	20	15	6	9	6	9 CC	7	7	7	7 CC	11	6	4	13QCC	31	16	5	41
7	11	11	8	14 CC	10	5	5	10 CC	8	7	4	11 CC	4	6	6	3QCC	3	2	2	3QCK	23	15	15	23
8	5	6	6	5QCC	5	6	5	7QCC	3	4	4	2QCC	15	14	12	17 C	12	23	19	15 K	29	16	7	37
9	19	12	9	22 K	3	3	2	4QCC	22	12	4	30	19	12	8	23	23	19	15	26	29	24	21	32
10	23	20	16	26	7	4	2	8 CC	27	30	44	13	22	13	16	19	14	17	15	16	27	12	29	10
11	5	5	4	6 CK	9	5	10	4 CC	6	7	6	8 CC	15	11	15	10 K	9	10	10	9 C	9	9	12	6 CC
12	12	11	12	12 CC	3	2	3	2QCC	11	11	6	17 KC	30	25	25	30	39	38	47	30	9	11	10	10 KC
13	5	5	6	4QCC	20	17	7	29	4	6	4	6 CC	50	56	73	32	115	83	17	181	10	7	4	12 CK
14	6	6	6	6QCC	22	16	25	13	23	13	10	26	21	18	15	25	179	211	117	273	22	19	15	25
15	15	10	5	20 KK	9	5	7	8 CC	25	39	26	39	26	30	23	33	243	271	441	73	7	6	9	5QC
16	13	11	5	19 K	5	3	5	3QCC	20	28	38	11	23	12	11	24	183	178	266	95	9	15	18	6 KK
17	28	30	17	41	15	9	18	6 KC	4	5	3	5QCC	14	7	15	7 KK	34	51	66	19	19	17	20	16 K
18	15	9	15	8 C	9	6	4	11 CC	8	7	8	8 CC	20	29	5	44	25	28	25	28	4	3	4	3QCC
19	7	6	7	6 CC	16	12	12	16 K	6	3	6	2QCC	21	19	34	5	57	21	11	66	6	5	3	8QCC
20	18	11	5	24 K	10	7	6	10 CK	2	2	2	2QCC	26	17	13	30	81	66	63	83	18	9	12	14 KC
21	14	13	17	10 K	15	12	20	7 KK	19	23	4	38	40	44	47	37	51	46	54	44	8	4	6	6 CK
22	10	8	11	6QCC	9	10	8	11 CC	38	26	31	33	30	18	24	24	30	21	18	32	14	11	18	7 KC
23	9	10	10	9 CK	3	6	4	4QCC	5	6	7	4 CK	20	20	18	22	15	11	20	6 K	22	10	10	23 K
24	16	25	22	18	5	6	6	5 CC	20	13	6	26	13	15	19	9	13	8	6	15 CC	12	8	10	10 CK
25	9	6	5	9 CK	16	10	14	13 CC	43	21	23	40	10	7	11	6 CC	6	6	5	7QCC	5	6	4	6QCC
26	11	14	10	15 CC	6	10	3	13 KC	32	30	35	27	9	4	8	5QCC	14	8	6	16 CC	17	11	5	22 K
27	6	5	6	5 CC	8	11	6	13 CK	41	29	29	40	6	6	7	5QCC	17	11	11	16 C	7	6	6	7 CK
28	10	7	8	9 CC	21	21	21	21	13	11	9	15 C	8	6	4	10 C	18	14	20	12	10	5	9	6 CK
29	11	7	7	11 CC					46	25	29	42	51	57	39	69	18	15	15	18 K	24	15	19	20 K
30	10	4	5	9 CC					16	13	15	14	11	10	12	8 C	6	7	5	7QCK	7	4	5	6 CK
31	18	16	12	22 K					8	4	9	4 CC					11	7	6	11 CC				
	12.3				11.9				16.8				18.2				41.9				14.8			
		11.4				9.6				14.8				16.5				39.5				10.4		
			11.7				10.6				15.6				17.2				40.5				12.4	

	JULY				AUG.				SEP.				OCT.				NOV.				DEC.			
	N	S	M		N	S	M		N	S	M		N	S	M		N	S	M		N	S	M	
1	12	11	12	11 CK	4	3	3	4QCC	5	4	3	6 C	26	23	28	21	15	16	17	15	10	11	10	10 CK
2	8	5	4	9QCC	10	7	4	13 C	53	68	76	46	11	10	12	9 CK	3	4	2	4QCC	15	21	21	15
3	11	10	10	10 CC	33	29	49	13	12	10	6	15 K	9	9	8	11QCC	8	6	3	11QCC	15	12	19	7 KK
4	17	13	11	18 C	14	12	4	22 K	25	15	19	21	14	14	10	19 K	2	4	3	3QCC	8	11	6	13 CC
5	7	5	6	6 CC	29	30	31	28	11	6	9	9 CK	24	18	10	31	17	11	4	24	4	4	6	2 CC
6	14	7	5	16 KK	25	28	27	25	10	7	9	8 CC	27	15	18	24	45	47	54	38	3	4	3	4QCC
7	27	18	22	23	18	20	25	13	16	12	8	19 K	26	11	8	29	19	13	14	17	4	6	6	4QCC
8	28	31	20	38	12	14	16	11 CK	36	16	28	24	64	68	95	37	14	8	11	11 K	10	12	8	13 CC
9	35	37	44	28	12	10	10	12QCC	13	11	16	8 K	25	17	27	15	24	18	20	22	7	11	10	7 CC
10	7	8	9	6 CK	9	5	9	4 CC	9	10	9	10 CC	12	18	10	20	22	21	13	29	15	14	14	15 C
11	3	4	4	3QCC	33	21	12	41	5	4	5	4QCC	31	30	21	40	5	4	3	6 CK	10	11	3	18 K
12	14	12	7	20 KK	19	12	21	10	4	4	4	4QCC	34	18	29	23	6	7	8	5 CC	57	35	55	37
13	13	18	13	18	9	7	4	11 CC	5	3	2	5QCC	9	9	12	6 CK	17	18	5	30	57	47	28	76
14	21	11	21	11	13	11	11	13 KK	5	6	5	6 CC	14	13	10	16 CK	15	12	15	12 K	15	13	17	12
15	28	17	21	24	25	29	19	36	9	8	11	6 CC	17	10	12	15 KK	9	6	3	12 C	10	18	13	15
16	30	31	35	25	23	20	18	25	13	9	7	15 CC	5	4	4	4QCK	54	45	28	71	46	42	39	50
17	11	11	11	11 C	17	17	13	22	7	7	9	5 CC	4	6	5	5QCC	67	47	50	65	33	21	22	31
18	10	11	11	10QCC	9	13	11	12 CK	10	7	4	13 CC	6	7	4	9QCC	35	25	27	33	10	9	13	6 C
19	9	8	4	13 CC	9	5	8	6 CC	15	13	15	13 K	4	6	7	3QCC	18	21	18	20	5	5	5	5QCC
20	13	7	9	11 CC	12	10	9	13 KC	3	5	4	4 CC	8	8	4	12 CK	11	21	16	15	3	3	3	3QCC
21	5	4	4	5QCC	14	10	8	16 KK	15	12	13	14 CC	32	26	20	38	23	19	16	26	2	3	2	3QCC
22	12	12	10	14 CC	6	7	7	6 CC	5	3	4	3 CK	15	11	6	20 K	15	15	9	20	21	19	13	28
23	19	11	17	13	5	4	4	4QCC	28	18	32	14 K	15	12	10	16 CK	25	17	10	32	36	19	40	14
24	11	8	11	8 CK	10	6	8	8 CC	2	2	2	2QCC	7	14	8	14 CK	10	14	16	7 C	17	16	18	16 K
25	11	4	7	8QCC	3	4	4	3QCK	3	2	2	3QCC	9	8	10	7 CC	12	12	12	12 KC	6	4	6	3 CC
26	17	7	3	21 KK	30	29	28	31	4	4	2	6 CC	10	11	4	18 KC	2	6	6	2 CC	17	24	9	32
27	10	8	9	9 CK	27	22	24	25	10	5	3	12 CC	27	19	11	34	5	7	6	7QCK	16	17	19	14
28	15	8	11	13 CC	5	5	4	5 CK	25	24	11	37	20	12	17	14	13	8	18	3 KK	66	51	51	67
29	18	14	10	23	5	2	4	3QCC	43	35	46	32	21	13	14	20 K	3	4	4	4QCC	43	44	49	38
30	18	16	17	17	27	27	8	47	14	13	14	12 C	7	5	6	6 CK	5	5	4	6 CC	16	11	15	11 K
31	6	7	9	4 CC	15	11	21	4 K					22	18	9	30					9	10	12	6 CC
	14.9				15.5				13.7				17.9				17.3				18.9			
		12.0				13.8				11.4				14.9				15.4				17.0		
			13.3				14.6				12.4				16.2				16.2				17.8	

ANNUAL MEAN N 17.84 S 15.56 M 16.55

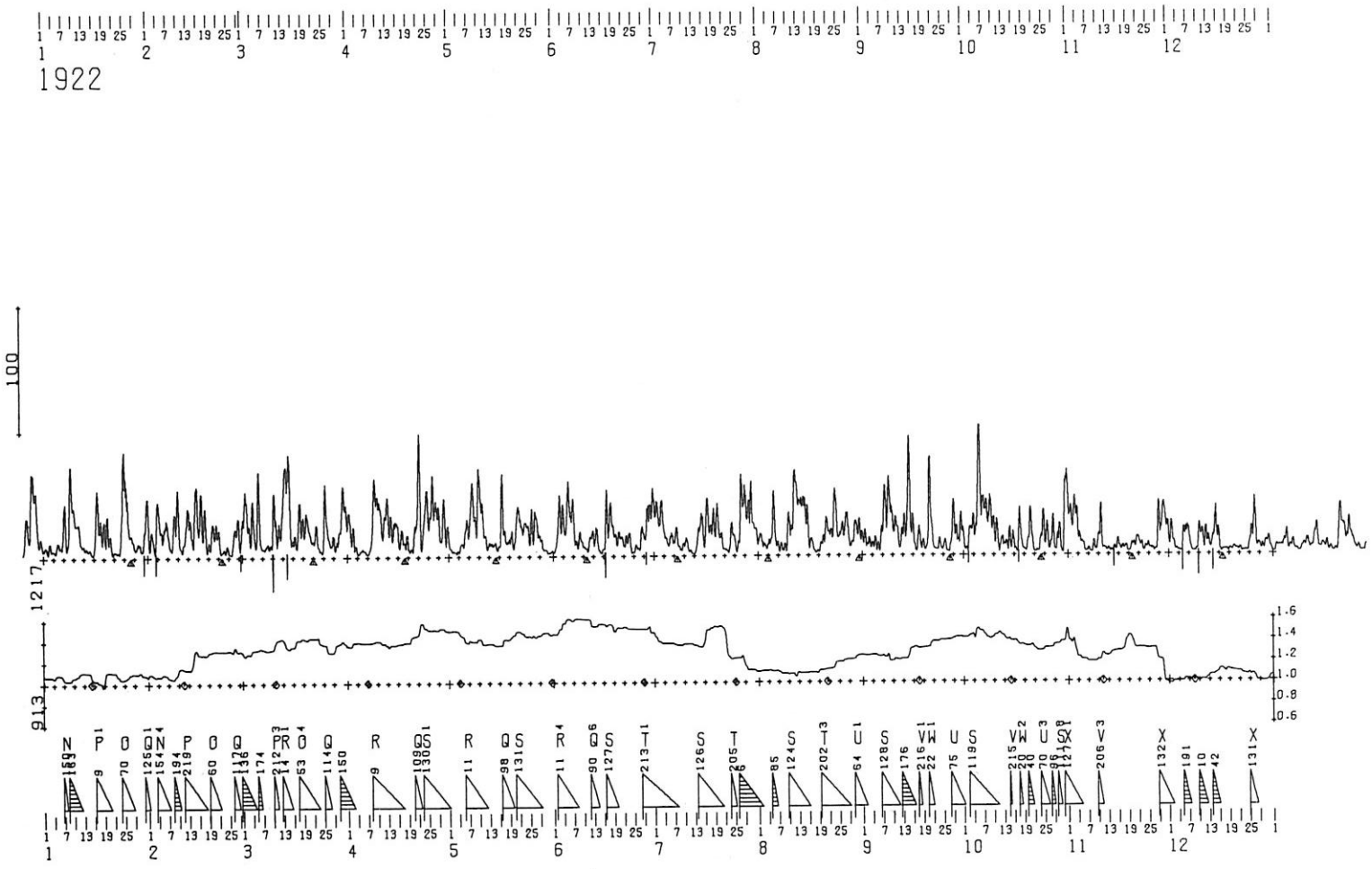
1922
100
1217
913
1.6
1.4
1.2
1.0
0.8
0.6

	JAN.				FEB.				MAR.				APR.				MAY				JUNE			
	N	S	M		N	S	M		N	S	M		N	S	M		N	S	M		N	S	M	
1	5	11	8	8 C	16	9	10	15 K	38	39	24	53	38	25	35	28	8	7	9	6 CC	6	5	3	8 CC
2	8	8	3	13 CC	14	9	16	7 CK	33	30	40	23	18	15	9	24	4	4	4	4QCC	31	25	17	39
3	4	7	5	6QCC	22	32	9	45	29	20	9	40	6	8	7	6 CK	4	4	3	5QCC	29	39	26	42
4	7	7	6	8QCC	32	20	32	20	14	22	25	11	3	4	2	5QCC	8	8	5	11 CC	18	22	20	20
5	7	13	12	8 CC	14	20	12	23	46	41	19	68	5	6	6	5QCC	16	13	10	19	46	43	50	39
6	11	13	8	17 K	26	21	23	24	9	9	11	7 C	3	4	5	2QCC	20	23	25	18	39	34	30	43
7	25	25	44	6	8	11	13	6QCK	6	8	7	8QCC	5	5	4	6QCC	45	33	29	48	21	14	22	13
8	45	27	11	60	26	20	11	35	8	9	10	7QCC	32	33	16	49	38	39	47	30	13	11	7	16 KK
9	51	37	48	40	43	30	18	55	10	8	11	7QC	50	47	49	49	41	44	15	70	12	12	13	11 CK
10	31	23	28	26	12	8	12	8 C	34	47	51	30	40	40	43	38	44	39	49	35	7	8	9	7QCC
11	23	18	25	16	6	9	4	11QCK	22	13	8	27	21	20	16	26	26	17	26	17	10	7	4	14QKK
12	10	10	10	9 CC	34	30	24	40	28	21	14	35	41	37	30	48	10	8	9	9 CC	19	17	15	21
13	6	8	6	9 CC	24	22	28	17	60	71	60	72	30	24	21	33	10	11	11	10 CC	14	18	8	23
14	5	7	5	7 CC	23	21	10	33	69	66	60	75	20	20	13	27	11	11	10	11 CC	12	5	13	4 CK
15	4	3	3	3QCC	43	35	57	21	15	14	17	12	19	31	26	24	8	6	6	8QCC	4	4	2	5QCC
16	29	30	12	47	43	31	23	51	11	16	12	15 KK	14	10	9	14 C	39	32	8	63	27	20	7	40
17	29	29	33	24	28	23	13	37	29	25	11	43	15	15	20	11 K	16	22	18	19	36	18	23	32
18	24	17	16	25	16	4	12	8 K	32	20	23	29	11	13	6	18 KK	12	12	10	13 CK	33	28	36	25
19	25	18	13	30	14	10	8	16 K	24	26	15	35	4	7	6	4QCK	17	15	11	21 K	17	13	15	15
20	17	14	13	18	19	22	25	16	22	26	28	20	14	10	6	18 KK	12	7	6	13 C	18	12	13	17
21	5	4	4	4QCC	27	15	23	19	10	16	13	13 K	24	33	24	32	43	28	35	36	15	13	16	12 K
22	3	5	4	4QCC	9	5	9	4 CK	19	18	11	26	47	59	98	8	26	25	30	21	12	13	8	17 KK
23	8	6	5	9 CK	4	6	5	5QCC	10	7	10	7QCK	21	20	13	28	25	23	21	27	18	12	11	19 K
24	54	58	31	82	6	8	8	6QCC	5	4	4	5QC	43	45	47	42	21	21	23	19	5	4	6	3QCC
25	45	54	60	38	3	2	2	3QCC	44	39	52	31	26	29	24	32	24	23	13	34	7	7	4	10QCC
26	26	15	23	18	18	19	15	23	13	15	17	11	51	49	63	37	21	28	17	32	6	6	7	5 CK
27	13	12	13	12 CK	24	24	20	28	15	12	9	18 KK	34	41	37	38	20	23	24	18	24	16	22	18
28	9	7	6	10 CC	15	14	5	24	8	8	6	10 CK	15	16	19	12	13	13	12	14 KK	22	13	14	21
29	9	11	10	10 CC					16	14	9	21	28	39	32	35	4	6	5	5 CC	39	43	41	42
30	10	9	5	14 KK					51	39	35	55	17	16	8	24	5	2	5	3QCC	36	42	31	47
31	32	40	25	47					40	26	36	29					4	4	3	5QCC				
	18.6				20.3				24.8				23.2				19.1				19.8			
		17.7				17.2				23.6				24.0				17.8				17.6		
			18.0				18.6				24.1				23.5				18.3				18.6	

	JULY				AUG.				SEP.				OCT.				NOV.				DEC.			
	N	S	M		N	S	M		N	S	M		N	S	M		N	S	M		N	S	M	
1	29	49	37	41	18	14	15	17	13	15	10	18	7	7	6	7QCK	38	34	33	38	15	19	9	26
2	22	32	27	27	7	10	9	8QCC	6	12	10	8QCK	14	12	4	23 KK	33	34	22	45	10	10	11	9 CK
3	29	40	45	24	11	7	8	10QCC	13	10	13	11 KC	31	22	20	33	35	32	31	35	4	5	6	4QCC
4	12	15	14	13 C	10	13	10	14 K	10	13	7	16 KC	18	19	15	22	13	16	18	10	3	4	4	3 CK
5	12	13	8	16 CK	29	36	30	36	5	9	4	10 CK	81	86	63	103	8	10	9	9 CC	12	25	21	16
6	13	13	16	10 K	12	11	10	12 C	13	15	7	22	43	35	30	48	3	4	3	4QCC	23	18	18	23
7	16	22	16	21	7	7	3	11 CC	35	54	42	47	41	39	37	43	5	4	6	3QCC	8	8	11	5 CK
8	5	8	8	5QCK	8	7	4	10 CC	46	43	26	63	46	27	25	48	6	10	4	12 CC	3	4	3	4QCC
9	9	7	5	11 CC	19	12	4	28	33	39	39	33	29	25	24	30	8	9	4	13 CC	6	12	5	14 KK
10	12	13	13	13 CC	24	24	28	20	21	27	18	30	24	16	11	29	30	30	19	41	18	24	20	21
11	6	4	5	6QCC	52	46	31	68	12	21	22	10	8	8	9	7 C	5	7	5	7 C	20	11	12	19
12	2	2	2	2QCC	46	52	58	40	14	15	9	21	6	16	14	8 KK	5	4	4	5 CC	12	14	11	17 KK
13	8	7	4	11 CK	40	45	44	41	24	21	31	14	12	11	11	12 CC	5	5	5	5QCC	11	7	6	11 CK
14	25	22	23	24	37	54	47	44	81	53	39	95	13	14	5	22 KK	3	8	3	8 CC	23	23	15	31
15	19	22	33	9	20	33	24	29	28	27	22	33	9	15	8	16 KK	7	11	4	14 KC	19	22	21	21
16	31	35	19	47	8	14	8	14 C	5	11	11	5 C	3	7	7	3QCK	2	10	8	4 CC	4	4	4	3QCK
17	20	25	20	25	5	7	7	4QCC	12	19	8	24 K	20	24	19	25	5	9	8	6 CC	3	6	4	4 CC
18	27	26	22	30	4	4	3	4QCC	10	9	9	10 CK	6	11	12	5QCK	5	8	9	4QCC	2	5	5	2 CC
19	26	32	15	42	6	10	7	9 CC	7	6	7	6 CC	4	7	4	6QCC	4	7	3	8 CC	5	5	6	4 CC
20	18	18	18	18	19	14	17	16	44	42	11	75	29	23	13	38	7	12	8	10 CC	5	7	6	5 CC
21	8	8	10	5QCK	21	26	28	19	23	26	29	20	11	10	16	4 K	13	14	12	15 CC	4	5	6	4 CC
22	6	4	6	4QCC	16	21	16	20	4	6	6	5QCK	4	4	3	5QCC	10	11	11	9 CC	3	5	6	2QCC
23	14	10	3	20 KK	33	44	28	49	5	13	5	13QCC	9	9	3	14 CC	5	5	6	3 CC	3	5	4	4QCC
24	20	16	19	17	22	25	32	15	6	6	7	5QCC	26	23	15	34	6	11	8	9 CC	5	7	3	9 CC
25	8	7	9	5 CK	19	22	16	25	8	11	10	9 CC	19	18	10	27	5	7	6	7 CC	12	20	13	20
26	41	28	11	58	23	18	17	24	3	4	3	4QCC	8	9	6	10 C	4	6	6	4QCC	32	29	27	33
27	41	41	38	44	25	29	35	19	22	24	11	35	17	23	17	23 K	16	17	5	28	7	10	6	10 C
28	33	47	47	33	8	12	7	12QCK	24	27	27	24	12	7	4	15 K	25	25	29	22	7	8	7	8 CC
29	45	45	34	57	21	20	13	28	10	13	13	10 C	14	20	18	16 K	44	35	42	37	9	8	5	12 CC
30	28	22	26	23	23	25	21	27	31	24	34	22	16	13	2	26	24	24	22	26	10	14	10	14 CC
31	13	19	22	9	19	16	16	19					72	47	62	58					4	6	7	3 CC
	19.3				19.7				18.9				21.0				12.6				9.7			
		21.0				21.9				20.6				19.6				13.9				11.3		
			20.0				20.7				19.7				20.1				13.1				10.4	

ANNUAL MEAN N 18.92 S 18.84 M 18.76

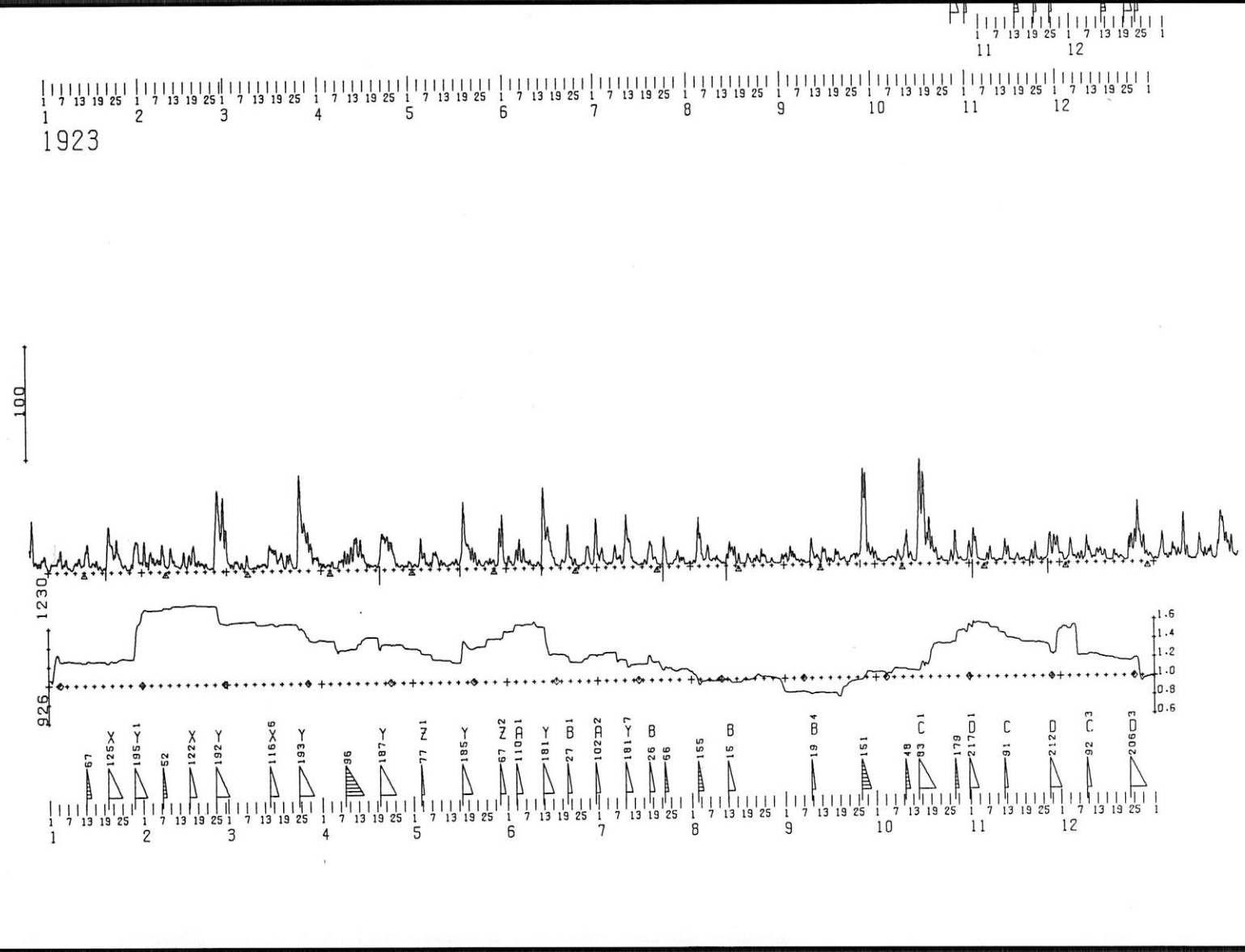
1923
100
1230
926
1.6
1.4
1.2
1.0
0.8
0.6

	JAN.				FEB.				MAR.				APR.				MAY				JUNE			
	N	S	M		N	S	M		N	S	M		N	S	M		N	S	M		N	S	M	
1	4	5	2	6 CC	18	16	6	27 K	12	6	10	8 CC	6	4	4	6 CC	5	3	3	4QCK	7	7	2	12 CC
2	6	9	8	7 CC	8	8	7	9 CK	6	5	4	7 CC	4	3	3	4QCC	3	4	4	3 CC	6	5	7	5 CC
3	7	8	7	8 CC	10	11	4	16 CK	5	6	2	9 CC	4	6	4	5 CC	19	15	6	27 K	4	5	3	6 CC
4	11	16	13	15 K	17	10	13	13 KK	6	9	7	8 CC	5	7	4	8 CC	12	11	11	11 C	6	18	16	8 C
5	7	10	13	5 CK	6	9	6	9 CC	6	2	3	6 CC	2	2	2	2QCC	10	9	12	7 CC	12	21	26	8 K
6	11	9	7	12 CC	9	10	11	9 CC	5	2	4	3 CC	5	3	2	5 CC	4	5	4	5 CC	13	10	7	17 KC
7	4	6	5	4QCC	16	15	6	24 K	8	10	4	14 CC	8	8	8	8 CC	9	4	4	9 CC	8	4	6	7 CC
8	3	3	4	2QCC	11	10	14	6 CK	3	4	4	2QCC	12	11	7	16 KC	16	13	13	16 K	7	6	4	8 CC
9	4	7	4	7 CC	2	6	4	4QCK	2	3	2	3QCC	14	7	6	15 CK	7	8	10	5 CC	2	3	3	2QCC
10	9	9	9	9 CC	14	19	15	17 K	3	3	3	2QCC	15	9	5	18 KK	4	8	4	8 CC	4	2	4	2QCC
11	6	12	10	8 CC	8	10	8	10 CC	3	6	6	3QCC	19	10	12	17	5	5	4	5 CC	5	5	5	4 CC
12	5	9	7	7 CK	4	6	6	5QCC	6	6	5	6 CC	25	27	23	29	4	3	3	4QCC	10	8	2	15 K
13	19	20	17	23	3	4	4	3QCC	5	7	5	6 CC	15	18	13	20	5	4	4	4QCC	54	63	72	46
14	13	8	14	6 CK	14	9	7	16 KK	11	9	3	16 KK	19	13	18	14	5	7	7	5 CC	29	36	28	37
15	6	9	5	9 CC	5	4	6	4 CK	16	21	18	19	9	8	10	7 CC	6	7	5	8 CC	19	21	23	16
16	8	9	7	9 CC	8	13	6	15 CC	16	16	16	16	2	6	2	6 CC	4	5	4	6 CC	12	9	11	10 CC
17	6	4	6	5 CC	16	11	7	20 K	13	10	16	7 KK	4	4	4	4QCC	37	24	13	48	4	3	3	3QCC
18	3	5	6	2QCC	12	13	19	7 KK	13	11	9	14 CC	4	4	4	4 CC	38	31	47	22	3	2	2	3QCC
19	2	5	3	5QCC	7	8	4	10 CC	7	9	12	5 CC	4	2	3	3 CC	17	23	22	17	6	5	5	6 CC
20	20	25	8	37	7	6	5	8 CC	10	5	2	13 KK	14	21	10	25	20	10	11	19 K	9	8	5	11 C
21	29	25	30	24	5	5	7	3QCC	8	13	6	15 CK	31	29	30	30	11	10	6	15 CK	27	28	37	18
22	22	13	22	14	7	4	8	3 CC	5	6	7	4 CC	27	28	25	30	7	4	4	6QCC	7	9	9	7 CK
23	21	21	15	26	2	2	2	2QCC	2	3	2	3QCC	18	21	18	22	6	5	7	4 CC	7	4	3	8 CC
24	13	15	15	13	4	3	4	4 CK	47	39	12	74	22	16	24	13	4	3	2	4QCC	3	2	3	2QCC
25	4	7	6	4 CC	48	56	36	68	42	62	62	42	6	8	11	3 CC	7	6	7	6 CC	2	2	2	2 CC
26	5	6	6	5 CC	37	54	52	38	28	43	37	36	5	4	5	3QCC	6	7	4	9 CC	5	3	4	4 CC
27	2	3	2	3QCC	49	48	33	65	25	34	24	35	3	5	3	5QCC	9	5	6	8 CC	15	13	10	18 K
28	4	7	3	7 CK	31	27	22	36	15	24	21	18	4	2	3	3 CC	4	2	4	3 CC	14	9	16	7 CK
29	17	22	16	23					11	10	9	12 KK	6	4	3	7 CC	26	13	4	36	4	4	3	4 CK
30	22	23	27	18					8	12	11	9 CC	4	5	6	3 CC	31	30	19	42	33	26	19	40
31	8	10	9	9 CK					8	7	9	6 CC					8	7	9	5 C				
	9.7				13.5				11.5				10.5				11.2				11.2			
		10.9				14.1				13.0				9.9				9.4				11.4		
			10.2				13.7				12.1				10.0				10.1				11.1	

	JULY				AUG.				SEP.				OCT.				NOV.				DEC.			
	N	S	M		N	S	M		N	S	M		N	S	M		N	S	M		N	S	M	
1	11	9	13	6 CC	2	3	2	3QCC	9	10	10	9 CC	6	8	10	4 CC	9	9	14	5 C	8	9	8	8 CC
2	13	14	13	15 K	7	4	5	6 CK	7	7	4	9 CK	2	5	5	3QCC	27	24	32	19	4	4	4	3QCC
3	6	4	6	5 CC	33	29	32	30	15	9	12	13 KK	2	4	3	3QCC	12	10	17	5 CK	5	4	3	7 CC
4	4	4	3	4 CC	20	17	27	11	6	8	7	7 CC	2	4	3	3 CC	4	4	4	4 CC	17	16	15	19 K
5	4	4	4	3QCC	6	6	5	7 CC	5	5	5	5 CC	6	6	6	5 CC	4	3	4	3QCC	5	7	6	6 CC
6	13	9	6	15 CC	13	17	12	18 C	4	5	4	4 CC	7	7	7	7 CC	6	7	3	9 CC	4	7	5	6 CC
7	12	11	16	7 KC	6	5	6	5 CC	2	5	3	4QCC	3	6	6	3 CC	11	7	3	15 CC	4	6	6	4QCC
8	10	8	8	10 CC	8	5	6	7 CC	2	3	2	3QCC	7	11	9	9 CC	5	4	5	4 CC	4	9	9	3 CC
9	4	6	3	7 CK	6	8	5	10 CC	11	8	2	17 KK	7	3	6	4 CC	4	4	5	3 CC	12	12	5	19 KK
10	33	34	26	42	6	4	6	5 CC	11	15	16	10 KK	11	14	6	18 CK	3	4	2	4QCC	12	15	15	12 KK
11	25	23	26	23	5	2	3	4 CC	7	8	6	9 CC	18	21	24	15	3	4	3	4 CC	5	6	8	4 CC
12	9	11	12	7 KK	6	4	2	7 CC	4	6	6	4 CC	10	7	8	9 CK	18	12	7	22 K	5	6	6	5 CC
13	4	5	6	4 CC	18	9	7	19 KK	11	8	2	16 KC	3	4	4	3 CC	13	10	7	16 CK	9	13	12	10 CC
14	2	3	3	2QCC	14	15	12	17	13	11	13	10 CC	11	4	2	12 K	4	4	4	4 CC	9	11	10	10 CC
15	4	2	2	4QCC	12	12	9	16 KK	5	5	2	7 CC	76	59	42	93	3	3	3	3QCC	10	7	6	12 CC
16	6	3	2	7 CC	6	4	2	8 CC	3	5	5	3QCC	67	57	43	82	6	6	4	7 CC	4	4	4	3 CC
17	6	5	2	9 CC	6	2	6	2 CC	7	6	3	11 CC	32	38	52	18	5	3	5	3 CC	3	3	3	3QCC
18	21	16	16	21	2	2	2	2QCC	12	10	9	12 CC	32	34	24	41	2	4	4	3 CC	6	6	2	10 CC
19	14	8	15	8 KK	8	4	2	10 CC	4	4	4	4 CC	17	21	13	24	5	3	5	2 CC	6	8	6	8 CC
20	7	6	9	4 CC	7	6	6	6 CC	7	6	5	7 CC	12	10	10	12 C	2	2	2	2QCC	5	4	4	4 CC
21	3	2	3	2QCC	4	3	2	5QCC	3	2	3	2QCC	5	7	9	3 CC	7	11	6	11 CC	4	6	5	4QCC
22	6	4	2	8 CK	9	6	5	9 CC	5	4	3	5QCC	5	5	3	6 CC	11	7	4	15 CK	3	2	3	2QCC
23	22	16	23	15 K	5	3	5	3 CC	9	6	7	9 CC	3	3	3	3QCC	6	6	9	4 CC	11	11	3	19 KK
24	3	2	3	2QCC	8	10	11	7 CC	13	6	9	10 CC	2	3	3	2QCC	5	3	3	5 CC	14	23	13	24
25	3	3	3	3 CC	12	8	11	9 CC	7	8	6	9 CC	5	5	2	7 CC	4	2	2	4QCC	22	18	11	29
26	5	5	4	7 CC	3	2	2	3 CC	38	35	15	58	9	5	8	6 CK	6	4	4	7 CC	45	31	23	53
27	14	8	7	15 CC	6	4	3	6 CC	89	62	75	76	18	23	30	11 K	18	23	14	27	24	24	29	18
28	8	4	5	8 CC	3	3	4	2QCC	24	16	21	19	3	6	4	4 CC	14	9	11	12 K	19	17	12	24
29	6	7	6	7 CC	2	2	2	2QCC	11	11	10	11 KK	4	4	5	3 CC	20	19	22	17	7	9	6	10 CK
30	2	3	2	3 CC	2	2	2	2 CC	9	11	11	9 CC	2	3	2	3QCC	19	15	22	12	5	7	4	7 CC
31	5	3	4	4 CC	10	6	10	5 CC					12	8	4	16 KK					5	5	7	3 CC
	9.2				8.3				11.8				12.9				8.5				9.5			
		7.9				6.7				10.1				12.6				7.5				10.0		
			8.4				7.3				10.7				12.6				7.8				9.6	

ANNUAL MEAN N 10.64 S 10.29 M 10.30

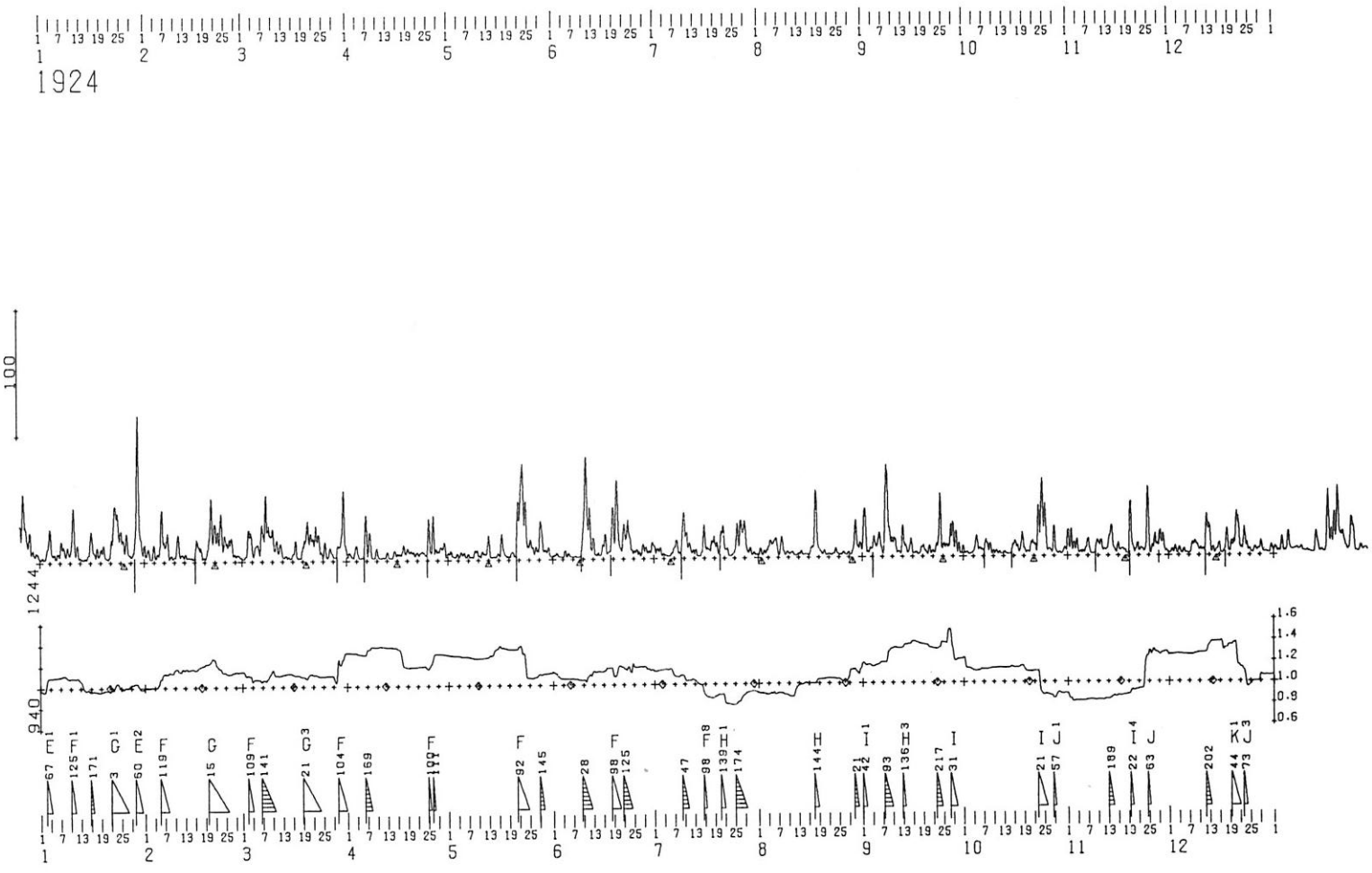
1924
100
1244
940
1.6
1.4
1.2
1.0
0.9
0.6

	JAN.				FEB.				MAR.				APR.				MAY				JUNE			
	N	S	M		N	S	M		N	S	M		N	S	M		N	S	M		N	S	M	
1	2	4	3	4QCC	7	7	4	9 CC	3	3	2	3QCC	4	6	3	7 CC	6	6	5	7 CC	4	4	3	4 CC
2	6	5	3	7 CC	5	6	8	2 CC	17	13	5	25 K	4	4	5	3 CC	2	4	4	2 CC	5	3	5	3 CC
3	23	17	13	27	7	9	2	14 CC	18	19	19	17	11	8	7	13 CC	4	4	3	5 CC	2	2	2	2QCC
4	6	7	8	5 CK	4	6	3	7 CC	9	6	3	11 CK	4	4	5	2QCC	6	4	2	7 CC	6	5	2	8 CC
5	4	6	7	3 CC	19	18	4	32	12	13	13	11 CC	2	3	3	2QCK	5	5	4	7 CC	5	3	2	6 CC
6	5	9	7	6 CC	22	18	23	17	16	18	5	29	20	25	16	29 K	5	3	2	5QCC	2	2	2	2QCC
7	14	16	17	13 C	17	18	12	23 K	35	31	19	47	14	14	5	23	3	2	2	3QCC	2	3	2	3QCC
8	8	8	7	9 CC	5	3	2	5 CK	25	26	23	28	4	3	5	2 CK	5	4	2	7 CC	2	2	2	2QCC
9	6	8	9	6 CC	4	4	3	4 CC	25	18	19	24	5	7	2	9 CC	6	7	7	6 CC	12	8	2	18 C
10	30	29	16	43	12	12	5	19 KK	14	10	15	9 C	4	2	4	2 CC	5	4	4	4 CC	64	59	42	82
11	15	8	10	13 K	9	6	10	5 CK	13	11	17	7 KC	2	3	2	3QCC	6	5	7	4 CC	43	26	28	41
12	5	6	6	4QCC	3	6	6	3 CC	11	10	14	7 CC	5	4	2	6 CC	12	10	4	17 KK	11	9	9	12 C
13	2	3	2	3QCC	6	4	7	4 CC	4	4	3	5 CC	4	3	5	2QCC	7	5	10	2 CK	8	7	11	4 KK
14	2	4	4	2QCC	4	4	4	4QCC	4	3	3	4QCC	4	3	2	4 CC	2	3	2	3QCC	3	5	5	3QCC
15	11	12	6	17 KK	2	3	2	3QCC	4	2	2	4QCC	6	6	8	4 CC	5	3	2	6 CC	8	8	4	12 CC
16	12	16	20	9 K	9	18	14	13 KC	11	11	6	17 KK	6	4	5	5 CC	17	7	3	20 KK	14	14	11	18 K
17	11	6	5	11 CC	12	9	12	9 CC	3	4	4	3QCK	12	7	5	13 CC	6	7	9	4 CK	6	6	5	7 CK
18	6	7	5	9 CC	3	3	2	4QCC	6	5	2	9 CC	7	7	6	7 CC	4	2	3	3QCC	32	24	15	41
19	9	13	9	14 CC	7	7	4	10 CK	14	16	14	17	7	7	8	6 CC	5	4	2	6 CC	39	32	13	58
20	4	4	4	3QCC	43	28	23	48	26	21	30	17	9	6	7	7 CC	6	3	6	3 CK	24	21	36	9
21	3	4	2	5 CK	24	20	14	30	23	15	22	16	6	4	3	7 CC	31	28	28	31	17	12	7	21
22	26	23	19	31	18	21	15	24	25	15	12	28	6	4	4	7 CC	59	64	52	71	16	21	20	17
23	44	38	43	39	28	28	23	32	15	19	15	19	7	7	8	7 CC	48	37	41	44	23	25	31	17
24	29	17	22	24	13	16	8	21	5	6	6	4 CK	5	5	4	6 CK	11	16	15	12 K	4	8	7	5 CC
25	18	13	15	17	16	12	15	13	7	13	11	9 CC	23	18	33	7	12	13	16	9 CC	9	7	7	8 CC
26	15	17	12	20	19	13	13	19 K	5	5	2	7 CC	13	27	20	21	9	8	8	9 CC	5	5	4	6 CC
27	7	6	6	6 CK	7	5	5	6 CC	9	5	9	6 CC	5	10	9	6 CK	9	6	8	7 CK	10	6	4	12 CC
28	6	6	5	8 CK	4	5	4	5QCC	3	4	3	4QCC	9	9	7	10 CC	28	23	31	20	11	5	7	9 CC
29	56	66	24	98	3	4	4	3QCC	13	11	12	12 KK	11	12	8	15 CC	9	7	6	9 CK	6	5	6	5 CC
30	37	30	49	18					42	22	17	48	8	3	6	5QCC	8	7	5	10 CC	9	12	10	11 CC
31	12	10	9	13 KK					23	13	26	10					2	3	3	2QCC				
	14.0				11.4				14.1				7.5				11.0				13.4			
		13.5				10.8				12.0				7.5				9.8				11.6		
			13.6				10.9				12.9				7.3				10.2				12.3	

	JULY				AUG.				SEP.				OCT.				NOV.				DEC.			
	N	S	M		N	S	M		N	S	M		N	S	M		N	S	M		N	S	M	
1	9	7	8	8 CC	5	7	5	7 CC	30	36	29	37	4	3	3	4 CC	14	18	18	13 K	5	3	2	5 CC
2	11	5	7	9 CC	6	3	2	7 CC	4	4	4	4QCK	3	3	4	2 CC	15	8	12	11 KK	5	6	3	7 CC
3	5	2	3	5QCC	7	4	5	6 CC	7	9	8	8 CC	4	4	3	4 CC	7	12	5	14 CC	5	4	4	5 CC
4	4	2	3	3QCC	15	9	11	13 KK	11	15	14	11 CC	12	11	7	15 CC	4	3	3	4 CC	5	4	7	2 CC
5	3	2	2	3 CC	13	13	12	14 K	10	17	11	17 KK	11	6	10	8 CC	3	5	3	4QCC	2	6	6	3QCC
6	8	5	4	9 CC	12	10	16	6 CC	11	10	15	6 CK	5	6	5	5 CC	11	9	7	13 KC	2	3	3	2QCC
7	14	10	10	15 CC	11	6	2	15 CC	29	33	8	54	8	12	9	11 CC	5	6	8	3 CC	8	4	2	10 CC
8	5	4	4	4 CK	7	9	10	5 CC	38	54	69	23	10	9	9	9 CC	2	2	2	2QCC	13	9	10	12 CC
9	29	25	18	37	4	5	3	5 CC	18	13	15	16	6	3	4	5 CC	10	10	7	14 CC	6	9	10	6 CC
10	13	21	18	15	4	4	3	5 CC	12	16	14	15 K	4	4	2	6 CC	9	12	10	12 CC	3	7	5	5 CC
11	11	9	10	9 CC	4	3	5	2QCC	4	4	4	5QCC	3	4	2	4QCC	7	6	6	6 CC	6	10	5	11 KK
12	7	4	5	6 CC	3	3	2	3QCC	15	10	3	22 KK	2	2	2	2QCC	5	7	5	7 CC	25	32	31	26
13	5	6	7	3 CC	5	4	3	6 CC	15	9	13	11 CK	4	3	5	2 CC	17	20	15	22	8	10	13	4 CK
14	2	2	2	2 CC	4	2	3	3 CC	4	5	4	5 CC	2	2	2	2QCC	11	10	15	6 KK	6	3	5	4 CC
15	18	14	6	27 K	3	3	3	3 CC	8	12	12	8 CC	7	8	5	9 CC	7	6	4	9 CC	9	8	6	11 CC
16	10	9	9	9 CK	6	5	4	8 CC	4	4	4	5QCC	10	11	13	8 CC	5	6	5	6 CC	2	3	3	2QCC
17	8	7	7	9 CC	21	15	9	27	2	3	3	2QCC	7	4	7	5 CC	4	7	6	4QCC	6	9	4	11 CK
18	18	12	12	18 K	24	29	45	8	7	7	6	8 CC	12	14	14	13 KK	4	3	5	2QCC	8	13	18	4 KK
19	10	9	9	9 CK	6	5	6	5 CC	9	5	8	5 CC	4	5	5	4 CC	26	25	7	44	7	10	9	8 CC
20	15	11	5	21 K	4	5	4	5QCC	6	6	3	8QCC	6	5	4	7 CC	5	8	8	5 C	19	22	14	28
21	15	21	23	13	3	3	2	4QCC	5	5	4	5 CC	8	12	10	10 CC	6	10	6	10 CC	17	26	26	18
22	8	7	7	8 CC	2	3	3	2 CC	7	6	4	9 CC	7	8	11	4 C	5	6	4	7 CC	4	9	7	5 CK
23	2	2	2	2QCC	5	4	3	5 CC	15	18	9	25	41	32	40	33	4	6	5	4 CC	14	18	23	9 K
24	5	3	4	4 CC	5	4	5	4 CC	25	22	41	7	50	35	62	23	31	31	7	55	7	6	7	6 CC
25	20	17	13	24	2	3	3	2QCC	12	9	11	10 CC	17	21	31	7	7	5	10	3 C	2	3	3	2 CC
26	23	21	14	30	4	4	5	3 CC	9	8	8	9 CK	5	8	6	6 CC	11	13	9	15 KC	4	8	7	6 CC
27	30	20	20	30	4	4	2	5 CC	32	22	26	28	17	10	3	23 KK	4	14	9	8 CK	3	8	5	6 CC
28	10	8	12	6 CK	3	2	2	3 CC	16	12	7	21	6	4	8	3 CK	6	24	20	11	5	10	11	4 CC
29	6	7	6	7 CC	18	18	9	27 K	6	8	3	10 CK	2	4	3	3QCC	6	17	18	5 KK	2	4	3	4QCC
30	5	4	3	5QCC	12	13	15	10 K	6	6	3	8 CC	3	5	2	6QCC	3	5	5	3QCC	2	3	3	2QCC
31	2	4	3	3QCC	12	6	12	7 C					8	9	6	10 CK					4	10	9	5 CC
	10.7				7.5				12.5				9.3				8.5				6.9			
		9.1				6.7				13.0				8.6				10.5				9.1		
			9.7				6.9				12.6				8.7				9.3				7.9	

ANNUAL MEAN N 10.58 S 10.18 M 10.21

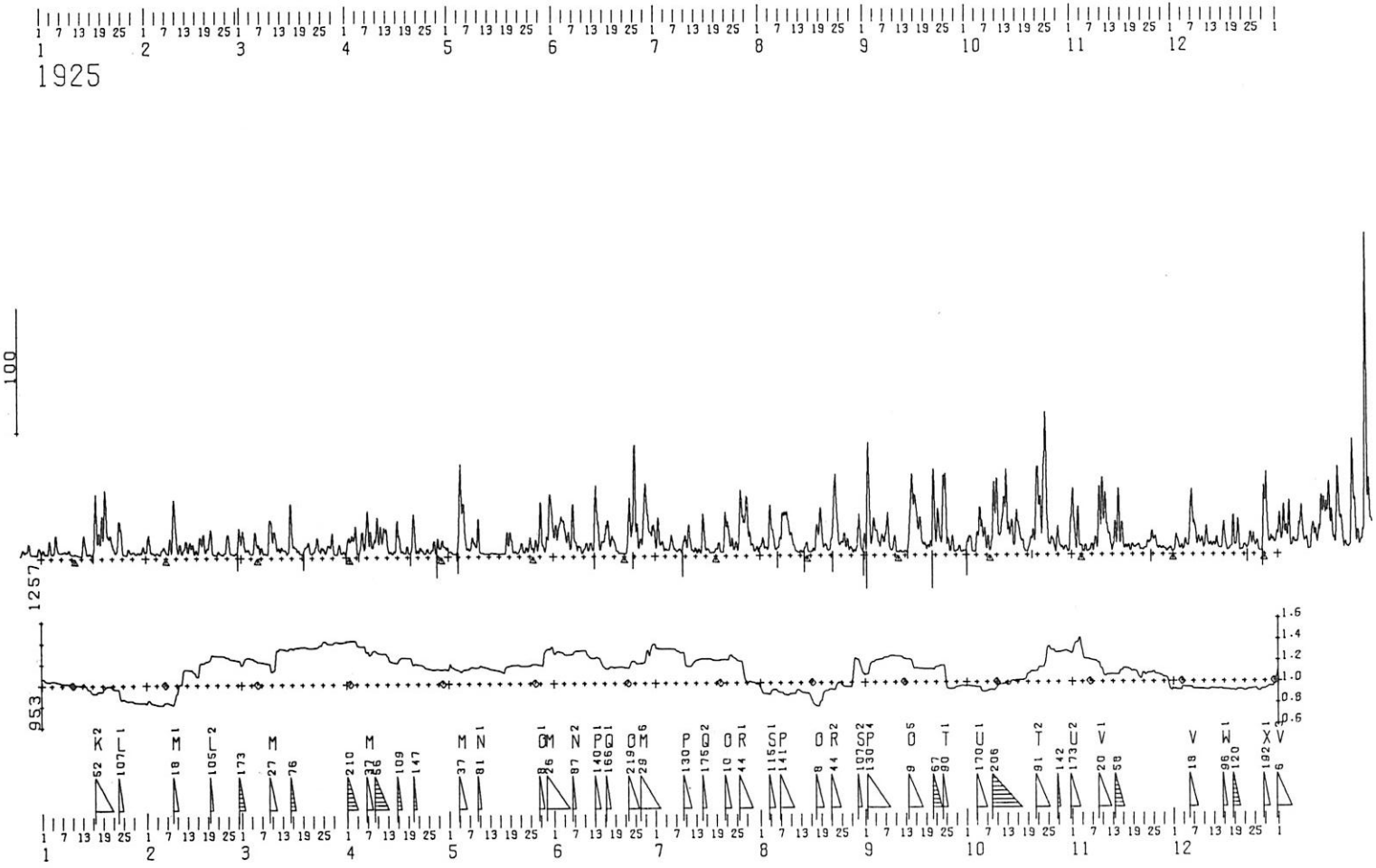
1925
100
1257
953
1.6
1.4
1.2
1.0
0.8
0.6
1 2 3 4 5 6 7 8 9 10 11 12

	JAN.				FEB.				MAR.				APR.				MAY				JUNE			
	N	S	M		N	S	M		N	S	M		N	S	M		N	S	M		N	S	M	
1	3	9	6	6 CC	12	15	8	19 KK	19	14	16	17 K	12	16	12	16 C	3	5	4	3 C	21	20	15	25
2	2	5	3	4 CC	3	7	5	5 CK	5	7	5	7 CC	15	14	13	16	2	2	2	2QCC	17	25	17	25
3	5	15	14	6 CC	4	4	4	3QCC	4	4	5	3QCC	16	20	15	21 K	7	5	2	10 C	26	32	32	27
4	3	6	4	5QCK	2	5	4	3QCC	8	5	3	10 CK	3	3	2	4QCK	48	57	57	49	15	19	21	13
5	12	15	19	8 KK	3	8	4	7 CC	14	14	19	10 K	14	18	12	20 K	27	36	43	21	12	15	18	9 K
6	3	6	4	5 CC	8	7	10	5 CC	9	6	8	6 CC	14	13	5	21 K	8	6	7	7 CK	24	26	9	42
7	5	6	5	6 CC	8	7	4	11 KC	6	4	6	4 CC	18	23	32	10	9	7	5	11 CC	10	11	12	9 C
8	3	6	4	5 CC	18	10	8	21	2	3	3	2QCK	13	12	18	8 KK	10	13	13	11 CC	8	9	8	8QCC
9	3	7	6	4 CC	33	29	41	21	24	29	25	28	16	17	15	18	18	20	8	30 K	5	2	3	4QCC
10	4	3	3	4QCC	8	8	7	9 CK	20	14	13	21	25	18	23	20	3	4	4	3 CK	12	7	7	11 CC
11	2	4	4	2QCC	5	6	6	4 CC	13	8	13	8 CK	18	13	17	15	3	2	3	2 CC	8	8	4	12 CC
12	2	2	2	2 CC	12	10	8	14 CC	7	6	5	7 CC	17	24	21	20	2	2	2	2QCC	5	6	7	5 C
13	8	19	13	14 KC	12	5	5	12 CC	7	5	6	6 CC	5	5	6	4 CK	4	2	2	4 CC	46	35	45	36
14	5	4	6	3 CC	10	9	7	12 CC	6	3	4	5 CK	5	3	3	4 CC	3	3	3	3QCC	13	12	21	5 K
15	3	4	4	2 CC	5	5	3	7 CC	24	35	26	34	15	14	4	25 K	2	3	2	3QCC	15	10	13	12 CK
16	21	17	5	34	12	8	3	16 CC	6	10	8	7 C	11	16	18	9 K	3	2	2	3QCC	19	23	18	23
17	22	23	30	14	17	13	11	18 K	9	5	7	7 CC	5	4	5	3QCC	3	2	2	3 CC	22	9	23	8
18	19	23	14	29	9	6	8	6 CK	2	4	3	3QCC	8	4	3	10 CC	16	13	20	9 K	15	15	17	13 K
19	39	31	15	55	13	11	7	17 KK	6	5	2	9 CC	3	3	3	3QCC	18	13	19	12 K	7	6	9	4QCC
20	21	19	24	16	12	10	18	3 KK	13	10	10	13 CC	24	21	11	34	4	4	3	4 CC	2	3	2	3QCC
21	13	19	19	13	2	2	2	2QCC	3	4	5	2 CC	10	6	10	6 CK	3	4	2	4 CC	2	2	2	2QCC
22	2	9	7	4 CC	3	6	5	4QCC	6	7	5	8 CK	5	6	3	8 CC	10	9	8	10 CC	8	4	2	9 CK
23	18	14	5	27	2	2	2	2QCC	9	14	16	7 KK	4	4	6	3 CC	6	4	3	7 CC	30	29	36	24
24	14	23	22	15	9	9	5	14 CK	7	5	4	8 CC	5	5	3	7QCC	8	7	4	10 CC	61	44	22	84
25	2	4	3	3QCC	12	10	17	5 CK	4	6	8	3 CC	4	4	4	3QCC	12	6	10	8 CC	31	23	29	25
26	5	7	4	7 CC	2	4	4	2 CC	7	10	7	10 CC	7	12	6	14 CC	8	10	4	13 CC	11	10	6	15 C
27	2	7	4	5 CC	2	5	4	4 CC	16	12	8	20 C	10	8	3	15 CC	13	10	4	19 K	24	26	14	37
28	4	5	5	4QCC	15	19	17	17 K	2	4	4	2QCC	8	5	6	7 CC	30	19	39	10	41	44	53	32
29	2	6	4	4 CC					7	6	2	10 CC	14	8	14	8 CC	8	5	4	8 CK	19	18	19	18
30	6	7	5	8 CC					5	4	6	4 CC	8	5	6	7 CC	31	30	14	47	22	23	23	21
31	5	6	6	5 CC					3	4	5	2QCC					29	36	42	23				
	8.3				9.0				8.9				11.0				11.3				18.4			
	10.6				8.5				8.6				10.9				11.0				17.2			
	9.4				8.6				8.6				10.8				11.0				17.7			

	JULY				AUG.				SEP.				OCT.				NOV.				DEC.			
	N	S	M		N	S	M		N	S	M		N	S	M		N	S	M		N	S	M	
1	23	15	6	31 K	12	11	7	15 CK	36	27	8	55	15	14	13	16 K	36	40	53	23	8	8	4	13 CC
2	12	12	12	11 C	8	5	7	7 CC	36	36	62	11	6	11	13	3QKK	17	26	5	39	9	11	13	6 CC
3	6	9	9	5 CC	22	16	5	32	22	22	17	28	5	4	2	6QCC	9	8	9	8 C	6	6	6	6QCC
4	6	5	6	5 CC	28	17	25	20	19	17	20	16	28	29	18	39	6	3	2	6 CC	7	12	6	12 CC
5	13	11	7	18 KK	8	5	9	4 CK	15	8	10	12 CK	19	24	22	21	4	4	4	3QCC	15	8	7	15 K
6	8	7	9	6 CK	13	9	7	15 CC	15	11	15	11 C	12	15	20	8	7	7	5	10 CC	30	45	44	33
7	5	4	4	5 CC	22	26	13	35	25	25	17	34	7	13	16	4 KK	6	11	3	14 CC	23	23	27	19
8	5	4	6	3 CC	38	32	35	35	5	6	7	4 CK	23	24	11	36	25	12	9	28	10	12	11	11 CK
9	16	13	11	17 C	20	24	28	16	10	12	6	16 CC	61	36	40	57	61	31	39	53	11	12	11	11 CC
10	16	15	8	23	13	14	18	9 KK	5	3	4	3QCC	28	16	29	15	46	36	32	50	17	13	7	22 K
11	8	11	14	4 CK	4	6	6	4QCC	3	4	3	3QCC	36	26	26	36	21	20	24	16	9	9	9	9 CK
12	7	4	4	7 CC	2	3	3	2QCC	3	4	2	4QCC	60	40	42	59	7	10	14	3 CK	7	9	8	8 CC
13	5	3	2	6QCC	5	4	4	3QCC	6	4	2	7 CK	18	24	27	16	19	17	9	27 K	14	9	9	13 CC
14	12	6	3	16 KK	8	10	7	12 CC	46	40	29	57	17	22	28	11	34	31	15	50	8	5	8	5QCC
15	24	14	29	8	4	3	4	4QCC	48	46	47	47	27	22	12	36	16	19	9	26	13	13	5	21 KK
16	6	4	6	4QCC	6	4	4	6 CC	30	25	35	20	23	18	25	16	8	6	5	8 CK	11	12	16	7 KK
17	3	3	2	4QCC	17	13	4	25 K	24	21	30	15	12	10	11	11 CC	5	8	5	9 CC	3	6	4	6QCC
18	4	4	2	5QCC	26	27	16	37	12	7	10	9 CC	2	3	3	2QCC	5	7	3	9 CC	18	21	7	31 K
19	12	6	6	11 CC	18	10	21	6 K	7	7	4	9 CC	9	10	7	12 CC	5	6	7	5 CC	6	12	7	12 C
20	3	4	3	3QCC	9	7	10	6 CC	7	10	10	7 C	20	13	15	18	8	10	8	9 CC	11	16	24	3 KK
21	22	19	11	30	7	5	5	8 CC	40	53	69	24	44	48	22	70	3	6	4	5QCC	5	6	4	6QCC
22	27	19	28	18	31	26	15	43	30	24	21	33	43	43	39	47	4	6	4	6QCC	4	8	8	4 CC
23	12	11	9	14 CK	54	39	65	28	14	16	13	16	53	47	24	76	8	10	9	9 CC	15	12	8	18 CC
24	10	7	5	12 CC	11	8	9	10 C	59	69	64	65	64	66	102	28	16	14	12	19 K	14	11	8	17 KK
25	15	11	4	21 K	18	12	12	18 K	12	9	9	12 C	11	11	9	12 C	10	16	12	15 KK	9	9	7	12 CK
26	41	39	48	32	14	9	8	15 CK	10	9	4	14 CC	10	13	12	10 CC	5	8	6	7 CC	2	4	4	2QCC
27	32	36	26	42	5	7	4	8 CC	5	4	5	4 CC	11	11	2	20 KK	3	7	4	6QCC	34	24	3	55
28	34	23	36	20	5	4	3	5QCC	6	5	4	8 CC	11	8	11	8 CK	3	6	4	4QCC	39	43	48	34
29	9	10	8	10 CK	7	4	3	9 CK	4	3	3	3QCC	5	5	6	5QCC	4	5	3	5 CC	8	14	11	12 C
30	4	6	4	6 CC	25	17	33	9 K	4	4	4	4QCC	5	7	8	3QCC	2	6	5	3 CC	12	13	14	11 CC
31	7	5	7	6 CC	11	7	4	14 KC					18	17	4	30					13	16	11	18
	13.1				15.1				18.5				22.7				13.5				12.6			
	10.8				12.4				17.7				20.9				13.2				13.6			
	11.8				13.6				18.0				21.7				13.2				12.9			

ANNUAL MEAN N 13.54 S 12.95 M 13.10

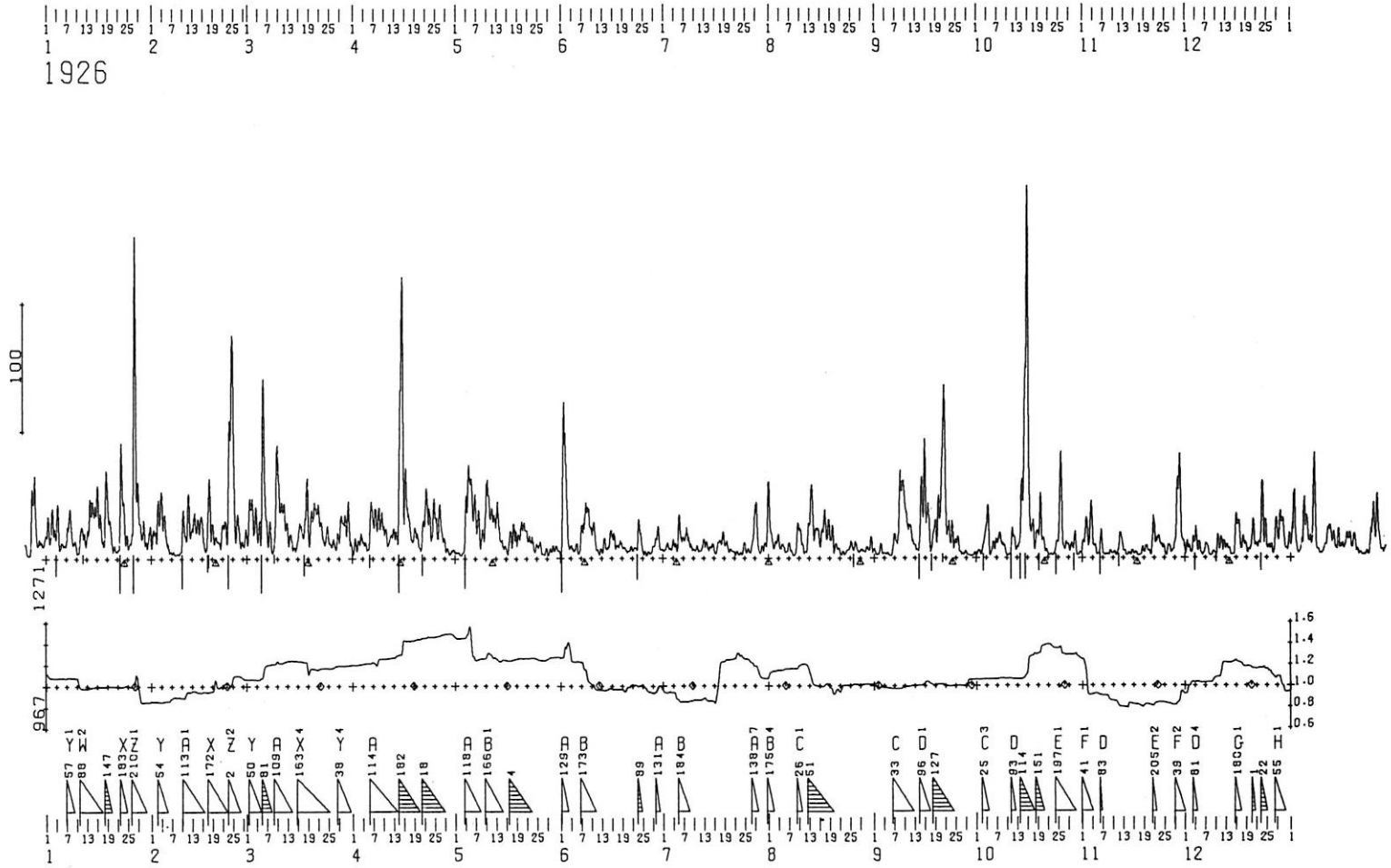
1926
100
1271
967
1.6
1.4
1.2
1.0
0.8
0.6

	JAN.				FEB.				MAR.				APR.				MAY				JUNE			
	N	S		M	N	S		M	N	S		M	N	S		M	N	S		M	N	S		M
1	17	28	26	19	17	16	15	19	25	28	10	43	12	9	4	17 KK	6	4	5	5QCC	86	50	13	123
2	26	29	17	38	31	29	22	38	43	35	38	39	11	9	6	14QKK	3	2	3	2QCC	64	57	79	43
3	12	24	21	15	41	37	26	53	34	22	21	36	18	12	16	15	14	8	5	17 K	13	9	12	11 C
4	21	29	43	7	30	28	24	35	21	22	13	30	15	9	12	12 CK	57	57	47	68	8	5	8	6QCC
5	8	13	10	12QCC	14	15	17	12	73	90	22	141	10	6	7	10 C	52	64	61	55	10	10	8	12 CC
6	10	13	11	12 C	3	6	4	5QCC	41	42	53	30	40	37	40	37	36	44	29	51	12	9	3	17 K
7	29	30	23	36	3	5	5	3QCC	21	17	9	30	29	34	26	37	29	28	20	39	23	23	23	24
8	17	17	24	10	3	5	4	4QCC	6	6	6	7QC	34	30	25	40	17	12	11	18	50	36	45	41
9	8	12	12	8 CC	5	4	4	6QCK	46	60	19	87	30	28	31	28	31	20	17	35	30	23	28	25
10	8	10	4	14 KK	19	35	36	19	50	52	63	40	22	20	19	23	60	49	60	49	23	23	25	21
11	16	24	25	16	33	29	14	48	47	37	42	43	11	13	10	14 C	32	36	31	37	11	6	9	8 CK
12	12	19	17	15	24	18	20	22	30	24	26	29	20	19	18	21	32	26	35	24	7	4	3	8QCC
13	38	27	18	47	30	28	23	37	14	14	10	20	21	18	19	21	32	36	45	23	13	8	4	17 KC
14	26	43	34	35	26	25	21	30	16	7	14	9 CK	80	64	12	132	12	12	14	11 C	9	8	8	9 CK
15	40	44	42	42	29	28	25	34	10	8	6	13QCK	125	159	200	85	10	8	9	9QCC	20	15	14	22
16	29	46	39	36	9	12	13	8 C	24	24	23	26	49	56	64	42	11	8	4	16 KK	14	18	15	17
17	11	14	15	10 K	23	24	7	40	18	20	20	18	27	30	36	22	22	12	19	15	12	7	10	10 CK
18	42	56	42	56	34	35	47	23	41	54	31	63	18	12	15	15	25	17	21	21	14	11	13	12 CC
19	29	28	30	28	23	13	20	17	24	18	11	32	26	15	21	20	17	15	15	18	9	7	8	8 CC
20	9	12	11	9QK	12	13	13	13 CK	38	36	29	45	10	6	9	7QCK	32	21	26	27	7	5	6	6QCC
21	5	6	7	5QCC	19	15	10	25	46	30	40	37	25	23	18	30	26	19	24	22	10	5	8	7 CC
22	39	38	8	70	23	30	25	28	29	30	30	29	44	40	40	45	13	17	13	17	11	5	7	9 CC
23	41	52	52	42	56	45	11	91	12	14	16	11 K	24	34	40	19	11	14	12	13 KK	23	15	6	32
24	12	16	10	19	131	140	102	170	18	20	19	20	33	32	17	48	9	7	5	12 CC	15	14	20	10
25	8	13	10	11QC	43	34	64	13	11	11	13	10QC	20	27	32	15	16	6	8	14 CC	4	5	3	6QCC
26	104	90	19	176	26	32	32	25	12	12	15	10QCC	35	31	38	28	4	2	4	4QCC	5	3	3	6QCC
27	84	97	121	60	8	13	8	14QC	13	14	9	19 K	16	17	17	17	6	5	4	7 CC	7	4	4	7 CC
28	23	29	27	24	14	18	9	23	28	25	20	34	6	6	4	7QCC	6	4	2	9 CC	18	8	10	17 K
29	16	24	16	24					32	30	28	35	4	3	3	4QCC	10	4	5	9 CC	18	18	22	15
30	12	12	13	10QK					34	29	18	46	7	5	7	5QCC	9	8	8	9 CC	7	7	7	7 CC
31	17	21	21	17					8	11	10	9QC					6	4	6	4QCC				
	24.7				26.1				27.9				27.4				20.8				18.4			
		29.6				26.3				27.2				26.8				18.4				13.8		
			27.1				26.2				27.6				27.2				19.6				16.2	

	JULY				AUG.				SEP.				OCT.				NOV.				DEC.			
	N	S		M	N	S		M	N	S		M	N	S		M	N	S		M	N	S		M
1	7	5	5	7 CC	30	23	33	20	4	4	6	3QCC	5	7	5	7QCC	19	15	14	20	6	12	8	11 CC
2	12	7	13	7 CC	12	8	11	10 CK	9	6	3	12 CC	7	5	3	9 CC	25	15	29	11	4	10	10	4 CC
3	11	7	7	12 CC	15	14	12	19 K	6	4	5	5 CC	21	21	17	26	29	33	31	31	10	19	14	15 K
4	13	7	11	10 CK	13	6	8	12 CK	4	3	4	4QCC	18	28	42	4	10	8	9	10 CK	8	17	19	6 KK
5	22	20	10	33	8	6	10	5 CC	3	3	4	2QCC	10	8	5	13 CC	3	4	3	4 CK	5	11	13	4 KC
6	17	15	15	18	10	5	6	10 CC	13	12	6	20 KK	10	10	7	14 KK	10	18	17	10 KK	5	5	3	7QCC
7	23	15	14	25	9	5	8	5QCC	13	12	15	11 C	19	14	15	20	3	4	4	3QCC	9	10	11	9 CC
8	13	13	14	12 K	3	2	2	4QCK	38	57	43	53	12	10	12	10 CK	3	3	4	3QCC	3	2	2	3QCC
9	12	5	9	8 CC	22	19	16	25	53	61	61	53	6	7	10	3 CC	4	6	6	4 CC	3	7	5	4QCC
10	9	5	6	8 CC	19	14	21	13	27	36	37	26	3	3	3	3QCK	3	5	6	2 CC	10	12	5	17 KK
11	7	4	6	6QCC	6	5	6	6 CC	27	24	27	24	17	19	17	19 K	7	13	5	14 CK	9	14	10	14 K
12	13	10	8	16 CC	18	16	9	26	12	14	15	11 C	8	11	11	8 CK	10	18	18	10 K	10	12	14	8 CK
13	14	8	8	14 CC	47	46	43	50	7	7	7	7 CK	22	10	11	21	2	7	6	3 CC	6	12	11	8 CC
14	7	8	7	8QCC	20	17	14	24	45	31	14	62	67	74	62	79	3	4	3	4QCC	4	3	4	3QCC
15	10	9	9	11 CC	22	18	22	19	50	76	32	94	251	195	153	293	3	7	5	5QCC	16	18	3	31
16	7	4	3	8 CC	17	16	10	23	32	39	28	44	55	49	81	23	3	5	4	5QCC	26	30	26	30
17	17	9	13	13 KK	29	27	29	27	12	11	15	9 K	17	29	26	19	3	2	2	3 CC	10	12	8	15 K
18	19	14	17	17	25	21	16	31	22	26	20	29	15	19	12	23	7	8	6	9 CC	6	18	13	12 CK
19	15	8	11	12 CK	16	23	14	25	31	29	14	46	37	30	21	46	7	8	5	10 CC	4	8	4	8QCC
20	7	5	5	8 CC	9	8	5	12 CK	52	59	33	79	13	15	16	12	4	7	5	5 CC	17	18	9	27
21	6	5	6	6QCC	5	9	7	7QCC	114	101	112	104	5	6	7	4QCC	22	17	5	34	18	12	17	13
22	5	3	2	6QCC	6	2	3	6QCC	26	19	18	27	3	2	2	4QCC	10	16	13	13 K	11	11	8	13 C
23	5	2	3	5QCC	4	2	3	4QCC	24	18	12	30	3	4	2	5QCC	15	14	18	12	34	45	22	57
24	11	5	3	13 CC	11	6	7	10 CC	10	12	8	15 C	11	13	12	13 C	12	11	12	11 CC	18	25	18	25
25	7	4	5	7 CC	10	9	11	7 CC	13	13	14	13 KK	57	62	54	65	4	4	4	4 CC	10	8	8	10 CK
26	9	4	5	7 CC	9	11	10	11 CC	4	4	5	4 CC	7	9	10	6 C	7	12	10	9 CC	8	7	11	4 CC
27	29	18	15	33	7	4	6	6 CC	4	4	3	6 CC	16	8	13	11 CC	5	9	5	9 CC	17	27	12	32
28	32	25	44	12	6	6	7	6 CC	3	3	3	3QCC	9	9	5	13 CC	31	43	15	59	22	24	15	32
29	7	4	4	6 CC	9	6	5	9 CC	2	2	2	2QCC	15	13	8	21 K	38	74	64	49	29	27	28	29
30	14	6	8	12 CC	9	6	7	8 CK	3	5	3	4 CC	4	2	4	2 CK	8	17	15	11 C	7	11	11	8 C
31	34	32	9	58	12	10	15	7 KK					7	6	5	7 CC					10	18	11	18
	13.5				14.2				22.1				24.1				10.3				11.5			
		9.2				11.9				23.3				22.5				13.6				15.1		
			11.4				13.2				22.7				23.3				11.9				13.3	

ANNUAL MEAN N 20.09 S 19.80 M 19.97

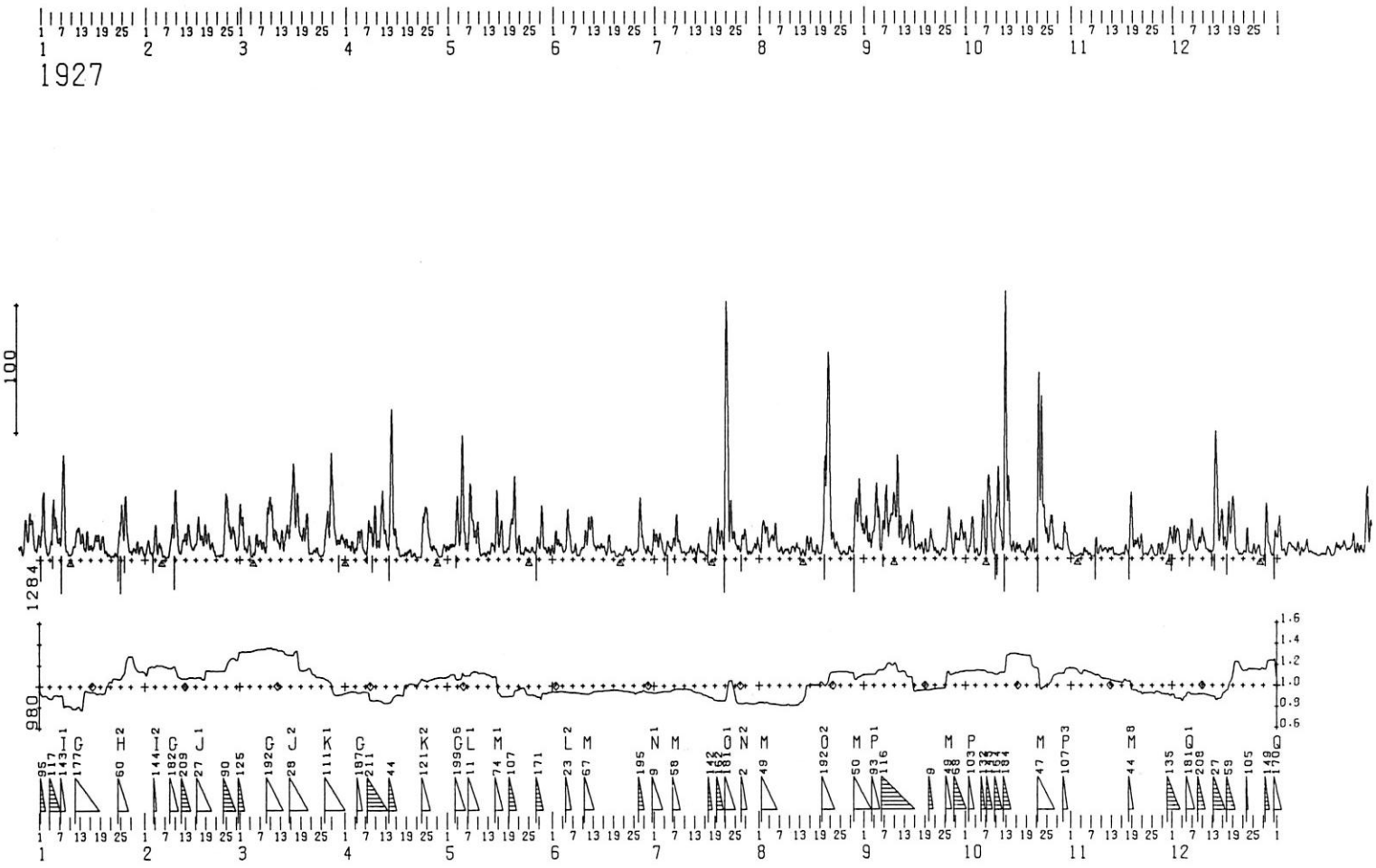
1927
100
1284
980
1.6
1.4
1.2
1.0
0.9
0.6

	JAN.				FEB.				MAR.				APR.				MAY				JUNE			
	N	S	M		N	S	M		N	S	M		N	S	M		N	S	M		N	S	M	
1	28	38	18	48	10	11	7	14 CC	38	28	32	35	14	11	15	11 KK	10	9	7	12 CC	17	8	4	22 KK
2	13	22	25	11	7	8	9	5 CC	7	10	8	9QC	14	11	10	14 KC	10	12	10	12 CC	17	10	11	16 C
3	4	6	4	7 CC	19	10	6	22 K	14	12	11	15 KK	9	7	8	8 CC	37	26	13	50	12	9	11	10 CC
4	25	32	16	41	14	9	14	9 K	6	2	3	5 CK	16	15	7	23	26	15	17	25	9	5	6	9 C
5	18	37	25	30	10	10	12	8 CC	15	9	4	20 KK	16	23	20	19	46	76	98	23	32	27	37	21
6	12	20	13	19	3	3	3	3QCC	13	12	10	16 C	7	6	8	5 CK	11	10	8	13 K	10	7	13	4 CK
7	40	53	19	74	2	2	2	2QCC	17	10	13	14 KK	18	19	5	32	36	44	22	58	11	7	7	11 CC
8	26	15	34	7	14	14	10	19 K	12	9	6	15 K	17	25	21	22	26	24	32	18	2	4	3	3QCC
9	3	6	5	4QCC	35	40	24	51	44	44	39	50	29	27	16	40	26	27	24	29	7	11	9	9 CC
10	6	7	5	9QCC	19	23	34	9	28	32	41	19	13	11	14	11 K	7	6	11	3 CK	16	15	11	20
11	15	17	11	22	7	8	5	11 CC	24	19	24	18	38	36	24	50	6	4	5	6QCC	27	21	20	29
12	20	26	26	20	18	18	15	21	10	11	13	9 C	26	24	27	23	5	3	2	7QCC	26	28	34	21
13	12	19	14	17	22	20	14	29	16	15	24	7	12	13	10	15 K	10	6	4	11 CC	8	8	10	7 CK
14	13	16	8	21 K	11	14	16	9 C	19	22	17	25	67	91	87	71	10	9	14	6 C	11	10	12	9 CC
15	10	10	8	11 CK	10	11	8	13 CC	29	25	23	30	19	21	20	21	32	38	43	28	13	10	13	11 CC
16	7	11	8	10 CK	26	25	18	33	57	66	52	71	7	9	10	5 CK	19	26	15	31	5	6	8	3 CC
17	12	21	19	15	18	17	16	20	35	40	26	50	3	3	2	4QCC	7	7	7	7QCK	14	15	10	19 K
18	15	13	20	9	21	17	13	26	22	26	30	19	4	5	3	6QCC	9	5	6	9QCK	7	4	5	7 CK
19	15	17	17	16 K	14	20	16	18	23	17	15	26	8	7	6	8 CC	23	26	19	31	4	4	6	2QCC
20	4	7	6	5 CC	13	11	10	15 CK	23	35	21	37	4	2	4	3QCC	43	46	34	55	5	2	2	5QCC
21	3	5	5	3QCC	4	5	7	3QCC	7	5	7	5 CK	3	5	6	2QCC	16	10	11	15 K	3	4	3	4QCC
22	2	4	4	2QCC	4	4	4	4QCC	7	6	4	8QCC	2	2	2	2QCC	9	6	10	6 CK	8	9	8	10 CC
23	2	7	6	3QCC	3	4	4	3QCC	7	9	6	10QCC	24	13	2	34	10	3	4	9 CC	10	5	7	9 CC
24	20	24	14	30	32	36	16	53	3	3	3	3QCC	40	37	35	42	9	5	7	8 CC	4	3	3	4QCC
25	17	35	36	16	29	33	37	24	6	4	3	7QCK	20	16	21	16	10	5	6	10 CC	9	4	6	7 CC
26	34	37	51	21	24	19	17	27	25	41	26	39	9	11	8	12 CK	7	4	6	5QCC	31	29	12	49
27	7	9	9	7 CK	14	15	20	10	42	60	17	85	6	8	9	6 CC	18	9	16	11 KK	17	14	18	13
28	8	8	6	9 CC	21	21	9	33	35	37	47	25	3	3	3	2 CC	31	24	15	40	10	5	7	8 CC
29	8	13	6	15 KC					17	13	15	16	9	4	3	10 CC	11	8	9	10 C	7	6	8	5 CC
30	7	8	5	11 CC					13	18	12	20	12	9	10	11 CC	9	6	5	10 CC	19	9	5	24 K
31	4	8	8	4 CC					14	17	17	14					6	8	3	11 CC				
	13.3				15.1				20.2				15.5				17.2				12.4			
		17.7				15.3				21.2				15.8				16.4				9.9		
			15.5				15.2				20.7				15.6				16.8				11.2	

	JULY				AUG.				SEP.				OCT.				NOV.				DEC.			
	N	S	M		N	S	M		N	S	M		N	S	M		N	S	M		N	S	M	
1	17	15	14	19	17	12	6	24	32	25	22	35	5	6	7	4QCK	3	4	5	2 CC	15	20	16	19
2	19	11	10	19	26	23	29	20	10	17	13	14 K	22	21	11	33	3	2	2	3QCC	24	19	21	22
3	11	7	13	5QCK	19	15	25	9	22	15	16	22	16	8	20	4 K	3	4	3	5 CC	8	6	9	5 CK
4	10	6	3	13 CC	20	14	16	19	44	47	39	53	5	6	9	2QCC	7	4	2	8 CC	4	7	5	6QCC
5	13	6	11	8 CC	24	19	16	28	15	31	39	7	22	9	5	26	5	5	6	5 CC	16	15	9	22
6	16	11	10	18	9	5	8	6QCK	24	20	18	26	24	21	40	5	3	4	4	3 CC	22	26	18	30
7	19	27	21	25	8	6	9	6QCC	46	37	48	34	38	51	23	66	2	2	2	2QCK	12	12	15	9 C
8	15	9	15	9 KK	7	6	6	7 CC	32	20	22	31	26	23	39	11	6	15	17	4 KK	12	10	7	14 KK
9	7	4	6	7 CC	7	5	8	4 CC	52	36	36	52	23	15	5	33	7	12	10	9 CC	20	17	12	25
10	5	3	3	6QCC	11	5	6	11 CC	69	46	33	82	42	61	50	53	5	9	6	9 CC	10	15	14	11 K
11	10	7	6	11 CC	12	5	8	10 CC	32	22	19	34	15	13	22	7	6	7	8	6 CC	5	8	7	6 CC
12	8	5	4	9 CC	10	8	9	9 CC	17	11	11	17	113	142	67	189	5	9	8	7 CC	5	7	7	6 CC
13	8	4	3	8 CC	5	5	2	8QCC	26	24	23	28	45	47	45	47	7	6	9	3 CC	43	70	12	100
14	12	5	10	7 CC	7	4	2	9 CC	27	16	16	27	14	7	10	11 C	3	4	4	3QCC	33	42	61	14
15	6	4	5	5QCC	17	9	16	11 KK	22	24	31	15	13	5	8	10 KK	3	4	3	4 CC	35	31	30	35
16	4	2	2	4QCK	10	10	14	6 KK	10	7	7	10QCC	10	8	7	11 CC	4	8	5	8 CC	10	16	14	12 K
17	25	17	22	20 K	9	6	5	10 CC	14	7	10	11QCC	7	4	5	6QCC	5	8	8	5 CK	27	31	15	43
18	6	7	8	5 CK	7	3	7	4 CC	12	5	8	9 CK	7	4	4	6 CC	36	38	21	53	35	33	22	46
19	22	14	4	33 K	21	6	5	22 K	12	6	11	7 CK	9	12	6	15 CC	16	13	19	11	25	20	35	10
20	21	13	12	23	82	74	74	83	17	14	12	21 K	14	8	6	17 KK	17	11	12	17 K	5	5	8	3QCC
21	28	28	13	44	92	149	163	78	13	9	14	8 KK	6	7	4	9QC	17	11	8	20 K	3	4	4	4QCC
22	119	181	187	113	17	16	15	19	6	6	5	6QCC	71	87	106	52	3	3	2	4QCK	5	7	7	5 CK
23	24	31	26	29	12	10	9	14 CK	5	4	2	7QCC	87	81	129	40	4	4	5	3 CC	7	21	24	5 K
24	17	16	16	18	6	7	9	4 CC	6	8	8	6QCC	33	17	26	25	10	9	7	12 CC	4	7	4	7QCC
25	12	8	11	10 CK	6	3	3	7QCC	26	15	10	31	22	19	12	28	3	4	6	2QCC	7	7	9	5 CC
26	15	6	7	15 KK	6	2	4	4QCC	32	22	37	18	32	18	28	22	7	7	3	11 KC	5	13	9	9 CC
27	19	20	16	24	10	5	4	11 CC	13	7	3	17 KK	11	7	7	11 CK	11	7	5	13 KK	2	2	2	2QCC
28	6	5	8	4 CK	5	5	5	5 C	18	13	16	16	7	8	8	8 CC	3	5	4	4 CK	23	24	4	44
29	7	4	6	5QCC	40	42	42	40	28	21	22	27	15	10	8	17 K	9	12	7	14 CK	9	16	15	10 K
30	10	10	9	12 CK	48	46	47	48	18	18	16	22	24	19	23	20	22	19	25	17	3	4	4	3 CK
31	11	12	11	12 KK	26	23	28	21					6	6	8	4QCK					17	20	19	18
	16.9				19.2				23.3				25.2				7.8				14.6			
		16.0				17.7				18.4				24.2				8.3				17.1		
			16.5				18.5				20.9				24.7				8.0				15.8	

ANNUAL MEAN N 16.73 S 16.51 M 16.63

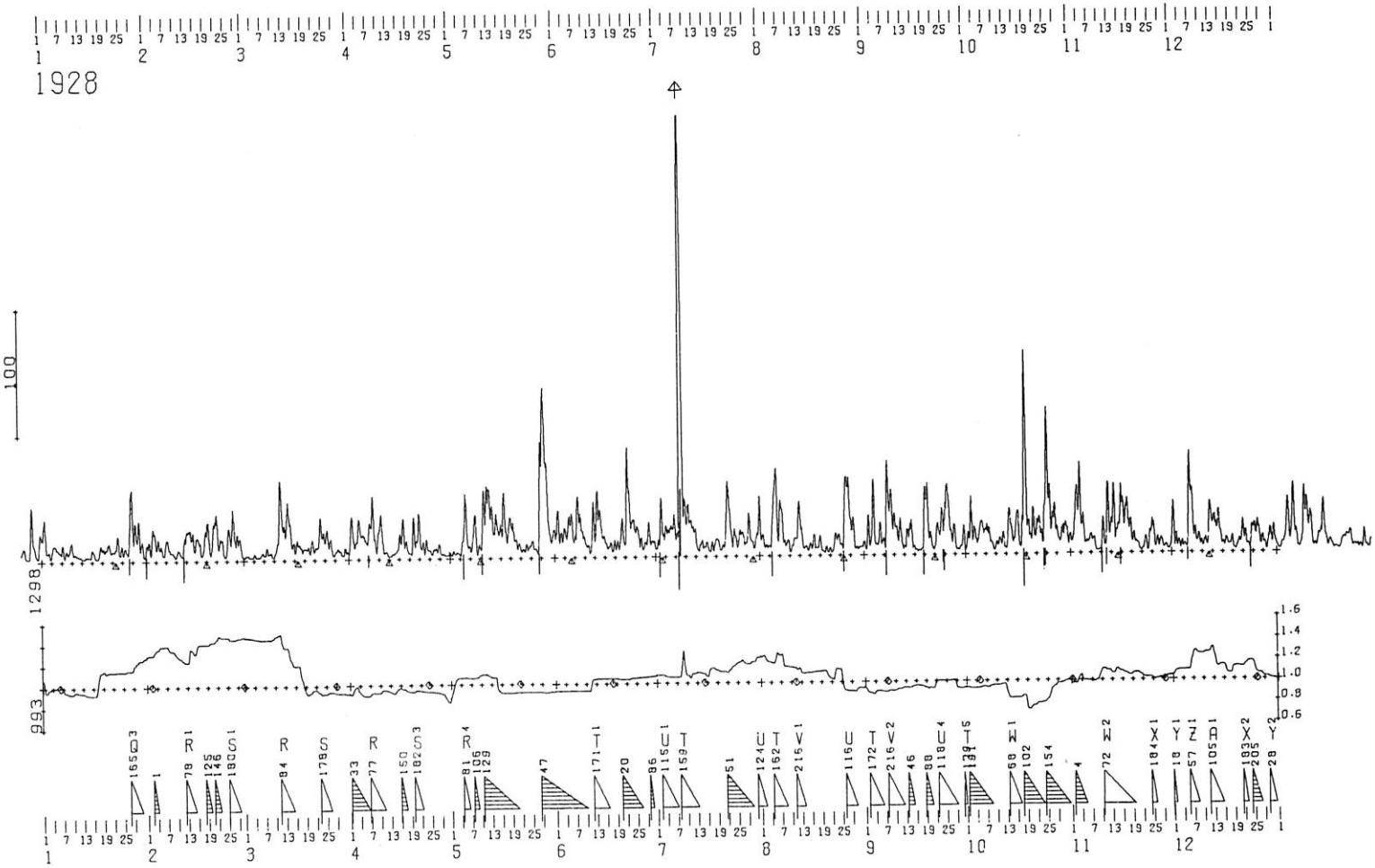
1928
100
1298
993
1.6
1.4
1.2
1.0
0.8
0.6

JAN.

	N	S	M	
1	27	25	24	29
2	5	7	7	7 CK
3	4	5	6	4 CC
4	10	15	13	13 CC
5	8	11	9	9 CC
6	7	8	8	7 CC
7	9	6	12	4 CC
8	5	9	9	6 CC
9	10	13	8	16 KC
10	5	6	5	7 CC
11	3	5	4	4QCC
12	2	4	4	3QCC
13	3	3	2	4QCC
14	3	5	4	4QCC
15	6	6	3	9 CC
16	4	7	7	3 CC
17	4	3	2	4 CC
18	7	12	11	9 CC
19	9	10	11	9 CC
20	10	14	9	15 CC
21	8	8	9	8 CC
22	9	9	7	10 CK
23	12	16	18	10 K
24	7	10	5	12 CC
25	7	9	6	11 CC
26	8	8	7	9 C
27	47	41	49	40
28	24	20	18	26
29	21	22	14	30
30	11	13	9	15 C
31	3	4	3	4QCC

9.6 10.7 10.1

FEB.

	N	S	M	
1	16	12	13	16 K
2	14	10	5	19 K
3	20	15	20	16
4	10	15	12	13 KK
5	7	9	10	7 CC
6	9	7	4	12 CC
7	12	13	17	8 KK
8	7	6	6	7QCC
9	3	4	4	3QCC
10	7	8	6	8QCC
11	3	4	4	3QCK
12	20	18	14	20
13	18	27	21	24
14	25	13	16	22
15	15	8	8	16 K
16	15	15	18	12 K
17	6	4	6	5 CK
18	17	20	16	22
19	26	14	28	13
20	14	12	7	19 K
21	34	29	26	37
22	17	9	13	13 K
23	12	14	16	10 KK
24	4	4	4	4QCK
25	20	22	23	19
26	28	22	19	32
27	21	12	16	18
28	16	13	12	18
29	6	4	8	2 CK

14.3 12.6 13.5

MAR.

	N	S	M	
1	3	4	2	4 CC
2	3	3	4	2QCC
3	3	3	2	4 CC
4	4	3	4	2QCC
5	3	4	3	3QCC
6	3	7	5	5 CC
7	5	9	4	10 CC
8	7	4	5	6 CC
9	4	2	4	2QCC
10	9	9	6	13 CK
11	41	44	24	61
12	36	20	29	28
13	28	28	18	39
14	29	29	34	25
15	11	13	9	14 KK
16	14	9	6	17 CK
17	11	10	11	10 CC
18	10	5	6	10 CC
19	11	6	9	8 CC
20	10	7	8	9 CC
21	12	8	14	6 CC
22	13	7	10	10 CK
23	23	28	25	26
24	17	15	18	15
25	21	17	22	16
26	13	11	14	11 KK
27	6	2	4	4 CC
28	10	6	6	9 CC
29	6	6	7	5 CC
30	8	4	3	10 CC
31	4	6	5	5QCC

12.1 10.6 11.3

APR.

	N	S	M	
1	17	33	15	34
2	14	11	14	11 K
3	22	23	12	32
4	21	18	22	17
5	18	15	18	16
6	22	14	12	24
7	38	28	26	41
8	18	19	25	12
9	21	18	8	21
10	30	24	34	22
11	6	5	5	6 CK
12	3	4	5	2QCC
13	3	3	2	4QCC
14	5	4	4	6 CC
15	13	11	8	16 KK
16	26	14	12	28
17	18	11	16	13
18	6	5	7	4 CC
19	12	6	4	14 KK
20	24	15	25	15
21	31	18	16	34
22	12	7	8	11 C
23	12	9	7	14 KK
24	6	7	7	7 CC
25	5	4	4	5QCC
26	10	6	7	9 CC
27	8	8	6	10 CC
28	3	4	4	4QCC
29	2	3	3	2QCC
30	4	3	2	5 CC

14.0 11.6 12.8

MAY

	N	S	M	
1	4	3	2	5QCC
2	4	2	4	4QCC
3	3	5	5	4QCC
4	10	9	4	14 CK
5	38	35	32	41
6	14	6	10	10 C
7	13	9	6	17 K
8	26	20	33	14
9	8	6	5	9 CC
10	26	31	8	50
11	43	41	26	58
12	40	49	55	34
13	29	32	42	19
14	24	31	29	26
15	27	16	20	23
16	36	30	19	47
17	25	17	28	14
18	26	27	22	32
19	22	22	24	21
20	15	10	14	12 C
21	10	9	11	9 CC
22	7	4	4	7QCC
23	11	5	6	10 CC
24	10	7	9	9 CC
25	11	10	14	7 CC
26	6	6	8	5QCC
27	57	44	8	93
28	109	115	110	113
29	64	64	77	52
30	24	15	25	15
31	18	19	15	22

24.5 22.5 23.6

JUNE

	N	S	M	
1	24	29	20	33
2	20	15	16	20
3	21	14	12	24
4	20	16	16	21
5	39	28	34	34
6	22	11	17	17
7	38	24	14	49
8	33	23	35	21
9	20	15	21	15
10	11	6	10	8QCC
11	8	5	7	6QC
12	31	26	37	20
13	37	38	37	38
14	35	27	39	24
15	18	12	15	16
16	11	6	11	7QCC
17	14	5	8	12QCC
18	11	6	4	13 CC
19	11	8	9	11 CC
20	27	10	10	28
21	17	10	18	10 K
22	70	51	63	59
23	35	31	38	28
24	26	23	30	20
25	27	18	25	20
26	12	10	8	15 KK
27	11	7	6	12QCC
28	24	11	9	26
29	17	9	13	13 K
30	10	9	11	9 CC

23.4 16.9 20.2

JULY

	N	S	M	
1	13	7	7	13 C
2	37	19	22	34
3	21	20	19	23
4	22	14	17	19
5	23	20	21	22
6	26	23	29	20
7	66	65	19	113
8	203	353	405	152
9	41	30	34	38
10	34	34	40	28
11	25	26	29	22
12	23	17	19	22
13	6	4	6	4QCK
14	14	8	9	13 CC
15	9	5	8	7QCC
16	11	4	11	4QCC
17	10	5	4	11QCC
18	12	7	6	13 CC
19	16	7	13	10 CC
20	9	3	4	8QCC
21	21	8	6	23
22	44	52	60	37
23	14	13	21	7 K
24	20	16	22	14 K
25	16	9	6	19 K
26	22	14	17	20
27	13	7	11	10 C
28	35	15	20	31
29	14	9	12	11 C
30	12	8	6	14 CK
31	38	26	17	47

28.0 27.4 27.8

AUG.

	N	S	M	
1	21	11	15	17 K
2	11	6	9	9 CC
3	8	7	6	9 CC
4	23	16	8	32
5	62	61	53	71
6	22	25	14	33
7	30	28	39	21
8	13	7	13	7 CK
9	10	10	13	7 CC
10	8	4	3	9QCC
11	17	11	14	14
12	39	21	24	36
13	20	12	23	10
14	7	7	6	9QCC
15	6	4	4	7QCC
16	12	5	8	9 CK
17	13	8	16	6 KK
18	14	6	6	14 CC
19	8	4	8	4 CC
20	6	4	2	8QCC
21	5	4	2	6 CC
22	4	2	2	4QCC
23	17	11	15	14 K
24	16	11	17	11 KK
25	11	6	9	8 C
26	58	52	56	54
27	48	42	62	28
28	22	24	20	27
29	7	6	6	7 CK
30	7	4	5	7 CC
31	11	6	7	10 CC

18.0 13.7 15.9

SEP.

	N	S	M	
1	9	7	6	9 C
2	22	16	30	8
3	38	39	23	54
4	10	8	10	9 C
5	16	20	12	25
6	12	11	10	13 CK
7	37	44	5	76
8	50	41	38	53
9	34	24	26	32
10	17	21	23	16
11	18	22	18	23
12	10	5	8	7QCK
13	12	13	6	19 KK
14	20	22	21	22
15	12	9	14	7 KK
16	3	4	4	3QCC
17	4	3	4	4QCC
18	31	18	5	45
19	43	45	43	45
20	12	13	12	14 K
21	8	4	6	6QCK
22	18	18	13	23
23	26	18	15	30
24	34	24	30	29
25	52	49	55	47
26	17	23	24	17
27	16	22	14	24
28	4	4	4	4QCK
29	6	6	5	7 CC
30	10	19	18	11 K

20.1 19.0 19.6

OCT.

	N	S	M	
1	13	11	6	18 K
2	29	25	18	37
3	17	16	13	20
4	13	10	12	11 K
5	25	23	22	26
6	22	16	19	20
7	21	19	24	16
8	14	10	16	9 KK
9	6	4	5	5QCC
10	9	9	11	8QCC
11	10	9	11	7QCK
12	11	11	18	5 KK
13	20	16	7	30
14	20	23	25	18
15	19	14	13	20
16	20	31	34	17
17	22	14	5	31
18	110	104	93	120
19	16	33	22	27
20	24	14	16	22
21	25	15	25	16
22	22	34	26	30
23	8	16	16	8QK
24	43	62	39	66
25	82	54	82	54
26	25	27	19	34
27	25	32	39	19
28	13	13	16	11QK
29	20	15	12	23
30	20	22	21	20
31	17	10	12	15

23.8 23.0 23.4

NOV.

	N	S	M	
1	12	13	10	16 C
2	40	42	27	54
3	44	59	39	65
4	27	22	22	27
5	7	12	8	11 C
6	15	11	10	16 KK
7	15	9	12	12 KK
8	4	4	6	2QCC
9	3	4	3	3QCC
10	14	22	13	23 K
11	32	19	6	45
12	28	25	29	24
13	36	40	23	53
14	14	18	14	18
15	38	39	22	55
16	33	34	45	22
17	41	37	39	40
18	28	24	24	28
19	15	13	10	18
20	7	10	9	9 CK
21	4	4	6	2 CC
22	5	5	4	7QCC
23	5	12	14	3 CC
24	15	16	12	19
25	18	21	21	18
26	9	11	7	13 CK
27	8	11	7	13 CC
28	5	7	6	6QCC
29	2	8	6	4QCC
30	8	8	4	12 C

17.8 18.6 18.2

DEC.

	N	S	M	
1	22	25	42	5
2	11	14	17	8 KK
3	7	8	6	9 CC
4	5	8	5	9QCC
5	26	23	4	45
6	60	52	61	51
7	22	18	20	21
8	13	13	9	17 KK
9	7	9	7	10 CC
10	9	11	7	13 CC
11	19	16	6	29
12	29	33	36	26
13	26	26	27	25
14	26	25	25	27
15	11	12	16	8 C
16	8	10	7	12 CC
17	7	9	9	7QCC
18	7	13	8	13 CC
19	3	4	4	3QCC
20	7	11	6	12QCC
21	19	17	10	27
22	13	13	11	16 K
23	6	6	7	5QCK
24	12	22	12	23
25	18	20	24	15
26	19	23	26	16
27	9	12	6	15 KK
28	6	7	10	3 CC
29	9	18	9	18 KK
30	18	13	14	18
31	8	12	12	9 CK

15.0 16.2 15.6

ANNUAL MEAN N 18.38 S 16.90 M 17.67

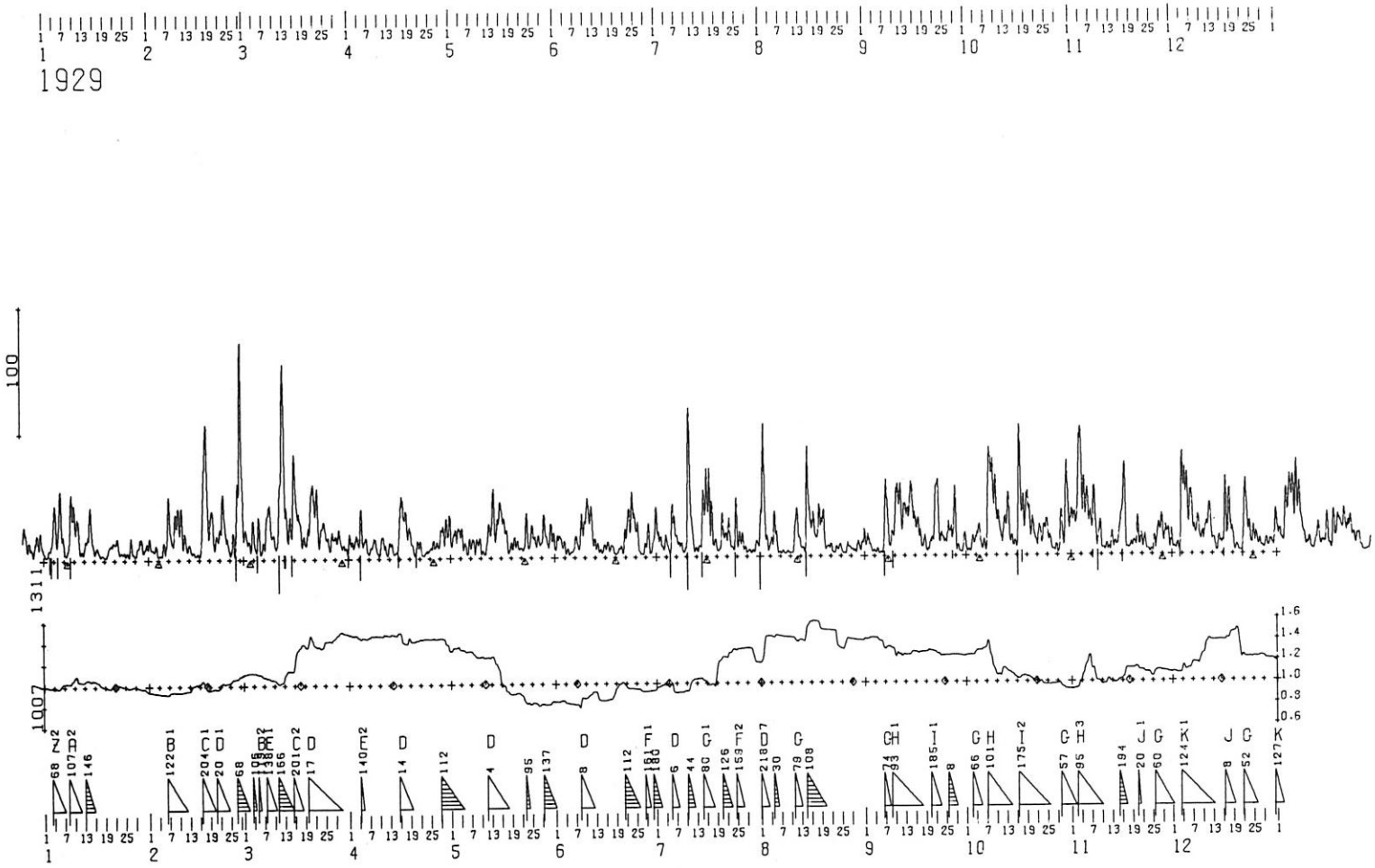
1929
100
1311
1007
1.6
1.4
1.2
1.0
0.8
0.6
1 2 3 4 5 6 7 8 9 10 11 12

	JAN.				FEB.				MAR.				APR.				MAY				JUNE			
	N	S		M	N	S		M	N	S		M	N	S		M	N	S		M	N	S		M
1	3	4	4	3QCC	11	14	18	8 CC	22	19	20	21	15	16	18	13 K	15	12	10	18	13	11	6	19 K
2	5	8	4	9 CC	9	6	7	7 CC	12	13	11	14 KK	13	9	9	14 CK	21	13	23	12	18	14	18	15
3	12	21	12	22	7	6	11	3QCC	19	18	6	31	15	14	17	12	23	23	24	21	12	10	8	14 CC
4	21	34	42	13	2	4	4	3QCC	8	9	11	6QC	27	28	31	24	15	15	24	6	6	5	3	8QCC
5	29	46	22	53	5	12	11	7QCC	18	24	21	21 K	12	13	11	15 K	9	8	13	4QCC	4	3	2	5QCC
6	20	17	22	15	26	31	11	46	10	8	4	14QCK	7	8	10	4 CC	13	7	7	13 KK	9	4	6	8 CK
7	3	6	4	4 CK	19	20	23	16	21	18	7	32	7	8	7	9 CC	12	15	13	15 K	15	12	18	10 K
8	19	19	8	31	22	23	10	35	37	39	40	36	15	14	14	15 C	9	10	3	16 CC	23	20	8	35
9	39	46	40	45	37	26	25	38	23	14	18	19	5	4	6	3QCC	12	13	10	14 KK	29	15	18	28
10	32	20	23	29	29	29	25	33	11	8	10	10QC	10	12	5	18 KK	5	3	4	5QCC	40	39	39	40
11	17	13	26	5	14	16	12	19	47	36	24	59	11	12	11	11 KK	10	5	3	12 CK	38	32	32	38
12	4	8	8	5 CC	12	7	8	11 CK	122	132	133	121	7	5	3	10 CC	26	19	28	18	18	9	12	15 K
13	11	19	14	16 K	10	5	10	5 CC	27	37	33	31	10	11	10	11 CC	50	34	38	47	12	7	7	12 CC
14	30	29	16	43	4	6	6	4QCC	22	24	13	34	4	4	4	5QCC	27	17	13	32	5	5	6	4QCC
15	12	12	15	10 K	3	5	4	3QCC	47	54	17	84	14	11	5	20 K	38	37	34	42	7	9	5	10 CC
16	8	7	5	10 CC	22	14	4	32	52	39	54	37	46	43	41	47	35	25	32	29	10	9	9	12 CC
17	3	5	6	3QCC	95	83	70	107	33	25	30	29	32	37	30	38	20	17	20	16	9	6	6	9 CC
18	2	5	5	3QCC	40	24	47	17	12	15	9	19	18	23	16	26	11	5	5	12QCK	6	4	8	3QCC
19	3	4	2	5QCC	34	36	34	36	18	12	11	18	14	12	16	11 K	12	10	7	16 KK	5	3	3	6 CC
20	7	14	9	12 CC	16	11	12	16	32	38	20	50	4	4	3	4QCC	14	9	9	15 CK	12	4	7	8 CC
21	10	13	10	13 CC	18	16	16	20	48	56	56	48	15	11	14	12 KC	8	6	6	8QCC	17	10	4	22 K
22	15	15	13	18 K	38	32	23	48	35	45	42	38	5	5	8	3 CC	9	6	7	8QCK	33	29	23	39
23	7	5	6	6QCK	23	25	31	18	14	18	8	24	4	4	3	6QCC	23	22	31	15	43	29	19	52
24	6	6	5	6 CC	11	11	15	7 CK	25	28	26	27	4	6	4	7QCC	16	10	9	17 K	27	29	31	25
25	4	5	3	6 CC	14	10	5	19 KK	17	16	15	18	14	10	10	14 KC	24	13	23	15	16	22	24	14
26	10	11	2	19 KC	17	14	5	26	12	9	8	13 K	10	8	8	11 CK	16	10	10	16 KK	4	3	4	3QCK
27	4	4	5	3 CC	119	86	50	154	18	13	17	16	12	10	11	12 K	15	9	12	12 C	9	5	2	12 CC
28	6	7	3	10 CC	69	47	76	41	21	13	17	17	20	26	23	23	26	23	18	31	17	18	12	24 K
29	12	19	13	18 K					16	11	18	10	19	26	13	32	15	13	18	10	5	4	3	7 CK
30	7	7	7	8 CC					9	9	11	8QCC	27	23	18	32	21	19	14	26	32	21	16	38
31	9	11	10	9 CC					6	9	9	5QCK					15	12	14	13 K				
	12.0				25.8				26.3				13.9				18.2				16.4			
		14.1				22.2				26.1				13.8				14.2				13.0		
			13.0				24.0				26.2				13.9				16.3				14.7	

	JULY				AUG.				SEP.				OCT.				NOV.				DEC.			
	N	S		M	N	S		M	N	S		M	N	S		M	N	S		M	N	S		M
1	25	13	21	17	56	85	35	105	13	9	10	12 C	6	4	6	5QC	32	36	34	34	6	6	6	6QCC
2	15	9	15	10 KK	29	26	38	18	15	7	14	8 KK	9	5	4	11QCC	32	35	26	41	5	10	6	9QCC
3	17	7	6	18 KC	10	4	5	9 CK	4	4	4	6QCC	14	11	12	13 C	107	86	97	96	44	33	5	73
4	9	7	10	7 CC	14	16	16	14	6	3	3	6QCC	23	20	20	24	60	39	36	63	58	54	54	58
5	32	15	4	42	29	22	30	20	3	2	2	4QCC	13	7	14	7 C	44	42	38	48	49	45	66	29
6	30	19	34	17	4	2	3	4 CK	12	9	2	19 K	9	9	12	6 CK	33	32	31	34	52	43	52	44
7	16	11	15	12 CK	5	3	2	6QCC	47	45	61	32	53	59	26	87	44	39	27	55	20	20	21	19
8	9	9	11	6 CC	3	2	2	4QCC	13	6	9	11 C	84	59	66	77	16	18	22	12	29	27	26	30
9	7	4	4	8QC	4	3	4	3QCC	21	20	20	22	46	50	41	56	17	24	20	23	18	14	14	17
10	107	46	44	110	5	4	3	6 CK	57	47	55	50	27	29	29	28	6	6	6	6QCK	17	17	12	23
11	26	30	34	22	40	25	26	39	41	45	49	38	17	13	20	11	5	8	7	6QCC	34	27	27	35
12	10	5	8	7 CK	17	12	16	13	33	36	28	42	30	25	31	25	12	10	7	14 KK	30	21	36	15
13	7	6	5	9QCC	7	6	7	7 CC	35	32	36	31	29	44	42	31	10	11	10	11 KK	10	12	14	8 CK
14	29	19	8	40	46	38	5	80	55	46	47	54	15	12	11	16	10	10	9	11 C	10	6	3	13 KK
15	58	42	43	57	41	32	47	27	32	36	39	29	10	11	9	12QCK	33	25	24	34	10	13	11	12 CK
16	44	55	36	63	30	27	26	32	27	25	22	31	60	56	12	104	58	57	46	69	37	35	11	62
17	29	27	24	32	18	15	17	16	16	14	17	13	52	36	45	44	7	6	6	7 C	33	37	18	52
18	13	10	10	13 C	32	34	42	24	13	12	8	17 KK	37	35	22	50	6	11	6	11QCC	27	19	24	22
19	7	3	5	6QCK	35	27	27	36	6	4	4	6QCK	43	36	39	39	8	12	8	13 CC	4	9	8	4QCK
20	22	23	12	33	11	6	10	7 C	13	9	10	11 KK	23	22	19	27	21	19	8	32	4	6	8	3QCC
21	19	13	15	19	11	8	9	10 CC	37	20	14	42	17	13	17	14	15	12	9	19 K	4	4	3	4QCK
22	23	22	24	22	5	2	5	3 CC	55	49	57	47	22	16	15	23	8	14	7	16 CK	38	52	38	53
23	10	6	8	7 CK	6	7	6	7 CC	14	16	11	19	17	14	13	19	7	6	9	5 CC	29	26	31	25
24	30	23	6	48	10	7	7	10 CC	12	13	14	12 K	32	20	22	30	4	4	3	5QCC	13	14	10	18
25	19	9	8	21	3	4	4	3QCC	21	18	11	28	20	13	17	17	7	11	3	16QKK	16	16	14	19
26	11	14	10	16 KK	8	4	2	11 CC	17	18	20	16	6	6	7	5QCC	15	18	12	22	11	9	10	10 CK
27	7	6	7	6 CK	8	6	7	7 CC	38	38	26	51	10	4	5	9QCC	30	23	21	34	8	7	8	7 CC
28	7	3	4	6QCC	6	4	6	4QCC	7	6	4	9 C	8	5	2	11 C	19	14	15	19	9	10	5	14 CC
29	6	2	3	6QCC	7	7	4	10 CC	3	4	4	3QCC	23	26	35	15	19	21	19	22	8	8	7	10 CC
30	13	4	4	13 CC	8	5	10	4 CC	13	15	9	19 K	48	51	24	75	15	11	6	20 KK	10	10	11	9 CC
31	21	11	11	20	19	14	12	21 K					32	36	37	30					23	24	15	32
	21.8				17.0				22.7				26.9				23.3				21.5			
		15.2				14.8				20.3				24.1				22.0				20.5		
			18.6				15.9				21.5				25.5				22.7				21.0	

ANNUAL MEAN N 20.47 S 18.36 M 19.44

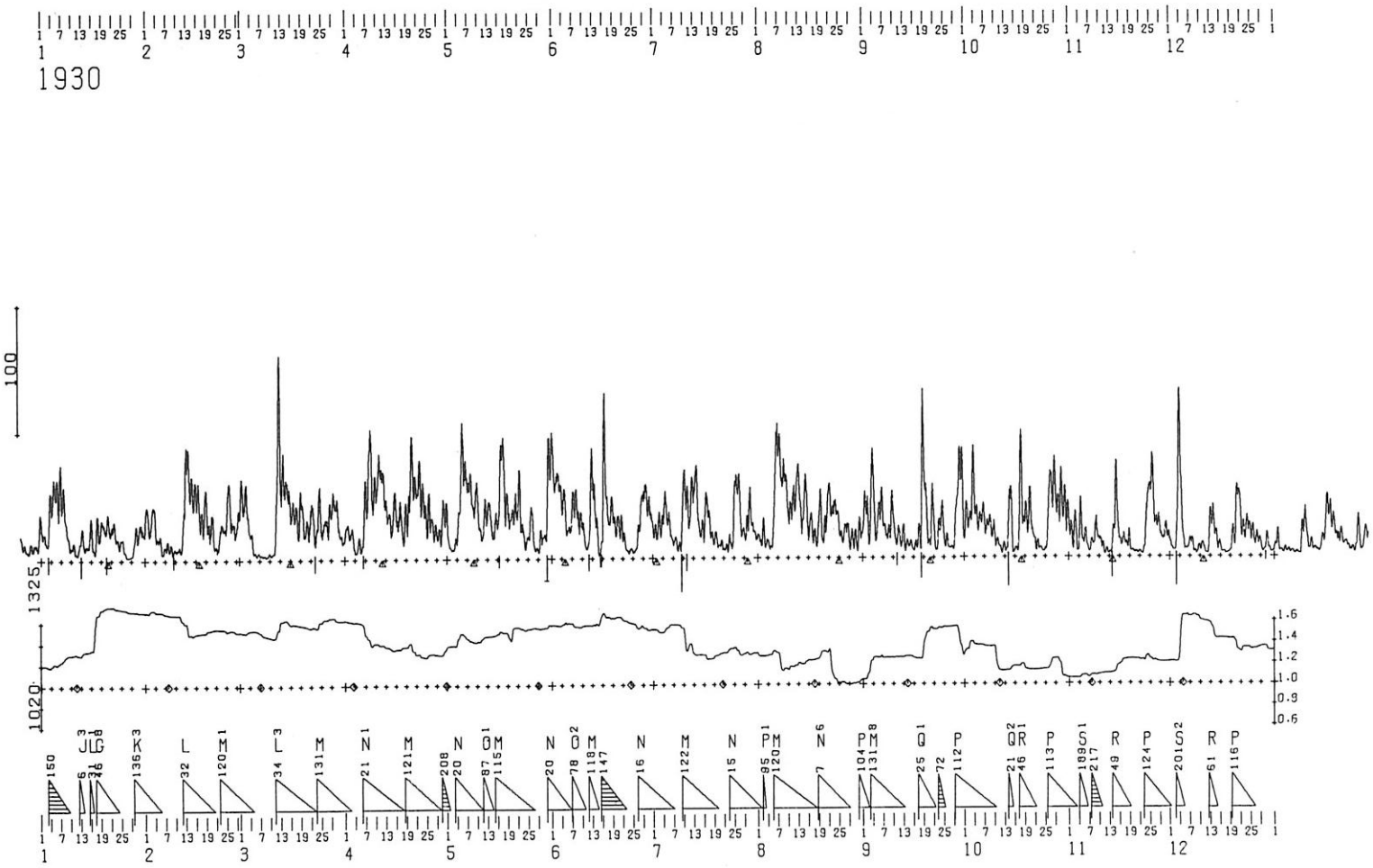
1930
100
1325
1020
1.6
1.4
1.2
1.0
0.9
0.6

	JAN.				FEB.				MAR.				APR.				MAY				JUNE			
	N	S		M	N	S		M	N	S		M	N	S		M	N	S		M	N	S		M
1	22	19	21	21	40	36	42	34	53	50	54	50	32	20	25	28	16	10	18	9 K	61	69	77	52
2	11	13	13	11 C	24	21	19	27	57	42	42	57	24	13	16	21	11	4	8	7QCC	60	71	65	65
3	33	42	25	50	44	37	42	39	30	26	35	22	15	11	19	8QKK	10	15	10	16QK	46	61	55	51
4	53	47	37	64	17	12	14	16	21	14	18	19	8	7	4	11QCC	32	33	29	36	43	49	43	49
5	44	61	47	58	13	13	15	12 KK	4	6	5	5QCK	10	10	15	5QKC	82	94	95	82	22	21	20	23
6	55	52	32	75	7	8	4	11QCC	5	4	5	4 CC	38	36	12	63	54	71	63	63	27	21	21	28
7	44	44	41	47	9	13	8	14 CC	3	4	4	3QCC	55	50	32	73	60	67	61	66	47	49	53	44
8	27	21	30	18	6	12	7	12QCC	3	3	3	2QCC	79	74	103	51	35	50	43	42	38	40	42	36
9	12	10	15	8 CK	6	7	4	10QCC	4	5	3	6QCC	50	54	44	61	41	61	41	61	27	29	32	25
10	11	11	10	13 CC	5	8	6	8QCC	4	4	3	6QCC	58	66	53	71	26	28	32	22	23	17	29	11
11	3	5	4	3QCC	9	8	10	8 C	25	23	6	43	58	71	68	61	20	17	15	23	10	8	7	11QC
12	7	14	8	13QCK	44	51	30	66	95	123	106	113	50	56	66	40	37	41	47	31	66	46	25	87
13	13	23	25	10	62	88	68	82	56	71	43	84	41	30	39	34	32	47	46	34	44	40	50	35
14	7	13	9	11QCC	52	59	45	66	55	54	49	61	32	19	32	19	21	21	20	22	17	21	33	5
15	17	20	10	28	47	52	39	61	49	45	50	45	40	47	44	43	25	31	29	27	13	6	4	15QC
16	12	10	13	8 K	44	52	44	53	44	34	34	44	31	26	28	30	60	56	32	83	77	80	92	65
17	17	23	6	35	33	25	21	38	37	32	29	40	30	29	39	21	84	81	87	78	41	35	50	27
18	18	19	14	23	38	36	24	50	29	33	16	47	28	29	12	45	38	39	26	51	41	36	31	46
19	27	26	27	27	30	29	32	26	40	31	40	31	36	33	19	51	40	28	37	32	27	25	31	22
20	30	21	20	32	28	29	22	35	29	21	19	32	72	83	84	71	29	33	35	27	32	25	29	28
21	23	24	24	24	11	12	12	11 C	21	28	16	34	55	52	51	57	43	41	53	31	25	21	20	27
22	27	24	21	31	9	9	5	13QCK	37	36	42	31	64	66	52	78	44	48	71	21	20	9	21	9
23	17	15	17	16	24	27	24	27	18	17	10	25	52	42	34	60	30	16	29	18	5	5	7	4QCC
24	14	11	11	15 K	20	25	24	20	39	45	50	34	35	30	33	33	14	10	7	18QK	9	6	8	7QCC
25	12	12	17	7 CK	53	50	43	60	28	17	17	29	36	32	22	47	32	19	16	36	7	5	5	7QCC
26	4	4	6	2QCC	27	26	29	25	32	22	32	23	30	28	30	29	20	24	34	11	19	18	13	23
27	3	3	2	4QCC	26	23	28	21	47	28	41	34	22	18	18	23Q	10	6	7	9QCC	43	47	42	48
28	9	8	4	13 CK	29	34	26	37	46	42	45	43	20	18	16	23Q	12	16	5	240 K	50	56	47	59
29	20	19	26	13					41	36	39	38	33	28	13	48	19	14	16	18	39	44	33	50
30	26	24	22	28					23	15	20	19	41	32	28	44	43	40	15	69	32	30	32	30
31	22	15	20	19					13	12	12	14 C					95	76	81	90				
	20.8				27.1				31.8				39.2				35.9				33.7			
		21.1				28.6				29.8				37.1				36.7				32.9		
			20.9				27.9				30.9				38.2				36.4				33.3	

	JULY				AUG.				SEP.				OCT.				NOV.				DEC.			
	N	S		M	N	S		M	N	S		M	N	S		M	N	S		M	N	S		M
1	23	20	17	27	22	11	18	16	40	35	32	43	35	30	26	39	17	23	17	25	10	10	12	8 CC
2	31	21	15	37	14	26	10	29Q	28	31	49	10	34	30	27	37	22	21	6	37	5	6	5	7 C
3	32	19	17	34	16	7	8	16QC	72	51	37	87	55	58	37	76	11	7	13	6 K	82	94	44	132
4	38	49	42	45	11	9	11	9QCC	29	32	48	13	37	34	34	37	25	36	43	19	36	48	63	22
5	40	18	26	32	26	16	8	34	43	27	26	44	27	28	26	31	20	12	11	22	11	8	12	8 KK
6	17	15	19	15	99	86	78	107	40	42	40	42	39	32	32	39	7	10	11	6 CK	8	9	7	10 CC
7	13	17	13	18 K	72	88	94	66	23	23	26	21	26	22	18	30	8	12	5	15 CC	12	14	13	14 KK
8	12	7	6	13QCK	65	61	56	70	22	18	14	26	28	25	26	28	23	14	11	27	2	5	4	4QCC
9	38	15	5	49	50	57	66	41	34	40	29	46	23	23	17	29	19	17	21	16	7	7	4	10 CC
10	64	44	70	38	40	30	26	44	19	18	25	12	11	12	8	16 C	12	11	14	9 KK	6	11	6	12 CC
11	43	37	52	29	46	44	47	43	17	21	17	22	9	8	9	8QCC	6	5	8	3 CC	4	5	7	3 CC
12	53	57	59	52	62	54	47	70	21	11	8	24	9	8	4	13 CC	4	5	6	3QCC	14	15	2	26
13	58	71	55	74	43	48	55	36	15	7	13	9 K	5	6	4	7QC	7	9	4	11 KK	38	34	30	42
14	27	25	29	23	44	35	30	49	12	10	12	9QCC	47	52	44	56	48	44	23	68	22	16	18	21
15	26	21	20	26	35	46	55	26	11	9	13	7QCC	9	6	10	5 K	26	28	40	14	7	11	6	13 CK
16	44	36	31	49	28	29	22	36	8	11	7	13QCC	6	8	8	5QCK	12	13	13	13 K	3	6	5	4QCC
17	33	31	32	32	18	18	15	21Q	11	24	12	23	64	63	27	101	14	14	17	12 K	3	4	4	3QCC
18	15	18	18	15	18	15	11	21	80	77	45	112	28	28	25	30	18	12	9	22 K	3	5	4	4QCC
19	19	17	18	19	39	35	38	37	44	57	57	45	31	31	44	18	4	7	5	6QCK	16	15	7	25 K
20	12	7	8	11QCK	25	16	13	29	12	13	11	15 C	48	34	55	27	4	5	5	4QCC	33	28	9	52
21	12	10	15	8QKC	41	34	25	51	33	41	36	38	20	16	22	15	4	4	4	4QCC	50	49	50	49
22	8	10	6	12QCC	46	42	53	35	12	11	17	6 K	12	7	5	14 KK	3	4	4	2QCC	24	21	17	29
23	12	10	9	13QKK	46	35	37	43	19	29	28	21	8	7	8	7QCK	18	16	8	26	23	23	14	32
24	24	15	10	30	35	37	37	35	35	30	39	26	5	5	4	6QCC	57	47	48	56	23	22	21	25
25	55	61	61	55	18	16	17	19	15	13	10	20	26	15	7	33	73	57	52	78	25	16	19	23
26	41	63	67	37	24	15	12	27	9	7	8	8QCK	79	46	60	65	36	30	39	28	18	12	10	20
27	20	21	18	24	19	25	20	25	7	8	10	6QCK	72	49	49	72	30	28	30	28	13	12	10	16 CK
28	24	24	14	34	15	9	7	18QK	41	38	30	48	46	40	37	49	17	16	19	14	5	6	6	5 CC
29	41	39	34	46	25	8	12	22	65	71	63	74	52	50	37	66	26	16	15	28	11	14	6	20 KK
30	24	22	25	20	18	10	10	18	51	52	87	17	57	30	31	56	12	18	16	14	6	7	7	5 CK
31	19	15	19	15	30	13	24	19					33	34	25	42					3	5	4	5QCC
	29.6				35.2				28.9				31.7				19.5				16.9			
		27.0				31.5				28.6				26.9				18.1				17.4		
			28.3				33.3				28.8				29.3				18.8				17.2	

ANNUAL MEAN N 29.19 S 27.98 M 28.61

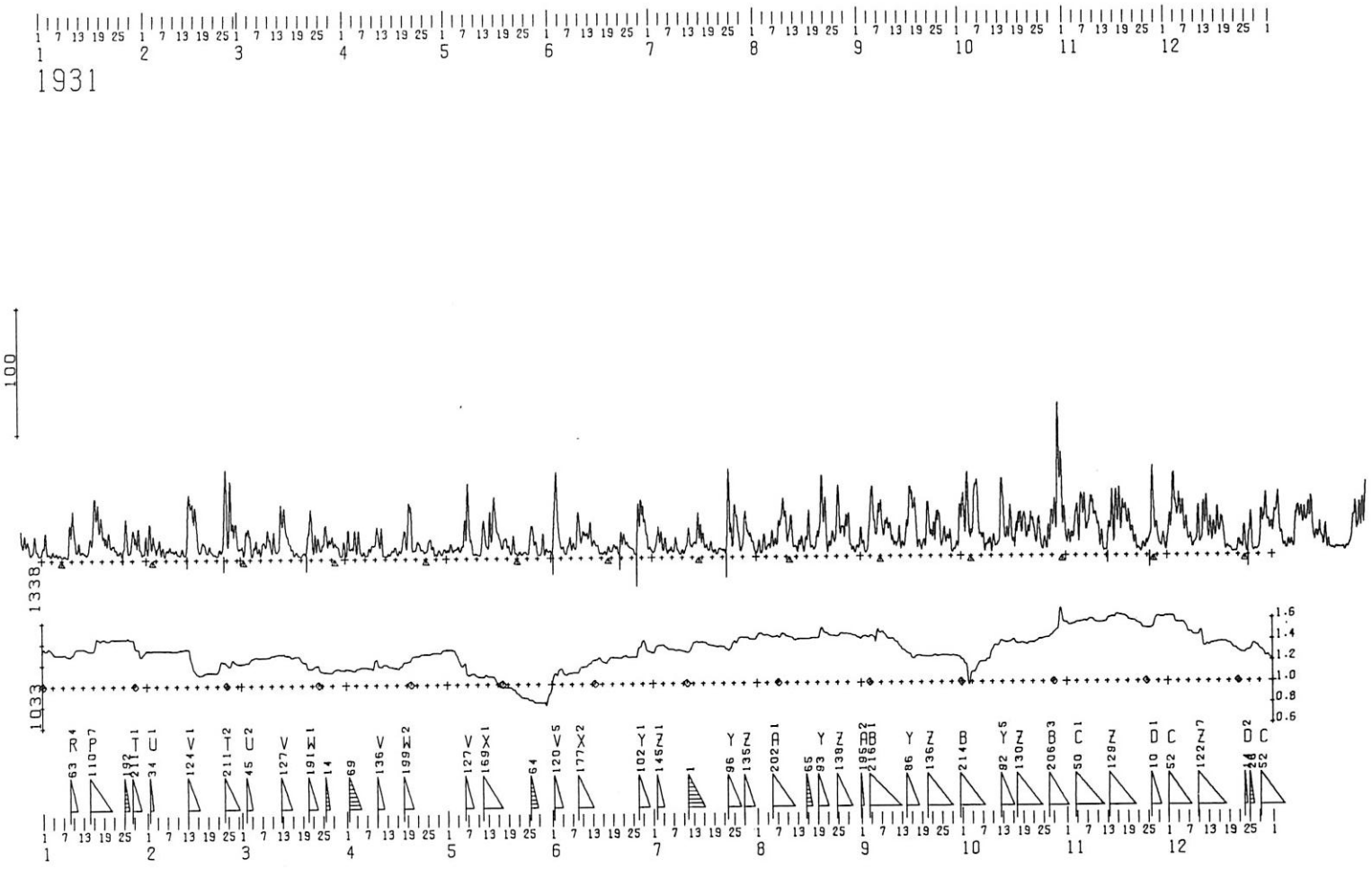
1931
100
1338
1033
1.6
1.4
1.2
1.0
0.8
0.6

	JAN.				FEB.				MAR.				APR.				MAY				JUNE			
	N	S	M		N	S	M		N	S	M		N	S	M		N	S	M		N	S	M	
1	14	14	11	17	10	11	9	13 K	7	8	9	6 CC	12	14	3	24 KK	7	5	8	5 CC	25	11	4	32
2	10	8	12	6 CK	18	16	25	9	15	18	10	23	9	7	7	9 CK	11	8	12	7 CC	55	52	58	50
3	2	5	4	3QCC	13	13	17	9 KK	23	18	22	19	16	14	7	23 K	10	5	8	7 CC	15	17	21	11
4	4	8	8	3 CC	12	9	9	12 CC	7	4	3	8 CK	12	13	4	21 K	9	7	8	8 CC	8	7	8	7 CC
5	3	5	6	3 CC	12	7	10	9 CC	11	11	9	14 CC	9	4	10	4 CK	9	8	6	10 CK	7	4	3	8QCC
6	3	5	5	3 CC	5	4	5	4QCC	6	6	7	6QCC	3	6	5	4QCC	20	21	27	14	16	9	9	16 KC
7	2	5	3	4QCC	9	9	9	9 CC	13	9	7	15 CC	5	4	3	6 CC	46	37	60	23	12	8	9	11 CC
8	2	2	2	2QCK	9	6	8	6 CC	17	12	11	19	12	6	8	10 CC	11	10	16	5 KK	22	11	6	26
9	26	30	28	28	7	7	6	9 CC	19	14	18	14	14	8	10	12 C	4	2	3	4QCC	27	20	32	16
10	26	22	31	17	4	5	5	4QCC	14	11	5	20 KK	23	17	23	18	3	2	3	2QCC	21	13	16	18
11	10	8	6	12 CK	5	8	4	10 CC	7	7	9	6QCK	15	17	9	24 K	24	12	7	29	26	13	19	20
12	8	7	8	7 CC	3	4	4	4QCK	27	14	8	33	2	2	2	2QCK	17	17	24	10	18	24	17	26
13	5	7	6	6 CC	33	44	26	52	44	25	32	38	4	3	2	5QCC	24	17	8	34	13	11	9	15 C
14	5	6	4	7 CC	46	39	40	44	25	20	27	18	7	3	3	7QCC	31	17	13	35	12	8	10	11 CC
15	11	17	18	11	32	34	28	38	14	10	13	12 CK	9	7	6	10 CC	38	30	40	28	6	3	5	4QCC
16	43	37	31	49	13	11	20	6 K	5	7	9	3 CC	6	4	5	5 CC	21	13	20	16	5	3	3	6QCC
17	40	31	35	36	12	9	8	14 CC	4	6	5	6 CC	9	6	6	9 CC	10	7	10	9 CC	7	2	4	6QCC
18	34	21	27	28	10	9	12	7 CC	3	3	4	2QCC	17	22	18	21	16	15	16	15 K	8	5	8	6 CC
19	17	14	19	13	6	8	4	10 CC	5	5	4	6QCC	28	25	8	45	9	6	11	5 CC	10	7	7	10 CC
20	21	15	14	22	7	6	7	5QCC	14	6	4	17 KK	23	29	42	10	12	9	3	18 KC	11	4	7	8 CC
21	9	13	12	11 C	3	4	4	4QCC	29	31	19	40	8	6	7	7 CC	5	3	5	4 CC	17	7	3	21 KK
22	8	11	12	7 CC	7	4	3	9 CC	18	8	17	9 K	12	12	14	11 CC	5	3	2	6QCC	16	13	13	17
23	7	7	7	6 CC	9	8	5	11 C	15	13	15	14 K	10	7	8	8 CC	4	2	3	4QCC	14	9	13	10 CC
24	4	7	8	3QCC	47	62	51	58	11	7	13	6 CC	7	4	5	6 CC	4	4	6	4 CC	10	6	8	9 CC
25	16	20	9	27	23	37	10	50	15	10	12	13 C	11	11	8	15 CK	12	9	3	18 KK	4	5	7	3QCC
26	12	12	19	5 K	35	30	36	29	24	16	28	13	12	10	15	7 KK	25	18	23	20	22	17	2	37
27	11	13	7	18 KK	27	21	22	26	15	15	17	13	7	4	6	4 CC	8	13	14	7 CK	37	31	24	44
28	21	17	20	18	10	8	10	9 CK	17	10	17	11 C	6	4	3	7 CC	2	2	2	2QCC	37	36	42	31
29	14	21	9	26					13	9	12	10 CC	4	4	4	4QCC	14	10	7	18 KK	12	15	18	10
30	3	9	9	4QCK					3	4	5	2QCC	7	7	9	6 CC	6	4	3	7 CK	7	7	8	6 CC
31	10	10	5	16 KK					10	7	6	11 KC					7	4	4	7 CC				
	12.9				15.3				14.6				10.6				13.6				16.7			
		13.1				15.4				11.1				9.2				10.3				12.6		
			13.0				15.4				12.9				9.9				12.0				14.7	

	JULY				AUG.				SEP.				OCT.				NOV.				DEC.			
	N	S	M		N	S	M		N	S	M		N	S	M		N	S	M		N	S	M	
1	6	4	4	7 CC	13	6	5	14 CC	20	15	23	12 K	43	40	46	37	19	13	13	20	21	29	17	34
2	21	16	13	25	5	2	3	4QCK	4	4	5	4QCC	60	33	26	66	12	16	9	19	53	42	30	65
3	17	12	11	17	12	12	19	6 KC	16	17	10	23	21	20	27	14	28	17	17	29	46	37	43	39
4	15	7	5	16 KK	11	7	8	10 CC	50	45	53	43	40	31	19	53	32	27	39	20	41	37	37	42
5	7	4	6	5 CK	14	15	10	20 K	19	26	29	17	65	47	58	55	38	46	37	48	41	35	32	44
6	6	7	6	7 CC	12	9	9	13 CK	37	32	32	37	23	18	24	17	41	34	36	40	26	22	19	29
7	12	6	5	13 CC	17	22	13	26	27	33	40	20	13	13	15	11 KK	24	26	20	30	13	13	13	13 C
8	9	6	10	5 CC	37	32	31	39	23	29	27	25	10	9	9	10 CK	53	36	42	47	12	10	13	9 KK
9	6	3	2	7QCC	41	30	36	37	27	23	24	27	10	11	9	12QKK	33	34	32	35	11	12	11	13 C
10	7	2	3	7QCC	18	13	11	21	14	14	15	14	14	11	11	15QKK	29	24	29	24	20	30	40	10
11	19	14	10	24 K	25	25	33	17	10	9	12	8 CK	9	8	9	8QCK	12	15	10	17 K	31	25	14	44
12	11	7	10	9 C	9	7	8	8QCK	15	19	11	23 K	41	25	12	54	3	5	4	4QCK	36	37	25	48
13	14	9	12	11 CK	10	7	4	13 KK	7	10	9	9 CK	41	35	49	27	22	19	15	25	24	20	14	31
14	22	24	19	27	12	12	14	11 CK	19	15	11	24	20	17	15	22	36	33	24	46	21	17	12	27
15	20	17	27	11	9	11	4	16 CK	45	34	28	50	23	34	24	32	32	36	16	53	31	20	15	36
16	16	10	19	7 KK	27	25	21	31	40	49	52	37	10	13	11	13QK	46	36	27	54	22	21	20	23
17	9	6	10	5 CC	7	8	7	8QCK	35	33	46	21	31	24	24	31	32	30	21	42	24	25	30	20
18	9	10	13	6 CC	9	5	6	8QCK	12	9	9	12QKK	30	24	28	26	40	37	36	42	5	8	5	8 CC
19	6	4	4	7QCC	24	19	20	23	7	9	4	12QCC	33	29	31	32	30	30	26	36	5	6	6	5QCC
20	4	4	2	7QCC	46	50	48	48	23	18	10	31	19	17	16	21	24	17	19	23	3	2	3	3QCC
21	9	4	7	6QCC	31	36	37	30	32	29	42	19	22	28	20	30	14	11	10	15QKK	4	5	3	7QCC
22	4	5	6	3 CK	9	6	3	12 C	25	19	18	27	27	23	31	20	6	6	6	6QCC	11	9	10	10 CC
23	48	37	23	62	18	13	11	19	26	22	12	36	24	15	10	30	7	6	3	10 CC	17	12	6	24 K
24	19	16	28	8	22	11	13	20	27	29	32	25	15	14	22	7	8	9	6	11 CC	5	7	8	3 C
25	30	34	29	35	46	44	53	37	19	9	9	19	10	10	5	16QCC	9	15	9	15 C	26	27	19	35
26	26	21	29	18	25	19	21	24	16	13	15	15	17	12	6	23	42	53	23	71	4	4	4	4QCK
27	8	6	4	9 CK	28	20	15	34	19	14	14	20 K	30	18	13	36	35	22	32	26	3	6	4	5QCC
28	29	27	21	37	24	23	31	17	5	4	4	6QCK	40	35	29	46	10	15	16	9QC	26	19	9	36
29	18	19	20	18	10	7	9	8 CK	8	8	6	11QCC	84	63	27	121	12	11	7	17 KK	30	27	26	32
30	17	14	18	13	6	4	3	7QCC	20	32	13	39	70	62	64	68	7	9	11	5QCK	40	37	50	27
31	5	5	7	3 CC	10	8	8	10 CK					31	27	30	28					24	25	24	25
	14.5				18.9				21.6				29.9				24.5				21.9			
		11.6				16.4				20.8				24.7				23.0				20.3		
			13.1				17.7				21.2				27.3				23.7				21.1	

ANNUAL MEAN N 17.92 S 15.70 M 16.83

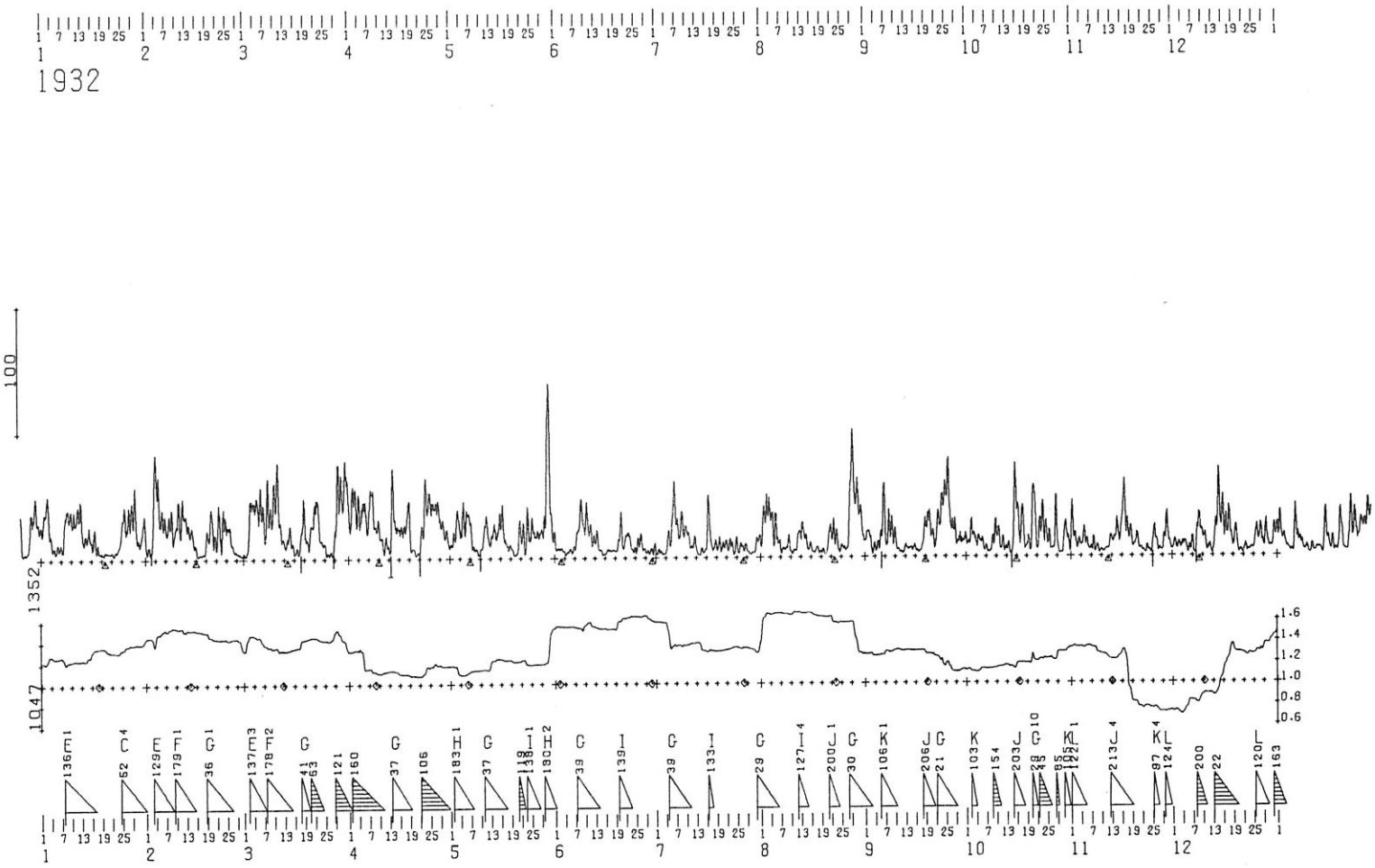
1932
100
1352
1947
1.6
1.4
1.2
1.0
0.8
0.6

	JAN.				FEB.				MAR.				APR.				MAY				JUNE			
	N	S		M	N	S		M	N	S		M	N	S		M	N	S		M	N	S		M
1	32	23	19	36	10	6	7	9 CK	3	4	4	3QC	36	29	23	42	19	7	12	14 K	8	5	7	7 CK
2	44	41	34	51	7	4	6	6QC	29	23	8	44	49	57	50	56	25	20	15	31	9	7	8	8 CC
3	24	19	24	19	49	68	34	84	35	49	39	45	35	41	24	52	29	25	33	22	7	6	6	6QCC
4	10	9	9	10 CK	54	54	55	53	44	41	37	49	29	34	23	40	33	27	21	39	4	3	2	6QCC
5	9	7	5	12 CC	32	34	26	40	47	40	37	51	43	42	39	46	31	28	21	39	7	6	7	7 CC
6	10	10	7	13 CC	23	31	23	31	36	37	32	41	25	27	23	29	29	34	34	29	8	5	4	9 CC
7	16	15	6	25	27	23	19	32	28	26	13	42	46	56	50	51	16	11	18	9 K	21	12	13	20
8	31	40	31	40	32	27	23	35	50	32	47	35	30	31	37	25	8	5	6	8QCC	36	37	26	48
9	32	36	29	39	20	17	14	24	43	39	24	57	32	20	22	31	3	3	3	3QCC	30	21	28	23
10	30	27	25	33	37	34	26	45	58	47	40	65	19	14	16	18	15	9	7	16 KK	34	35	40	29
11	37	33	28	42	36	26	17	46	48	27	46	30	11	7	6	12 CK	30	25	27	29	24	17	19	22
12	40	35	30	45	41	28	35	34	16	12	13	15	12	9	11	11QCC	14	13	17	10 K	15	12	10	18
13	14	15	17	13	25	22	21	25	16	8	10	14 C	52	22	5	70	21	17	19	20	16	15	18	14
14	21	17	20	19	22	20	20	23	17	22	18	21	28	27	31	24	19	18	24	15	8	5	7	7 CC
15	17	16	20	14	13	9	11	11 CK	9	10	9	9QCK	29	20	26	24	30	24	23	31	3	2	2	4QCC
16	19	12	9	23 K	5	2	4	4QCC	8	6	5	9QCC	18	23	22	20	27	33	38	22	7	4	4	7 CC
17	11	9	8	12 KK	4	4	4	4QCC	10	8	4	14 KK	23	24	26	21	11	14	16	10 CK	6	5	6	5 CC
18	5	4	5	4QCC	7	6	4	9 CK	38	29	24	44	44	36	34	46	9	8	6	11QCC	7	6	7	6 CC
19	4	5	4	5QCC	17	18	22	14	19	14	19	16	11	7	9	9QC	5	7	8	4QCC	12	6	6	12 CK
20	6	6	6	6QCC	33	34	40	27	16	15	7	24	4	7	8	3QCC	3	2	2	4QCK	24	22	18	28
21	4	6	6	5QCC	13	12	13	13 K	38	27	25	40	3	5	4	5QCK	14	30	24	19	13	8	8	14 C
22	3	6	5	4QCC	31	27	22	37	43	39	37	45	17	20	17	20	18	20	15	23	20	15	18	18
23	7	8	7	8 CC	33	11	10	34	26	17	29	15	42	52	34	61	26	20	5	42	12	12	18	7 KK
24	18	16	11	23	29	23	28	25	15	9	11	13 KK	43	43	39	48	14	13	14	13 K	10	4	5	9 CC
25	42	26	31	38	29	22	25	26	8	4	7	4QCC	38	41	37	42	28	23	31	19	11	8	4	16 KK
26	31	24	24	31	12	13	13	11 C	4	5	3	6QCC	40	44	39	45	20	19	17	22	14	16	14	16 K
27	44	28	28	44	5	6	6	6QCC	7	7	2	13 KK	29	46	47	29	17	18	15	20	5	7	6	6QCC
28	43	39	24	57	3	5	5	4QCC	57	45	27	75	26	29	24	31	24	29	21	32	6	4	5	5QCC
29	19	16	19	16	4	2	3	4 CC	50	52	42	61	19	21	18	22	73	74	30	117	8	4	4	8 CC
30	13	15	9	19					55	52	37	70	11	12	15	9QC	76	72	112	37	8	5	2	11 CC
31	26	25	28	24					60	52	66	46					24	14	18	21				
	21.3				22.5				30.1				28.2				22.9				13.1			
		19.1				20.3				25.7				28.1				21.4				10.4		
			20.2				21.4				27.9				28.2				22.2				11.8	

	JULY				AUG.				SEP.				OCT.				NOV.				DEC.			
	N	S		M	N	S		M	N	S		M	N	S		M	N	S		M	N	S		M
1	7	3	3	7 CC	24	17	8	34	17	17	13	21	12	11	10	13 C	26	32	41	17	9	12	8	13 CK
2	4	5	5	4 CC	53	29	32	51	18	17	19	17	19	22	17	25	13	15	19	8	9	8	8	10 CC
3	4	3	4	4QCC	38	33	32	39	8	6	2	12QCC	17	17	18	17	9	14	13	10 CC	8	10	10	8 CC
4	19	10	7	22 K	23	29	32	20	9	7	4	12 CC	13	12	8	18 K	13	16	10	20 K	10	13	11	12 CC
5	26	14	9	30	25	21	33	14	13	14	6	22	15	13	13	16 K	13	13	12	15 KK	6	7	8	4QCC
6	40	47	50	37	12	12	11	14 CC	38	48	28	58	8	6	6	7QCC	7	6	7	7QCC	12	11	8	16 KK
7	21	24	31	15	5	6	3	8 CC	12	13	8	17 K	7	4	7	4 CC	12	9	6	15 KK	3	4	5	2QCK
8	32	28	25	35	7	7	6	9 CK	31	20	29	22	8	9	4	13 KC	6	8	4	10 CK	19	40	23	35
9	25	16	17	25	10	12	17	5 KK	27	13	20	20	22	17	10	30	3	5	4	5QCC	23	18	22	19
10	22	14	19	18	5	4	4	4QCC	6	13	12	7QCK	20	18	16	23	5	4	5	4QCC	17	15	16	18
11	10	5	7	9 CK	10	5	5	10 CK	5	4	4	4QCC	10	10	7	13 CK	5	7	6	6 CC	7	7	4	9 CC
12	13	13	14	13 KC	25	13	18	20	7	4	3	8 CC	9	7	8	8 CC	12	14	9	17 KK	4	6	8	2QCC
13	3	4	5	2QCC	29	20	28	21	8	6	8	7 CC	6	11	6	11QCC	18	12	14	17	15	19	9	25
14	6	5	3	8QCC	10	15	15	11 KK	7	8	7	8 CC	4	6	2	8QC	21	24	18	28	45	50	28	68
15	7	5	4	8 CK	9	8	5	12 CC	9	7	5	10 CC	48	57	46	60	20	16	11	25	35	36	29	42
16	36	32	24	45	5	4	5	4QCC	4	4	4	5QCC	30	28	43	16	65	36	39	62	35	22	28	29
17	12	8	13	8 C	8	6	6	9QCC	5	5	4	6QCC	35	26	20	41	25	25	19	31	33	23	18	39
18	12	8	7	14 KC	6	4	5	5QCC	22	19	13	29	12	9	13	8 K	21	17	14	25	16	14	18	13
19	15	8	6	17 KK	5	4	4	6QCC	31	28	23	35	10	14	10	14 KK	11	8	9	10 C	20	15	11	25
20	9	6	4	11 CK	4	2	2	5 CK	29	18	29	18	30	34	9	56	18	12	13	19 K	7	7	10	3 CK
21	10	11	7	14 CC	25	19	19	26	17	10	19	9	34	32	49	17	6	7	6	8 CC	4	5	6	3QCC
22	12	9	8	13 KC	22	19	15	26	27	30	20	37	20	15	7	29	3	6	4	4QCC	7	8	6	9 CC
23	10	8	8	10 CK	15	14	14	15	40	34	24	50	40	26	21	44	5	8	4	9 CC	2	7	5	4QCC
24	9	9	3	15 KK	8	4	6	7 CK	52	45	40	58	24	16	12	29	2	6	5	3QCC	5	8	7	6 CC
25	7	4	6	5 CC	8	7	9	7 CC	55	74	50	79	10	18	10	18	15	24	14	25	15	16	11	21
26	12	8	11	9 CC	7	7	5	8 C	29	26	34	21	7	5	6	7QCK	4	15	15	5 CK	15	19	18	17
27	8	8	5	11 CC	51	45	34	63	27	24	23	28	22	37	15	45	5	7	8	5 CC	22	16	24	14
28	4	4	4	3QCC	75	79	102	52	10	10	9	11 C	4	6	8	2QC	9	15	6	18 K	20	18	8	30
29	4	3	3	4QCC	50	54	50	55	17	12	20	10 K	9	5	4	10 KK	20	32	32	20	7	11	11	8 C
30	12	6	4	14 CC	37	36	33	39	18	13	12	19 K	24	21	26	19	8	11	13	6 CK	12	12	9	15 K
31	16	14	13	18 K	13	17	18	13					9	12	16	5 C					29	18	23	24
	13.8				20.2				19.9				17.4				13.4				15.1			
		11.0				17.8				18.3				17.0				14.1				15.4		
			12.4				19.1				19.1				17.2				13.8				15.3	

ANNUAL MEAN N 19.83 S 18.23 M 19.04

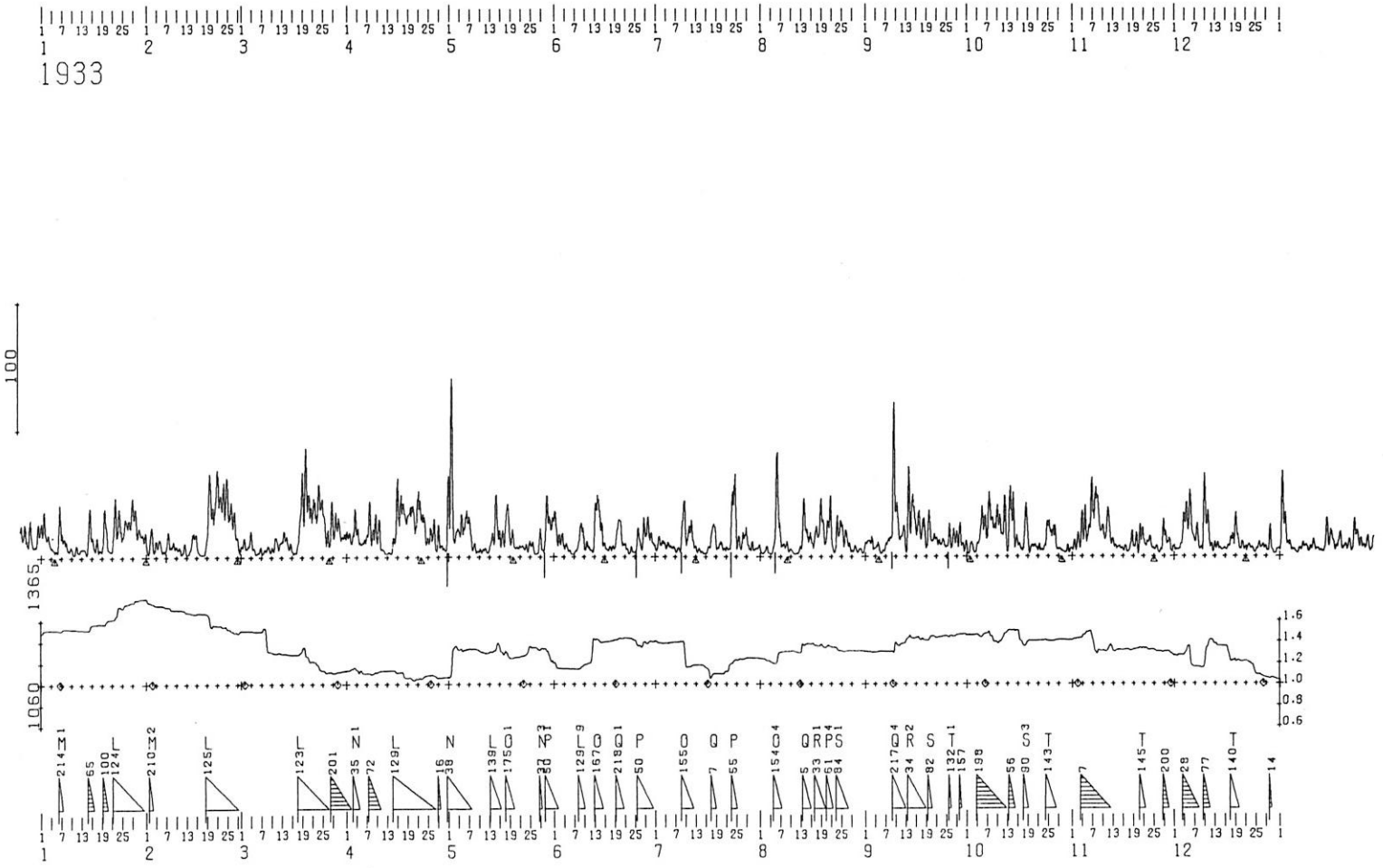
1933
100
1365
1060
1.6
1.4
1.2
1.0
0.8
0.6

	JAN.				FEB.				MAR.				APR.				MAY				JUNE			
	N	S	M		N	S	M		N	S	M		N	S	M		N	S	M		N	S	M	
1	27	26	17	37	4	4	4	4 CK	13	8	7	15 C	23	14	18	19	84	79	22	141	32	23	34	22
2	18	15	19	15	15	21	17	20 K	9	6	8	8 CC	14	13	11	18	22	20	30	11	12	14	15	11 K
3	10	11	12	9 CC	9	6	4	12 KK	14	14	8	20 K	20	31	28	23	24	18	20	21	10	16	18	9 KK
4	4	9	8	5QCC	10	10	7	13 CK	9	6	9	7 CK	19	14	23	10	30	21	17	33	7	11	9	9 CC
5	3	7	6	4QCK	9	7	12	3 CC	3	2	2	3QCC	9	11	10	11 CC	22	20	19	24	5	4	4	5QCC
6	28	26	30	24	5	6	6	5QCC	5	6	3	8QCC	19	12	15	16	30	33	37	26	2	2	2	2QCC
7	16	14	15	15	13	15	14	15 K	4	4	2	6QCC	36	24	16	44	13	22	26	9	6	4	4	6 CC
8	7	11	12	7 CK	6	9	7	9 CC	8	6	4	10 CC	18	13	10	21	9	8	8	10 CC	20	17	12	24
9	6	7	4	9 CC	12	7	10	9 CC	6	5	6	5QCC	17	25	26	16	4	3	3	4QCC	15	21	20	16
10	2	4	4	2QCC	7	7	6	9 CC	9	7	7	9 CC	21	22	17	27	4	5	7	3QCC	9	9	6	12 CK
11	5	9	10	4QCC	3	3	2	3QCC	15	11	16	10 KK	6	5	5	6QCK	6	7	6	7 CC	6	6	7	6 CC
12	4	6	4	7 CC	4	10	11	3 CC	9	13	10	12 CC	3	3	4	3QCC	5	3	3	4QCC	9	6	5	10 C
13	5	8	7	6 CC	3	5	2	5QCC	12	19	12	19	3	4	4	3QCC	13	14	10	18 KK	53	39	43	49
14	9	5	3	11 C	14	12	7	18 KK	12	14	16	10 KK	10	9	3	16 CC	26	33	11	48	30	28	38	20
15	34	18	39	13	13	20	15	19	7	9	8	8 CC	28	38	13	53	21	22	25	19	19	15	23	11
16	9	10	13	6 CK	3	5	5	3QCC	4	3	4	3QCC	41	33	30	44	12	15	9	19	6	5	7	5QCC
17	10	10	15	6 KC	2	2	2	2QCC	8	8	4	12 CK	32	44	34	42	18	19	11	26	7	5	5	8 CC
18	5	5	6	4 CC	7	7	2	12 CK	46	43	32	58	32	30	32	31	29	34	42	21	5	9	9	6QCC
19	21	29	12	38	50	46	34	62	58	49	32	75	35	39	34	40	19	12	9	22	18	16	12	22
20	16	12	23	6	34	31	31	34	52	44	47	50	30	39	36	34	9	6	8	7 CK	35	22	30	28
21	3	6	4	4QCK	60	41	36	65	30	36	39	27	43	27	24	46	7	8	8	7 CC	9	9	9	9 CK
22	31	32	16	48	47	49	50	46	40	37	47	31	32	42	37	37	9	8	8	10 CC	10	5	9	7 CC
23	22	22	16	29	46	49	36	59	41	47	30	58	29	31	28	32	8	7	5	10 CC	6	4	2	8 CC
24	20	24	30	13	55	45	38	62	43	41	37	46	14	14	13	15	11	4	4	11QCC	4	3	4	4QCC
25	28	20	17	31	35	30	28	38	21	29	32	18	13	19	10	22	16	4	8	12 CC	17	11	5	23 K
26	29	25	25	29	41	25	34	33	16	11	20	9	21	23	14	31	3	2	3	2QCC	10	11	14	7 C
27	41	28	25	44	17	19	21	16	22	34	17	40	14	9	5	18 K	12	7	3	16 KK	20	17	13	24
28	36	32	30	38	8	5	7	7 CC	25	26	16	36	15	8	14	10QKK	13	5	13	6 KK	28	21	17	32
29	20	17	15	23					23	24	21	27	6	6	5	7QCC	29	29	9	48	20	13	15	20
30	20	15	19	17					13	16	13	17	33	31	4	60	29	29	29	29	10	9	10	9 CK
31	17	14	12	19 K					17	16	19	15					29	23	22	30				
	16.3				19.0				19.2				21.2				18.2				14.7			
		15.5				17.8				19.2				21.1				16.8				12.5		
			15.9				18.4				19.2				21.1				17.5				13.6	

	JULY				AUG.				SEP.				OCT.				NOV.				DEC.			
	N	S	M		N	S	M		N	S	M		N	S	M		N	S	M		N	S	M	
1	9	7	4	12 CC	3	3	4	2QCC	13	11	12	12 CC	4	3	2	5QCC	7	12	7	12 CC	3	7	5	6QCC
2	13	8	13	9 CK	9	4	5	8 CC	20	10	13	17 K	9	10	10	9 CC	12	14	9	17 KK	9	6	5	10 CK
3	13	10	13	11 CC	4	2	4	3 CC	6	6	5	6QCK	7	4	3	8 CC	24	15	7	34	25	23	15	33
4	12	7	7	11 CC	6	3	2	7 CC	12	7	8	12 CC	14	10	10	15 C	36	18	13	41	33	31	32	32
5	7	7	8	7 CC	45	50	16	79	3	4	4	3QCC	35	30	35	30	19	14	11	23	42	37	31	48
6	7	8	9	6 CC	30	38	47	22	7	4	5	6QCC	22	20	29	14	46	39	22	62	17	17	19	15
7	7	4	3	7 CC	9	10	9	10 CK	8	14	9	14 CC	46	37	43	40	52	32	37	47	21	18	12	26
8	16	8	4	20 K	11	8	6	12 CC	17	14	16	17	26	26	31	22	46	40	48	38	8	7	7	8 CK
9	32	35	40	27	7	3	5	5QCC	62	84	112	35	35	24	24	36	27	17	19	25	37	33	5	66
10	17	13	12	19	5	2	5	3QCC	32	34	43	23	33	26	29	31	19	13	17	15	29	34	27	36
11	20	21	19	23	2	3	2	3QCC	13	15	13	16	19	19	18	20	34	29	34	29	11	12	13	10 C
12	13	8	13	8 CK	8	4	3	8 CC	16	19	25	11	31	26	46	11	14	13	12	15 C	5	9	4	11 CC
13	5	4	4	6QCC	28	27	9	47	35	44	7	71	35	31	11	56	8	9	9	9 CC	7	10	6	12 CC
14	5	3	4	4QCC	23	19	21	22	37	27	20	44	48	26	35	40	6	9	8	8QCC	5	7	7	6QCC
15	3	2	2	3QCC	16	13	11	18	38	28	38	28	12	13	9	16 K	5	8	6	7QCC	5	7	6	6QCC
16	7	4	3	8 CC	12	8	11	10 C	30	28	23	35	8	9	10	8QCC	4	9	5	8 CC	7	6	5	9 CC
17	17	11	9	20	20	17	20	19	20	14	15	20	12	8	6	14 K	4	5	4	5QCC	12	12	10	15 KK
18	22	22	26	17	43	18	18	44	23	19	31	11	29	36	37	28	15	15	12	19 K	23	23	18	28
19	7	6	6	8 CK	24	21	27	18	22	24	9	37	9	5	6	8 CK	13	10	9	13 KK	15	18	21	13
20	9	10	12	7 CC	19	19	10	29	16	12	17	11	6	10	8	8 CC	18	5	9	14 KK	12	6	6	13 CC
21	5	6	7	4QCC	29	36	23	42	17	14	17	13 K	5	9	8	6QCC	23	17	17	23	7	7	7	7 CC
22	8	6	8	6 CK	5	7	9	3 C	15	11	12	14 KK	6	9	9	6 CC	11	9	12	8 C	9	7	6	10 CC
23	31	36	15	52	23	18	8	33	12	10	9	13QCC	6	7	5	9 CC	17	11	12	16 K	5	9	6	8 CC
24	42	45	52	35	23	19	18	25	9	9	11	7QCC	14	22	8	29	4	11	9	6QCC	3	5	4	4QCC
25	12	12	9	15 K	18	14	23	9	15	18	8	26 K	28	18	29	18	7	8	7	9 CC	7	10	7	11 CC
26	14	6	5	15 CK	18	14	20	12 K	12	9	6	15 K	22	21	20	23	2	4	4	2QCC	7	9	7	10 CC
27	23	15	16	23	7	8	11	4 CC	15	17	16	16	9	9	12	6 CK	19	15	7	27 K	7	8	8	8 CC
28	6	9	10	6 CK	6	5	4	8 CC	20	15	12	23	5	6	7	5QCC	12	17	16	14	9	9	4	14 KK
29	9	7	5	12 KC	5	5	7	3 CC	12	10	12	10 CK	4	4	4	4QCC	10	15	13	13 KK	14	8	16	5 KK
30	5	7	5	7QCC	7	5	6	6 CC	9	9	5	13 CC	4	9	4	9 CC	8	5	5	8 CK	3	2	2	3QCC
31	8	7	6	10 CC	5	4	2	7QCC					5	6	4	7 CC					3	9	6	7 CC
	13.1				15.1				18.8				17.7				17.4				12.9			
		11.4				13.2				18.0				16.0				14.6				13.1		
			12.3				14.2				18.4				16.8				16.0				13.0	

ANNUAL MEAN N 16.96 S 15.75 M 16.36

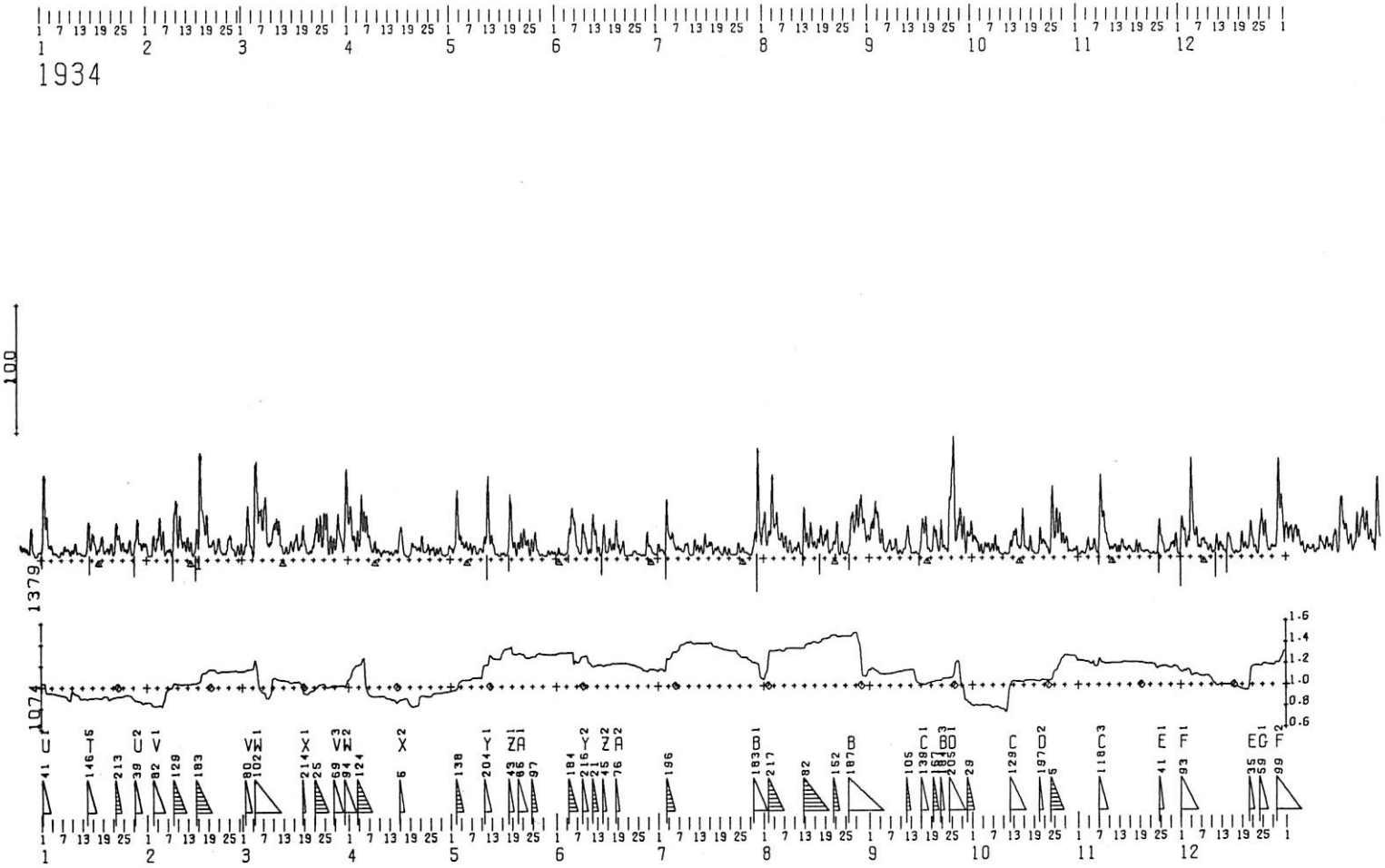
1934
100
1379
1074
1.6
1.4
1.2
1.0
0.8
0.6

	JAN.				FEB.				MAR.				APR.				MAY				JUNE			
	N	S	M		N	S	M		N	S	M		N	S	M		N	S	M		N	S	M	
1	38	39	10	67	4	5	5	4QCC	7	7	4	10 C	35	37	31	41	7	6	9	5 CC	7	5	3	10 CC
2	31	22	24	29	14	7	4	18 KK	31	26	22	35	17	18	16	20	33	24	10	48	4	4	3	5QCC
3	8	11	11	9 C	10	8	9	9 CK	12	11	13	10 K	19	10	6	23	25	21	27	19	4	2	3	4QCC
4	8	7	8	7 CC	31	21	18	34	40	37	3	74	32	23	11	44	14	10	11	13 KK	16	8	4	19 KK
5	3	5	5	4QCC	15	16	8	23	44	44	54	34	34	27	22	38	12	9	10	12 CK	38	25	22	40
6	4	5	2	7QCC	5	6	3	8QCK	28	36	37	26	27	25	34	17	13	7	7	13 CC	27	23	32	19
7	9	6	6	10 CC	7	10	8	10 CC	41	45	37	50	12	13	17	9 KK	6	9	3	11 CC	8	7	9	6 CK
8	9	7	7	10 CC	11	9	4	16 K	14	13	13	14 K	12	9	6	15 KC	7	6	9	4 CC	20	10	4	26
9	6	5	6	5QCC	39	39	36	42	15	16	12	18	7	7	5	9 CC	10	5	6	9 CC	18	16	20	15
10	8	9	7	10 CC	25	21	13	33	25	30	28	27	4	5	5	4 CC	15	6	6	15 KK	8	5	6	8 CC
11	7	8	9	6 CC	16	13	15	15	29	25	23	31	6	5	6	6 CC	31	28	12	47	22	11	4	30
12	3	7	7	4QCC	15	10	11	13 KK	8	10	11	8QC	7	7	7	6 CC	30	24	39	15	25	20	23	22
13	4	5	5	4QCC	16	9	12	13 KK	9	7	5	11QCC	6	4	6	5QCC	12	10	12	10 CK	5	8	8	5 CK
14	19	16	7	29 K	5	5	5	5QCK	5	6	4	7QCC	8	4	5	8 CC	5	2	4	4QCC	13	5	2	16 KK
15	15	11	12	14 K	19	14	9	24 K	14	10	15	8 KK	12	8	5	15 KK	4	3	2	4QCC	18	7	21	4 KK
16	17	14	20	12 K	36	56	9	84	16	19	15	20 K	25	19	22	21	5	3	4	5QCC	12	10	5	17 KC
17	5	8	4	9 CC	34	37	39	32	12	8	10	9 CK	5	4	6	3QCK	5	3	2	7 CK	11	8	7	12 CK
18	14	15	12	17 K	30	22	20	33	22	16	12	26	3	2	2	4QCC	41	31	24	49	20	18	7	31
19	9	7	10	6 CK	10	10	10	10 C	8	11	13	6QCK	9	9	6	12 CC	17	9	12	14 K	8	6	8	7 CK
20	7	9	9	7 CC	12	14	14	13 CC	6	6	5	7QCC	12	8	10	10 CC	10	5	3	12 CC	15	6	8	15 CC
21	10	11	9	12 CC	9	8	6	11 CK	7	10	5	12 CK	9	7	8	9 CC	19	8	8	19 KK	3	2	2	3QCC
22	12	9	4	16 K	14	9	17	6 KC	31	21	18	34	13	12	7	18 KK	17	16	13	21	3	2	2	4QCC
23	23	19	22	20	6	4	4	6QCC	31	18	14	36	5	6	6	6QCK	13	13	12	16 KK	5	4	2	6 CC
24	13	12	12	13 CK	12	8	5	16 KK	15	18	11	22	9	7	13	4 KC	11	7	3	15 KK	4	5	5	3 CC
25	9	8	8	10 CC	15	16	16	15	40	27	31	37	11	7	9	10 CC	18	7	6	20 KK	4	3	3	4 CC
26	12	8	7	14 KC	7	7	8	6QCC	15	9	5	19 K	9	3	4	8 CC	8	7	10	6 CK	3	3	2	4QCC
27	6	7	8	5 CK	7	8	4	12 CC	15	7	5	17 KK	8	6	4	9 CC	4	2	2	4QCC	14	9	2	20 KK
28	10	13	8	16 K	7	10	4	13 CC	19	15	8	27	5	4	6	3 CC	2	2	2	2QCC	11	7	9	10 CK
29	16	29	32	12					22	21	26	18	4	4	3	4QCC	6	4	2	7 CC	5	4	6	4 CC
30	15	10	12	13 KC					14	12	12	14 K	5	11	5	11 CC	7	2	4	7 CC	3	4	4	4 CC
31	12	11	11	12 CC					47	55	51	51					5	4	4	5 CC				
	11.6				15.4				20.7				12.3				13.3				11.8			
		11.3				14.3				19.2				10.4				9.5				8.2		
			11.5				14.9				20.0				11.3				11.4				10.0	

	JULY				AUG.				SEP.				OCT.				NOV.				DEC.			
	N	S	M		N	S	M		N	S	M		N	S	M		N	S	M		N	S	M	
1	13	6	12	7 C	23	26	34	15	20	23	15	29	17	13	12	18 K	3	3	2	4QCC	21	30	26	25
2	7	5	7	4 CK	17	16	16	18	40	26	23	43	10	13	12	11 CK	4	4	5	3 CC	12	16	21	7
3	33	19	13	40	40	46	37	50	29	34	37	26	5	9	7	7 CC	12	7	6	13 KC	23	19	15	28
4	18	17	21	15	30	27	24	34	16	17	11	22	9	7	4	12 CC	7	8	8	8 CC	52	48	68	33
5	17	14	20	12 K	22	14	22	15	5	6	7	4 CK	7	12	8	12 CC	13	9	7	15 CC	24	15	17	23
6	10	6	7	9 CC	19	11	20	11	12	9	9	11 CC	7	8	4	11 CC	5	4	6	3 C	7	7	7	7 CK
7	10	6	8	8 CC	12	13	15	11 KK	11	5	11	6 CC	13	10	5	19 KK	48	44	35	57	15	13	15	13 K
8	7	5	6	7 CC	10	10	5	15 CC	13	10	8	15 KC	4	9	5	8QCK	30	27	34	24	10	12	11	10 CK
9	12	11	10	13 CC	5	5	5	6QCC	5	5	4	6QCC	3	2	3	2QCC	20	10	19	11	5	10	5	11QCC
10	4	2	4	3QCC	10	5	9	7QCC	5	4	4	5QCC	3	4	3	4QCC	8	6	6	9 CC	4	4	4	5 CC
11	13	5	3	15 KK	8	9	13	3 CC	11	10	7	14 KK	3	2	3	3 CC	10	8	7	11 CC	9	14	8	15 KC
12	12	5	7	11 CK	23	12	3	33	19	16	26	10 K	16	12	14	14 K	9	5	4	10 CC	5	12	4	13 CC
13	8	6	4	10 CC	24	12	17	20	4	4	4	5QCC	25	16	18	23	9	10	3	15 CC	5	10	9	6 CC
14	14	5	3	16 KK	17	19	7	29	4	4	4	5QCC	6	10	10	7 CK	10	7	8	8 CC	9	9	4	14 KK
15	13	7	11	9 CK	13	10	11	12 C	5	3	4	5 CK	26	24	11	39	5	9	5	10 CC	14	14	17	12 K
16	15	11	14	13 KC	14	6	9	11 CK	25	24	23	25	5	9	8	6 C	3	7	6	5 CC	3	5	6	2QCC
17	8	4	3	9 CC	23	16	13	26	25	22	25	22	11	6	7	11 CK	7	5	5	8 CC	3	5	5	3QCC
18	7	8	6	10QCC	15	10	13	12 K	7	5	8	4 CK	10	6	11	5 KK	9	8	10	7 CC	9	7	4	12 KK
19	4	4	5	2QCC	27	11	15	23 K	17	11	5	23 K	3	4	3	4QCC	4	9	8	5 CC	10	12	13	9 CK
20	9	4	4	9 CC	6	4	4	7QCK	17	17	20	14	16	11	4	23 KK	3	6	4	5QCC	6	9	8	7 CC
21	8	3	4	8 CC	9	10	7	12 CK	15	7	5	17 K	13	12	10	15 C	3	5	5	3QCC	19	19	14	25
22	4	2	4	3QCC	22	20	19	24	19	11	20	10	11	9	12	8 CC	2	3	3	2QCC	11	13	15	9 C
23	4	2	3	4QCC	9	4	3	11 CK	6	7	8	5QC	6	6	6	5 C	4	3	4	2 CC	4	4	6	2QCK
24	10	6	4	12 CC	5	5	6	4QCC	39	41	33	48	38	41	45	34	18	14	5	27 K	22	31	21	31
25	8	5	4	9 CC	5	5	4	6QCC	84	69	68	86	30	25	17	39	11	16	17	11	24	25	22	27
26	7	2	5	5 CC	26	19	12	34	21	17	12	26	28	23	21	30	6	6	9	4 CC	9	13	16	6 KK
27	4	4	4	4 CC	35	20	31	25	41	23	25	38	15	18	15	18	4	6	5	6 CC	3	10	4	9QCC
28	5	2	2	5 CC	35	31	42	24	25	18	20	24	13	12	11	15 KK	12	12	12	12 CC	6	10	9	8 CK
29	19	12	13	19	44	42	44	43	12	12	3	21 K	5	5	5	5QCK	11	15	7	20 KK	43	44	17	70
30	49	55	56	49	28	24	29	23	27	18	17	29	6	6	4	8 CC	3	3	3	2QCK	46	37	39	44
31	27	13	16	24	15	19	16	18					5	8	7	6 CC					29	20	25	24
	12.2				19.1				19.3				11.9				9.7				14.9			
		8.3				15.6				16.0				11.3				9.3				16.0		
			10.3				17.4				17.6				11.6				9.5				15.5	

ANNUAL MEAN N 14.37 S 12.45 M 13.41

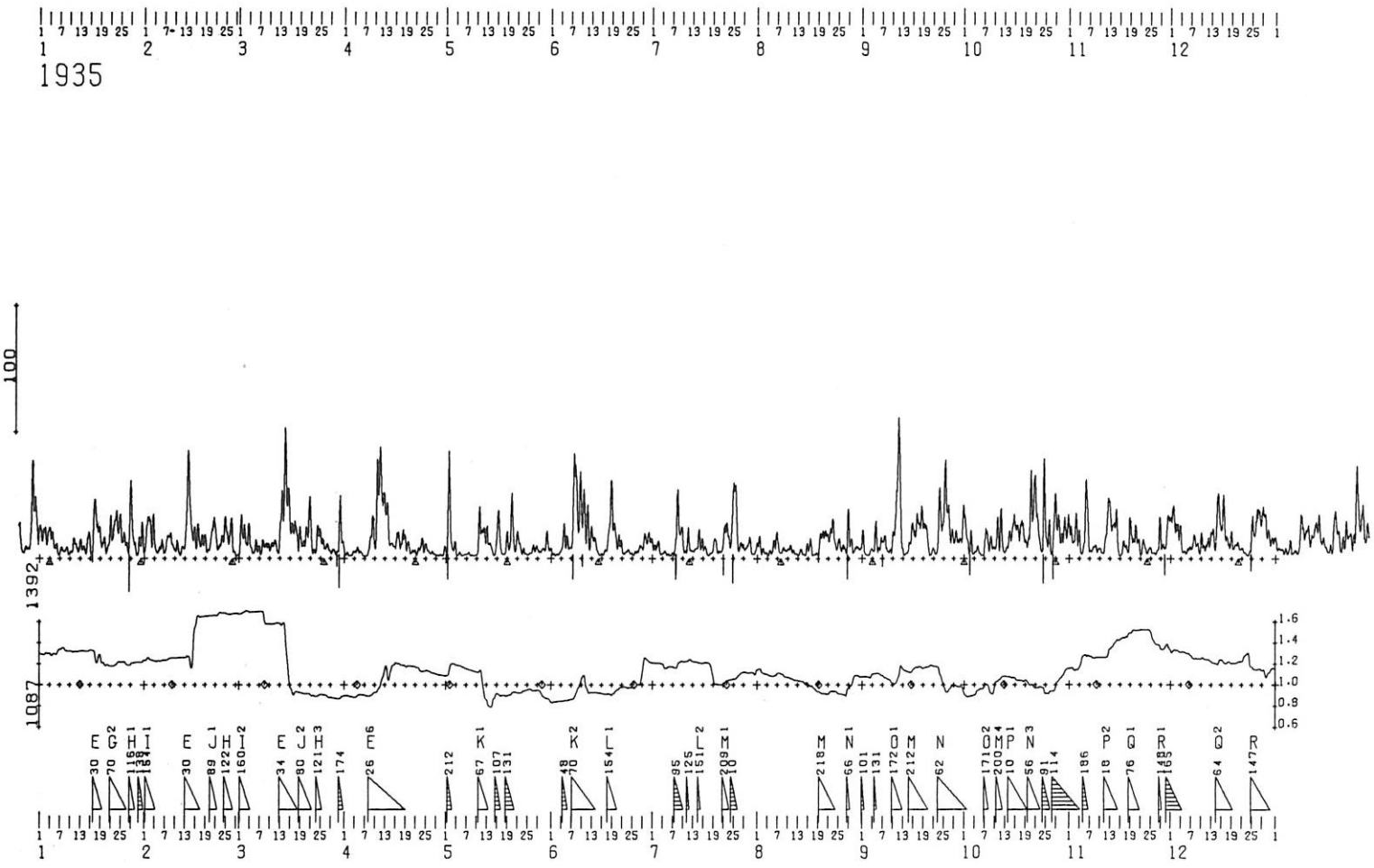
1935
100
1392
1087
1.6
1.4
1.2
1.0
0.8
0.6

	JAN.				FEB.				MAR.				APR.				MAY				JUNE			
	N	S	M		N	S	M		N	S	M		N	S	M		N	S	M		N	S	M	
1	20	17	23	14	22	16	11	27	19	24	15	28	4	4	3	5 CC	57	33	5	85	5	2	3	4QCC
2	23	20	24	20	35	26	33	29	16	20	16	20	3	2	2	3QCC	22	10	25	7	3	3	2	4QCC
3	19	18	16	22	20	24	14	31	24	15	11	29	4	5	4	5 CC	7	12	8	12 KC	6	3	3	6 CC
4	24	17	20	21	7	5	8	4QCK	9	8	10	7QCK	11	5	6	10 CC	4	2	2	4 CC	26	12	10	29 K
5	11	8	9	11 CK	9	9	7	10 CC	12	7	4	15 KC	5	5	4	6 CC	4	2	4	2 CC	15	9	8	17 K
6	4	4	5	3QCC	7	10	12	4 CC	10	7	7	10 CK	3	2	3	2QCC	3	3	3	3QCC	10	7	9	9 CK
7	5	10	10	6QCC	10	14	7	17 CK	12	6	3	15 KK	3	2	2	3QCC	5	4	5	4 CC	61	36	14	83
8	5	8	5	8QCC	17	19	16	21	12	9	10	11 CC	11	15	9	17 K	2	3	2	3QCC	52	46	68	31
9	7	4	7	4QCC	9	10	11	8 CK	10	10	9	12 CC	18	29	34	13	3	2	2	3QCC	43	49	36	56
10	5	8	5	9QCK	9	10	6	13 KC	12	8	8	12QCC	45	52	21	76	26	19	5	41	43	39	32	50
11	15	11	15	12 KK	4	4	4	4QCC	13	12	12	13 CC	67	68	63	72	22	17	20	20	36	18	11	43
12	10	7	6	12 CC	9	7	9	8 CK	12	5	6	11 K	47	47	42	52	24	23	22	25	17	12	7	23
13	12	9	12	10 CC	53	48	24	78	42	37	30	49	43	32	35	40	15	10	14	11 C	17	14	16	15
14	7	7	7	6 CC	41	40	53	29	59	83	55	87	10	12	10	12 C	9	5	10	4 CC	10	5	11	5 CC
15	17	18	17	19 K	20	22	17	25	43	47	42	48	14	6	11	10 CK	12	5	2	14 C	4	2	2	4QCC
16	10	8	2	16 K	16	19	8	27	25	22	19	28	17	15	15	18 K	27	29	37	20	5	2	2	6QCC
17	39	41	47	33	15	10	13	13 C	22	26	24	24	12	11	12	11 K	5	4	5	4 CK	15	7	6	17 KK
18	29	18	21	26	24	12	17	19 K	22	11	11	22	23	17	21	19	14	6	3	17 KK	47	40	25	62
19	15	8	11	12 C	6	6	5	7QCK	12	12	14	10 K	10	10	6	14 CK	14	10	11	12 K	29	21	22	28
20	12	9	15	6 KK	15	13	9	19	24	11	10	26	8	4	7	4 CC	38	30	47	22	18	10	15	14
21	19	15	11	23	32	24	30	25	34	32	17	49	8	5	6	7 CC	15	7	5	18 K	15	9	9	15 KK
22	22	15	20	18	12	9	14	8 C	13	11	20	4 K	6	5	2	9 CC	16	12	17	12 K	4	4	4	4 CC
23	35	34	31	39	18	11	10	18 K	10	7	6	11 CK	12	10	8	15 KC	5	7	4	8 CC	8	5	6	7 CC
24	29	25	20	35	19	26	12	33	28	21	25	24	11	7	6	12 CC	3	4	4	3QCC	5	3	4	4 CC
25	18	11	13	17	18	17	21	14	10	17	12	15 K	7	6	7	7 CC	4	4	3	5QCC	5	4	2	6QCC
26	15	14	16	13 K	26	26	20	32	9	10	8	11 CC	5	4	4	6 CC	8	9	5	11 CC	4	5	5	4 CC
27	29	27	3	53	4	5	5	4QCK	9	6	9	6QCC	4	3	4	3QCC	8	8	6	11 CC	13	7	11	9 CC
28	24	26	36	15	3	3	2	4QCK	5	7	5	7QCC	3	2	3	2QCC	6	4	5	5 CC	17	13	11	19 K
29	6	7	11	2 CK					5	5	4	6QCC	3	3	4	2 CC	10	6	8	9 CC	18	14	13	19
30	9	13	7	15 KK					32	23	5	50	7	7	6	9 CC	16	14	8	22 K	17	11	13	16
31	17	17	29	6					11	11	12	10 C					8	7	7	8 CK				
	16.5				17.1				18.6				14.2				13.3				19.0			
		14.8				15.8				17.0				13.1				10.0				13.8		
			15.6				16.5				17.8				13.6				11.6				16.4	

	JULY				AUG.				SEP.				OCT.				NOV.				DEC.			
	N	S	M		N	S	M		N	S	M		N	S	M		N	S	M		N	S	M	
1	7	10	7	10 CC	17	11	10	18 C	17	10	22	4 KK	21	24	29	16	16	21	23	14	33	38	29	43
2	15	9	10	14 KK	5	6	3	9 CK	3	3	3	3QCC	13	10	4	19 KK	25	17	14	29	24	24	21	28
3	4	4	4	4 CC	4	5	4	5QCC	5	8	6	8 CC	7	4	7	4QCK	24	16	18	22	24	21	19	27
4	6	4	5	6 CC	6	4	2	7 CC	18	13	6	25 K	8	7	6	10 CC	5	5	5	5QCK	5	7	7	5QCK
5	3	3	2	4QCC	14	5	4	15 CC	14	7	12	9 K	5	4	6	3QCC	43	30	13	60	5	7	5	8QCC
6	5	2	2	5QCC	15	14	8	22 K	7	15	10	13 KK	4	4	3	4QCK	22	27	43	5	5	11	7	10QCC
7	11	6	2	15 K	8	6	10	4 CK	16	16	14	18 K	21	21	24	18 K	7	7	5	8 CC	12	15	8	19 K
8	33	39	49	24	9	5	4	10 CC	8	6	8	5QCK	15	9	6	18 KK	11	9	10	11 CC	14	11	14	12 CK
9	20	26	21	26	8	5	7	6 CC	12	8	8	12 KK	7	9	7	8QCC	7	7	7	8 CC	11	7	5	13 KK
10	7	5	5	7 CK	12	7	8	11 CC	27	24	18	32	21	21	9	34	3	7	6	4QCC	14	10	14	10 KK
11	16	12	14	14 K	5	5	5	6 CC	78	88	54	112	21	24	6	39	14	15	11	18	12	11	9	14 KK
12	9	4	7	7 CC	4	3	4	4QCC	31	26	48	8	11	7	13	5 K	47	40	42	46	13	17	10	20
13	9	5	5	9 CC	7	4	3	8 CC	4	3	3	4QCC	8	9	9	9QCK	36	19	29	27	16	20	19	17
14	22	11	9	24 K	4	3	4	4QCC	10	7	4	14 CC	20	16	23	15	35	28	24	39	32	30	12	49
15	11	11	7	16 K	11	4	3	12 CC	20	21	12	29	35	25	27	34	5	6	9	2 CK	35	27	39	24
16	9	7	8	8 CK	13	9	9	13 KC	19	19	19	20	28	19	22	25	9	7	4	13 CC	36	38	35	39
17	3	2	3	3QCC	3	2	2	4QCC	40	22	35	28	21	24	18	28	7	10	10	8QCC	14	15	14	16
18	7	3	4	6QCC	3	5	3	4QCC	38	32	32	38	25	15	28	13	17	18	4	30	16	13	8	20 K
19	18	11	16	14 C	16	13	10	19 K	28	24	24	27	19	9	13	15	20	16	21	17	11	7	8	10 CK
20	7	4	4	6 CC	21	15	19	18	9	9	16	2 KK	45	44	34	55	19	18	13	25	13	13	12	14 CC
21	9	6	5	10 CK	24	15	21	19	6	7	4	10QCC	60	42	35	66	8	13	14	8 CK	6	9	7	8 CC
22	26	26	25	27	19	19	14	23	4	5	5	4QCC	33	25	33	26	10	10	4	16 CC	5	7	7	5QCC
23	18	13	18	14	27	19	32	14	42	30	15	57	9	9	13	5 C	5	8	10	4 CC	2	4	4	2QCC
24	36	32	14	55	12	6	8	10 CK	32	23	28	27	41	53	56	37	7	9	6	10 CC	12	14	6	20 KK
25	43	59	53	48	14	8	16	6 CC	62	56	70	48	22	16	15	24	5	4	5	5QCC	23	19	25	18
26	12	5	9	8 C	8	10	11	8 CC	37	23	38	22	11	6	13	4 K	5	5	4	6QCC	32	37	30	40
27	16	8	13	12 CC	27	16	4	40	18	20	20	18	40	38	25	53	23	17	7	33 K	32	29	36	26
28	7	7	6	8 CC	14	11	10	16 K	13	21	15	19	33	22	23	33	7	11	8	11 C	39	36	42	33
29	15	12	10	18 K	7	5	4	7 CC	20	12	16	17	18	12	12	18	18	13	9	22	26	17	20	24
30	5	4	5	3QCK	11	8	10	9 CC	33	22	12	42	19	29	24	25	36	28	32	32	16	15	14	18
31	11	5	5	11 CC	9	7	7	10 CK					30	22	22	31					13	13	12	16 K
	13.5				11.5				22.3				21.6				16.5				17.8			
		11.5				8.2				19.2				18.7				14.7				17.5		
			12.5				9.9				20.8				20.2				15.6				17.7	

ANNUAL MEAN N 16.83 S 14.52 M 15.68

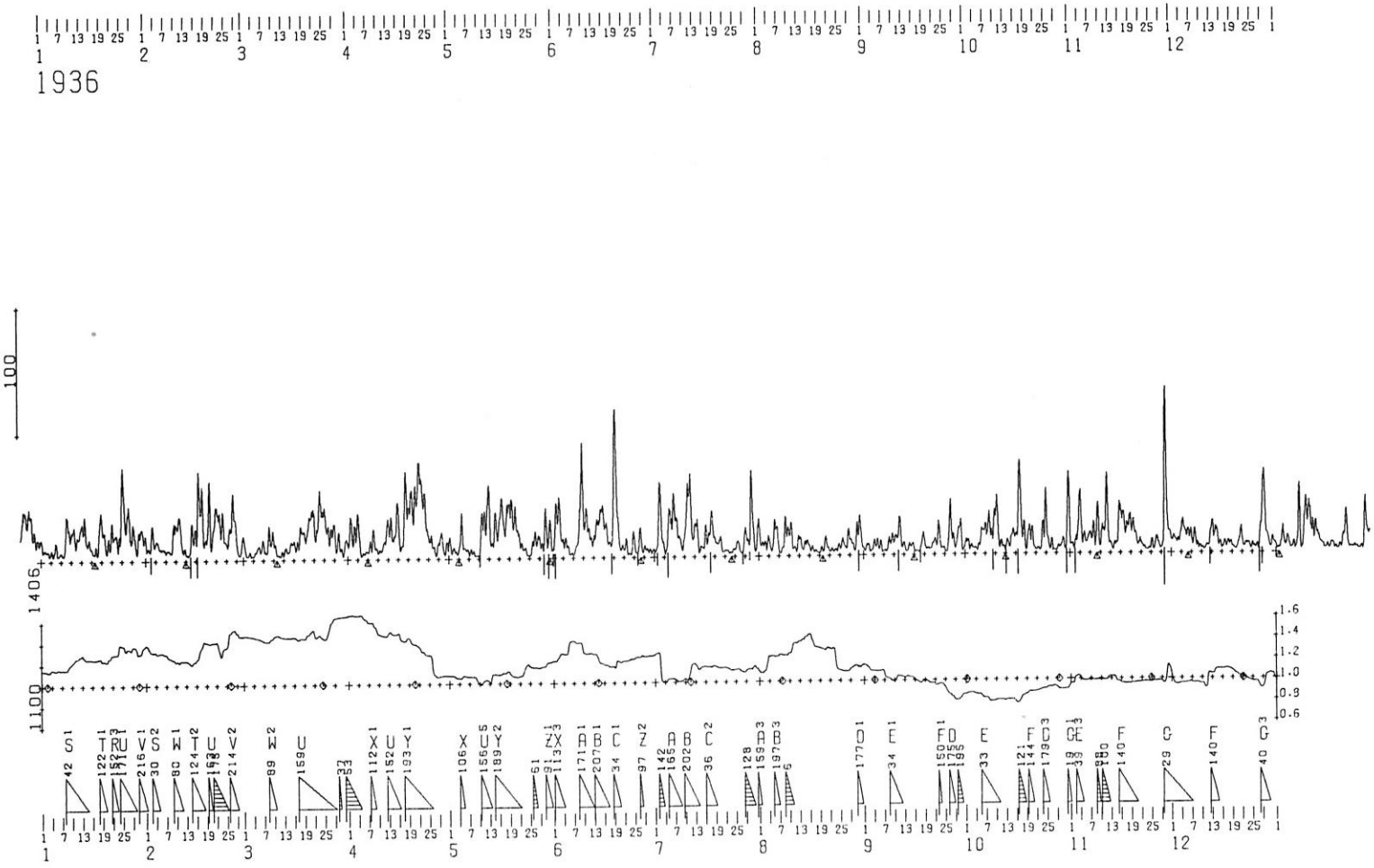
1936
100
1406
1100
1.6
1.4
1.2
1.0
0.9
0.6

	JAN.				FEB.				MAR.				APR.				MAY				JUNE			
	N	S		M	N	S		M	N	S		M	N	S		M	N	S		M	N	S		M
1	10	10	10	9 CK	7	10	6	11QCK	9	9	13	5 CC	24	22	14	32	15	9	18	6 K	36	22	14	44
2	7	9	7	8 CC	19	13	7	26	5	4	3	6 CC	24	16	13	27	7	8	8	7 CC	46	27	27	46
3	5	6	5	7QCC	13	14	15	12 C	3	3	3	3QCC	31	19	14	36	5	5	6	4 CC	17	15	18	16
4	4	8	6	6QCK	14	12	15	12 CC	4	6	4	6QCC	10	13	19	5 K	29	18	11	36	13	11	8	17 KK
5	6	13	15	3 KK	6	11	9	8QCC	11	10	10	11 CC	3	5	4	4QCC	7	9	8	9 C	5	9	10	3QCC
6	3	9	5	7QCC	8	9	9	8 CC	14	10	8	17 CC	7	5	6	6QCC	6	6	6	6 CC	3	4	3	4QCC
7	4	6	4	6QCK	6	9	7	8QCC	5	7	6	6QCK	10	10	9	11 CK	5	5	4	6QCC	8	5	4	9 CC
8	17	38	21	34	8	7	7	8 CK	18	20	15	23	16	17	16	17 K	5	4	6	2QCC	31	18	11	39
9	23	18	22	19	28	26	26	29	14	18	11	21	8	6	8	7 CC	2	2	2	2QCC	67	56	60	63
10	24	20	22	22	32	27	24	34	8	12	13	7 CK	7	5	7	6QCC	28	14	8	34	33	28	22	40
11	13	14	11	17	15	22	25	11	3	3	4	3QCC	13	9	10	13 CK	30	24	30	24	21	20	20	21
12	23	25	20	28	5	9	5	10 CC	5	5	5	5QCC	22	27	17	32	62	32	37	58	13	15	17	12
13	32	27	23	36	3	4	4	4QCC	8	8	7	9 CC	26	25	18	34	16	14	18	12	27	15	15	28
14	15	12	14	13 C	19	18	8	29	7	9	6	10 CC	20	12	15	18	21	25	9	37	29	32	29	32
15	11	14	15	10 CC	22	15	13	25	17	11	14	14 C	29	36	23	43	23	20	20	23	40	36	39	37
16	5	6	6	5QCC	48	41	27	63	8	12	11	8 CK	16	6	14	8 K	43	38	35	46	24	25	24	25
17	8	9	11	6 CK	41	46	36	52	22	14	14	23	26	30	11	45	23	20	26	18	12	13	12	13 C
18	33	32	29	37	12	15	12	16	24	20	21	23	62	34	55	41	47	39	43	44	29	17	10	37
19	18	23	19	22	47	34	21	60	16	19	16	19	37	54	35	55	40	37	32	45	76	96	118	55
20	13	9	6	15 KK	19	12	14	17	32	27	27	33	38	47	30	56	29	34	25	37	21	17	30	9
21	19	17	8	29	32	36	26	42	38	36	39	35	62	56	42	76	18	23	21	20	9	6	8	7 CC
22	16	19	17	19	41	31	36	38	23	18	17	24	65	56	59	62	9	11	8	12 CK	10	11	7	15 KC
23	11	16	20	6 K	33	21	17	38	35	46	37	45	50	42	40	52	8	7	6	9QCC	3	2	2	4QCC
24	41	34	20	55	17	12	15	14	37	36	36	37	18	23	22	18	2	2	2	2QCC	16	9	3	21 KK
25	30	51	53	28	16	16	9	23	27	29	35	20	14	19	13	19	9	5	2	12 CC	6	4	7	4 CK
26	32	42	31	43	34	39	25	48	26	16	21	21	7	7	8	6QCK	13	18	12	20	20	10	6	24 K
27	17	14	16	15	29	28	32	25	21	24	18	28	8	7	3	12 CC	13	16	13	16	8	4	9	4 CK
28	18	24	25	17	6	5	8	4QCK	14	8	14	7 K	18	16	14	21 K	13	7	8	12 CK	10	5	10	6 CC
29	13	12	5	20 K	13	10	6	18 KC	16	13	22	7 K	5	5	7	3QCK	29	25	17	37	7	4	4	7QCC
30	23	21	20	25					7	4	8	4 CC	10	10	13	7 CK	23	10	8	25	6	3	3	7QCC
31	17	16	15	19					12	16	15	14 K					15	10	19	6 K				
	16.5				20.5				15.8				22.9				19.2				21.6			
		18.4				19.0				15.2				21.3				15.9				18.0		
			17.4				19.8				15.5				22.1				17.5				19.8	

	JULY				AUG.				SEP.				OCT.				NOV.				DEC.			
	N	S		M	N	S		M	N	S		M	N	S		M	N	S		M	N	S		M
1	8	4	4	8 C	17	11	20	8 K	6	4	4	6 CC	14	11	13	12 KC	7	9	7	9 C	11	13	10	15 CC
2	48	44	51	42	15	7	10	12 CC	8	7	9	6 CC	6	6	4	9QCC	10	9	4	15 KK	12	9	11	10 CC
3	15	9	16	9 K	14	7	4	17 KK	4	4	4	5QCC	4	6	5	5QCC	34	34	20	47	12	14	9	18 K
4	9	5	4	10 C	10	4	11	4 CC	9	10	13	6 CC	7	6	5	8 CC	19	14	24	9	18	26	25	20
5	33	31	39	26	21	17	11	28	12	5	12	6 CC	15	12	6	21	18	9	18	10 KK	17	19	18	20
6	46	34	32	48	18	17	23	11	10	4	10	4 CC	28	15	19	24	18	13	13	18 K	14	17	12	19
7	25	23	31	18	4	2	2	4QCC	3	3	4	3QCC	25	16	15	27	18	18	11	25	16	11	9	18 K
8	21	9	18	12 K	25	13	6	32	10	11	11	10 CC	24	17	22	19	17	11	7	21	9	8	10	7 CK
9	11	9	5	15 C	20	17	15	22	14	12	13	14 KK	23	26	18	32	18	22	34	6	3	7	4	6QCC
10	49	35	26	58	21	16	18	20	18	11	14	15	38	25	47	16	19	20	19	20	3	4	4	3QCC
11	48	47	53	43	7	6	6	7QCK	27	20	18	30	9	7	6	11 CK	48	36	20	64	3	8	6	6 CC
12	26	13	15	24	14	6	3	16 CC	11	7	7	11 CK	5	5	7	4 CC	16	11	18	9	11	16	8	20
13	25	22	24	23	10	11	14	7 CC	3	5	5	3QCC	9	10	10	10 CC	3	6	7	3QCC	17	25	26	17
14	7	5	3	9QCK	12	4	4	12 CC	7	7	6	8 CC	10	12	7	15 CK	8	9	10	8 CK	11	21	18	13
15	9	5	7	7QCK	12	9	12	9 CC	9	9	9	9 CC	17	17	20	16	27	40	29	39	3	11	9	6 CC
16	23	14	25	12	7	4	4	7 CC	3	2	2	4QCC	36	38	14	61	26	32	26	33	7	8	5	11 CC
17	34	20	19	34	6	2	4	4 CC	4	4	3	5 CC	42	31	54	19	20	20	15	25	4	11	5	11 CC
18	20	16	22	16	3	2	3	2QCC	14	13	11	17 C	13	18	25	7	30	23	21	32	6	9	7	9 CC
19	13	7	11	10 CC	4	5	3	7QCC	5	5	6	4 CC	12	15	9	18 KK	26	19	17	28	2	6	5	4QCC
20	17	10	14	14 C	10	8	4	15 CC	5	5	6	5 CC	24	15	18	22	11	16	16	11 K	6	6	3	9 CC
21	5	3	4	5QCC	8	4	8	5 CC	11	8	9	11 CC	4	6	7	4 CK	11	8	6	13 CC	13	20	11	22 K
22	6	3	4	5 CC	5	4	4	6 CC	12	11	12	11 K	3	6	4	5QCC	3	7	7	4QCC	4	8	6	6QCK
23	3	3	2	4QCC	4	4	3	6QCC	13	18	24	8 K	13	15	4	24 K	3	4	5	3QCC	5	11	9	7 CC
24	6	4	5	6QCC	8	5	3	10 CC	7	5	5	7 CC	37	27	12	52	2	5	4	4QCC	3	8	5	7QCC
25	14	7	8	13 CC	13	6	5	13 CC	3	3	2	3QCC	10	10	14	7 C	3	11	12	3QCC	3	7	6	5 CC
26	5	3	6	3 CC	7	7	9	6 CC	26	38	19	44	5	11	5	10 KK	9	13	9	13 CC	3	7	7	3 CK
27	13	11	5	20 KK	16	14	13	17 K	13	9	12	11 K	2	4	4	3QCK	5	8	9	3 CC	32	22	19	34
28	21	9	17	13	15	8	13	10 CC	10	10	5	15 KK	4	7	6	5QCC	15	16	5	26	44	59	61	42
29	50	35	18	68	11	5	4	11 KK	23	25	21	28	9	10	6	13 CC	65	98	131	32	10	16	16	10 C
30	14	14	24	5	33	16	21	28	5	4	3	6 CK	5	5	7	4 C	10	23	18	15	7	9	4	12 CC
31	18	16	11	23	17	10	20	6 K					33	57	54	36					8	7	9	7 CC
	20.7				12.4				10.1				15.7				17.3				10.4			
		15.2				8.0				9.3				15.1				18.7				13.7		
			18.0				10.2				9.8				15.4				18.0				12.0	

ANNUAL MEAN N 16.93 S 15.66 M 16.30

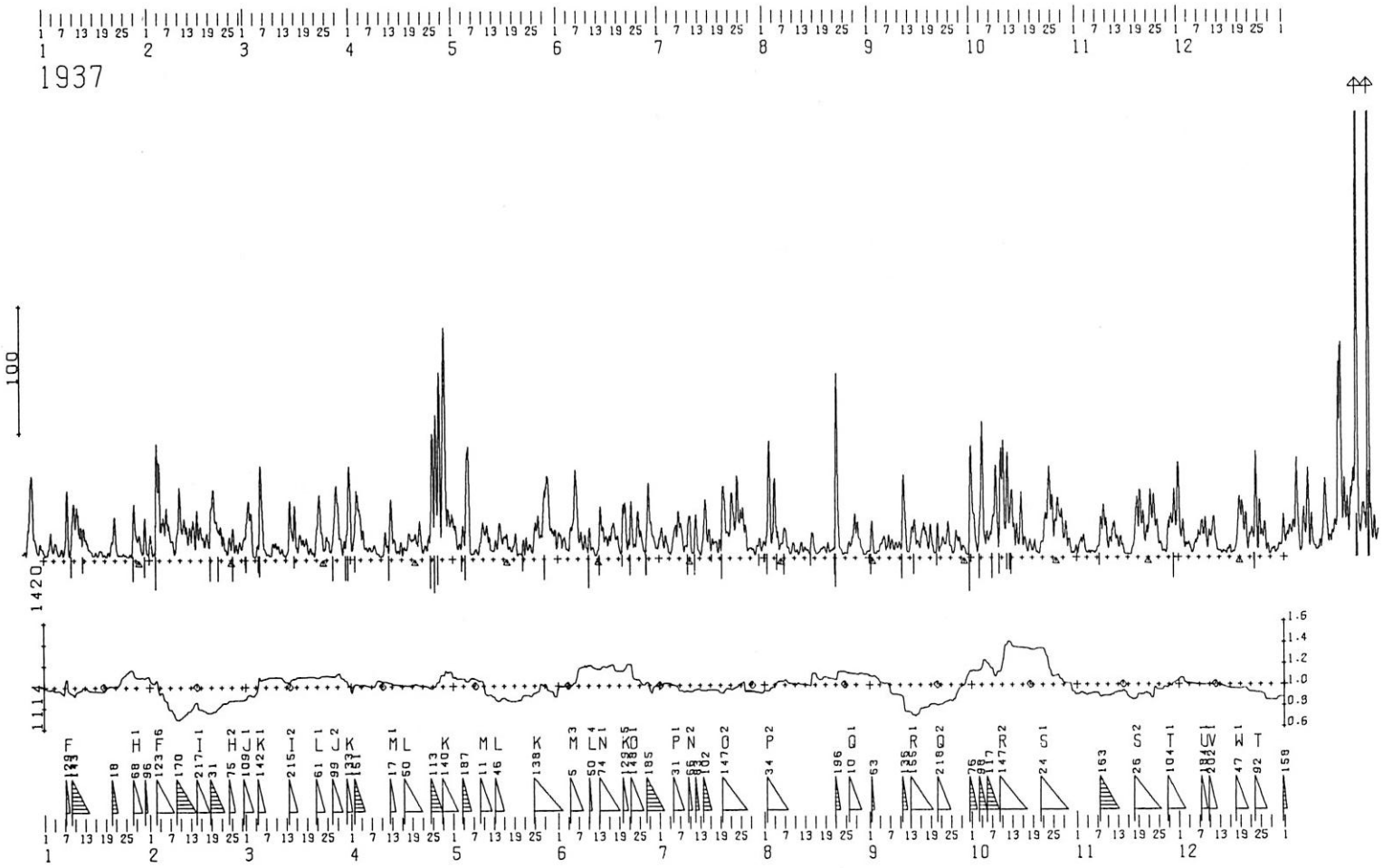
1937
100
1420
1114
1.6
1.4
1.2
1.0
0.8
0.6

	JAN.				FEB.				MAR.				APR.				MAY				JUNE			
	N	S	M		N	S	M		N	S	M		N	S	M		N	S	M		N	S	M	
1	4	4	3	5QCC	13	13	20	6 KK	37	33	29	41	12	8	7	14 C	32	19	27	25	21	16	21	17
2	13	12	8	17 KK	9	10	5	13 K	30	36	31	35	44	37	35	46	12	9	9	12 C	16	11	12	16
3	9	9	12	6 CK	87	79	92	75	4	2	4	2QCK	35	39	38	36	18	13	8	23	10	8	11	7 CC
4	10	12	13	9 CC	25	26	21	30	8	9	4	13 K	17	20	16	21	31	23	14	41	23	9	6	26
5	4	4	4	5 CC	34	28	27	36	50	56	56	52	9	6	8	7 CK	76	61	85	52	39	33	28	44
6	4	9	9	4 CC	25	27	27	25	15	9	17	8 K	9	8	8	9 CC	4	4	4	4QC	52	48	66	35
7	37	27	12	51	18	12	14	16	4	4	4	5QCC	10	9	7	11 CC	8	5	5	8QCC	18	15	12	21
8	7	8	10	5 C	9	7	4	12QCK	4	4	4	4QCC	4	9	8	5QCC	9	4	5	8 CC	19	7	9	17 K
9	34	38	27	45	45	35	22	57	14	12	14	13 KC	4	3	4	3QCC	28	16	15	30	8	8	10	7QC
10	31	35	24	42	22	27	24	26	10	10	9	12 CC	7	4	2	9QCK	22	20	19	23	16	14	24	6 K
11	23	23	21	26	25	29	27	27	9	5	5	9QCC	20	10	19	11 K	18	17	18	16	9	5	9	5QCC
12	16	21	11	26	23	15	12	27	3	2	4	2QCC	27	31	10	48	8	4	6	7 CK	6	4	3	7QCK
13	16	12	15	14	21	24	14	32	17	11	5	23	21	14	19	17	12	10	9	14 CC	30	24	23	31
14	7	7	8	7 CC	27	19	13	33	35	23	41	18	7	6	6	8QCC	25	16	13	28	29	11	24	17
15	2	5	4	4QCC	23	18	18	24	17	35	30	24	7	11	4	14 KC	19	9	17	12	16	9	16	10 C
16	4	6	7	3QCC	20	15	19	17	12	11	8	16 K	6	7	3	11QCC	25	14	19	20	27	11	18	19
17	7	8	8	8 CC	16	15	10	21	20	12	18	15	12	7	7	12 CK	11	6	8	10 CK	29	19	27	21
18	4	5	4	5 CC	23	13	10	26	12	13	11	14 KK	21	14	20	15	10	6	5	10QCC	17	15	15	17
19	4	4	2	6 CC	44	51	41	55	9	6	10	5 CC	17	16	16	19	14	12	16	9 KK	7	4	6	5QC
20	10	7	3	13 CC	26	29	29	26	9	5	8	7 CC	14	11	15	10 C	4	4	4	4QCC	48	39	43	44
21	29	22	16	35	24	24	22	27	11	9	2	18 K	22	20	31	12	13	5	3	15 KK	18	10	15	13
22	6	7	10	4 CK	13	14	11	17	43	39	30	52	11	5	5	11 CC	12	8	9	11 KK	33	24	19	38
23	4	4	4	4QCC	7	6	8	6QCK	20	16	20	16	15	8	7	17 KK	10	9	9	11QCC	13	7	9	12 C
24	4	6	5	4 CC	11	14	17	9QK	13	14	9	19	61	43	14	90	11	6	5	12 C	30	24	20	35
25	3	3	3	3QCC	15	17	24	8 K	10	10	14	6 KK	84	54	46	92	29	24	29	24	19	18	23	15
26	3	4	5	2 CK	7	9	11	6QCC	11	12	6	17 K	95	85	53	127	27	17	27	17	5	6	7	4QCK
27	33	30	36	27	12	10	14	9QCC	40	54	36	58	70	40	56	54	33	34	20	48	55	31	26	60
28	16	17	16	18	17	14	13	18	33	24	40	18	139	132	167	104	62	56	53	66	21	24	27	19
29	12	7	14	6 CK					13	5	9	10 KK	34	30	26	37	38	31	46	23	17	12	18	11
30	16	23	6	33 K					19	10	9	20	29	28	27	31	18	19	20	18	10	8	8	11 CC
31	4	5	5	4 C					61	63	66	58					19	11	20	10				
	12.1				22.9				19.1				28.8				21.2				22.0			
	12.4				21.6				18.0				23.8				15.8				15.7			
	12.2				22.3				18.6				26.3				18.6				18.9			

	JULY				AUG.				SEP.				OCT.				NOV.				DEC.			
	N	S	M		N	S	M		N	S	M		N	S	M		N	S	M		N	S	M	
1	18	22	16	25	19	10	11	18	22	15	7	30 K	41	39	47	34	7	8	3	11 CC	24	22	31	15
2	19	8	9	19	58	69	77	50	5	5	7	4 CK	9	9	14	4 C	17	13	17	15 K	18	19	30	8
3	6	9	12	4QCK	20	27	12	36	5	5	6	5QCC	35	30	22	43	8	8	12	4 CC	12	10	11	12 CC
4	8	3	3	8 CK	40	30	55	16	12	11	10	13 CC	67	55	104	18	4	5	4	5QCC	7	7	10	4QCC
5	24	19	19	24	15	8	13	10 KK	12	16	18	10 KK	13	19	10	22	4	6	6	4QCC	9	8	6	11 CC
6	29	25	20	35	17	15	11	21	13	13	9	18 KK	20	13	16	17	3	6	4	5QCC	17	16	12	21
7	28	18	28	19	20	12	21	11	10	12	10	13 CK	30	37	31	37	16	13	10	20	22	21	17	27
8	11	5	5	11QCK	6	5	8	3 CC	10	8	6	12 CC	56	38	70	24	30	39	27	42	24	25	18	32
9	28	18	12	34	12	7	8	12 CC	13	7	8	13 CC	48	59	20	87	21	24	24	22	15	13	12	15
10	19	9	24	4	5	5	4	6 CC	25	22	7	41	50	71	93	29	9	14	7	16 K	18	19	17	21
11	25	15	5	34	9	6	3	11 CC	37	32	50	20	53	56	34	75	21	25	21	24	17	31	33	16
12	13	6	14	5 K	7	5	6	7 CC	3	6	4	5QCK	46	40	34	53	19	17	20	18	9	5	9	6 CC
13	10	5	2	12 CK	9	4	7	7QCC	20	25	20	25	20	21	23	18	9	15	9	15 KK	3	5	5	3QCC
14	38	30	29	39	8	6	3	11 CK	17	24	30	10	19	17	25	12	7	10	11	6 CK	3	6	5	4QCC
15	23	14	15	23	15	11	19	8 KK	13	10	14	10 CC	30	41	31	41	2	3	2	3QCC	5	7	6	6 CC
16	13	8	5	16 K	4	3	4	4QCC	19	20	16	23	12	13	10	16 C	3	2	3	2QCC	5	9	9	4 CC
17	18	7	12	14 CK	8	4	5	7 CC	21	19	21	20	8	6	7	7QCC	10	10	8	13 C	5	7	4	9 CK
18	12	7	4	15 KC	11	5	7	9 CC	18	12	9	22	9	11	15	6QCC	37	47	36	48	30	39	21	48
19	38	24	6	57	10	6	5	12 CC	12	12	16	9 KK	12	7	9	11 CC	27	47	24	51	37	37	34	40
20	40	27	48	19	5	5	5	6 CC	7	5	4	9 CK	3	4	4	3QCC	28	29	26	31	35	20	21	35
21	21	16	20	17	8	8	7	9 C	21	10	23	9 K	10	12	10	13 CK	18	19	12	25	15	11	9	17 K
22	39	50	51	38	89	81	124	47	12	13	11	14 CC	24	29	18	36	48	32	30	51	17	21	20	18
23	33	27	21	40	9	6	8	6 C	17	13	12	19	58	43	31	70	44	31	30	45	45	53	23	75
24	46	40	59	27	4	2	2	4QCC	17	17	24	11	50	44	45	49	26	26	24	28	29	23	6	46
25	33	37	33	37	10	4	3	10QCC	6	4	6	4QCC	18	28	16	30	12	10	11	11 C	16	18	17	18
26	16	24	20	20	12	8	8	12 CK	14	17	15	17 K	50	34	47	36	5	7	5	7 CC	18	19	28	9
27	10	4	7	8QCK	26	24	16	35	12	14	16	11 KK	29	31	31	29	13	13	4	22 K	4	9	11	2QCC
28	10	4	8	7QCC	21	20	24	18	7	9	7	10QCC	22	22	16	29	30	26	22	35	4	8	6	6QCC
29	7	4	2	9QCC	13	8	15	7 CK	4	4	6	2QCC	9	15	9	16QK	35	42	29	48	7	5	7	6 CC
30	16	8	9	15 KC	3	2	3	3QCC	44	48	5	87	8	2	7	4QCC	55	44	24	75	6	12	8	10 CC
31	10	7	5	12 CK	5	5	5	5 CC					9	6	5	10 CC					24	19	10	34
	21.4				16.1				15.0				28.1				19.0				16.1			
	16.1				13.3				14.3				27.5				19.7				16.9			
	18.8				14.7				14.7				27.8				19.4				16.5			

ANNUAL MEAN N 20.15 S 17.92 M 19.06

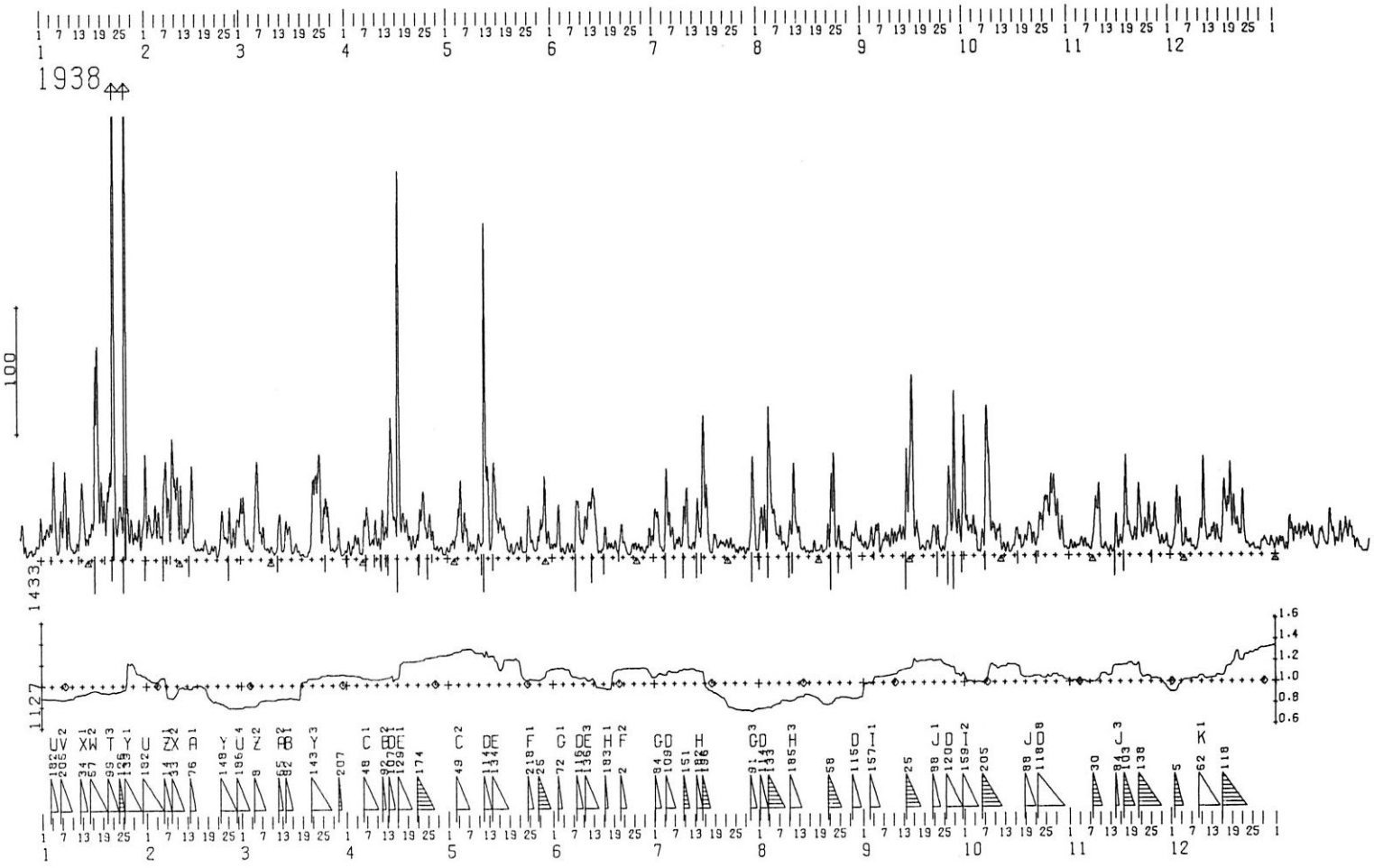
1938
100
1433
1127
1.6
1.4
1.2
1.0
0.8
0.6

	JAN.				FEB.				MAR.				APR.				MAY				JUNE			
	N	S		M	N	S		M	N	S		M	N	S		M	N	S		M	N	S		M
1	16	17	15	19	30	24	18	37	43	44	37	50	13	7	6	14 CC	10	4	6	9QCK	9	10	10	8 CC
2	20	21	17	25	19	22	24	18	16	13	17	12	7	5	3	9QCC	12	11	10	14 KK	27	25	13	40
3	22	25	19	29	30	36	22	44	14	8	12	10 CC	14	13	9	19 K	23	17	16	24	13	6	13	6 K
4	48	57	27	79	29	27	18	38	16	8	6	19 K	11	15	12	14 KK	59	36	33	62	5	4	6	3QCC
5	15	16	26	50	15	18	18	15	62	57	42	78	4	5	5	4QCK	27	24	18	33	12	7	11	8 CC
6	24	20	9	35	69	65	59	75	32	25	36	22	29	29	30	28	23	17	21	19	11	4	4	11 CC
7	39	33	20	52	41	41	34	48	15	20	12	23	29	23	34	20	9	7	6	11 KK	18	7	4	20 K
8	26	39	51	14	68	43	15	96	11	7	8	9 CK	15	13	12	16	10	10	8	11QCK	56	28	44	40
9	18	18	26	11	50	57	58	50	11	5	5	10 CC	18	24	13	30	11	6	4	14 CK	16	13	15	14
10	8	6	9	6QCC	40	45	66	19	6	5	6	5QCC	12	12	10	14 K	19	7	17	10 KK	21	26	15	33
11	9	11	8	12QKK	39	34	59	14	10	7	5	12 C	35	19	15	39	155	86	13	229	38	28	22	44
12	35	25	17	43	15	22	20	18	31	28	34	25	19	21	15	26	85	77	90	73	58	37	45	50
13	37	42	53	26	30	20	25	26	10	5	6	9 C	53	53	28	78	18	9	18	9 K	44	33	47	31
14	12	15	12	17Q	46	62	50	58	29	19	30	19	72	64	95	42	54	56	43	67	12	7	15	4 K
15	20	24	21	23	7	10	10	7QC	22	19	27	14	32	23	34	22	35	35	41	29	7	4	5	7QCC
16	46	69	24	91	8	9	10	8QCC	6	6	5	7QCC	196	164	258	103	21	33	27	27	14	20	10	24 K
17	142	135	107	170	7	8	8	8 CC	12	6	13	6 CC	31	24	21	34	25	22	24	23	12	6	6	12 CK
18	43	49	29	63	16	9	13	12 KC	5	4	6	4QCC	26	25	24	27	10	11	15	6 CK	10	8	8	9 CC
19	33	38	29	42	6	5	7	5QCC	3	4	4	2QCC	24	12	19	18	7	9	4	12 CC	12	8	7	13 CC
20	34	46	26	55	7	11	8	9QCC	4	2	2	4QCC	12	13	6	19 KK	5	3	3	6QCC	8	4	5	8 CK
21	55	71	64	63	7	8	11	4 CC	20	13	7	28	13	11	8	16 C	12	8	11	9 CC	26	13	20	19
22	203	276	383	96	7	6	3	10QCK	55	64	58	61	31	22	14	39	16	7	8	16 KC	14	7	13	8 CK
23	23	27	22	28	29	32	34	27	75	56	67	64	40	50	38	53	5	4	4	5QCC	3	2	3	2QCC
24	29	45	42	32	19	14	17	18	46	51	81	16	25	16	25	16	33	14	6	42	9	6	4	11 CC
25	225	152	26	350	25	26	18	33	25	40	29	36	29	28	25	33	21	17	23	15	11	8	7	12 KC
26	114	49	130	33	19	15	9	25	36	44	46	34	15	14	15	15	10	4	9	6QCC	10	6	9	7 CC
27	23	23	15	31	25	14	9	30	14	10	16	7 K	9	8	8	10 CK	14	10	7	18 KK	12	4	9	7QCC
28	19	14	12	22	37	31	31	38	8	5	7	7 CC	8	4	5	7QCC	28	19	23	24	7	3	4	7QCC
29	29	18	19	28					17	17	9	26 K	6	6	9	4QCC	60	39	37	62	18	13	8	24 K
30	16	12	12	16Q					6	6	9	3 CK	7	5	3	9QCC	17	14	11	21	15	11	11	15 K
31	64	48	30	83					7	4	4	6 CC					8	10	8	10 CK				
	46.7				26.4				21.5				27.9				27.2				17.5			
		46.5				25.5				19.3				24.3				20.2				12.0		
			46.6				26.0				20.4				26.1				23.7				14.8	

	JULY				AUG.				SEP.				OCT.				NOV.				DEC.			
	N	S		M	N	S		M	N	S		M	N	S		M	N	S		M	N	S		M
1	37	33	36	34	28	24	17	35	13	8	9	12QCC	64	45	81	28	8	10	8	10 CC	7	5	5	8QCK
2	24	18	30	13	44	22	29	36	8	7	5	10 CC	25	19	20	25	6	9	6	10 CC	33	36	19	50
3	7	5	9	4QCC	48	30	15	63	18	17	14	21 K	32	20	20	32	8	7	8	8QCC	40	30	27	43
4	44	38	12	70	75	71	91	55	14	15	9	22	18	15	17	16	12	13	11	14 CC	16	12	21	7
5	29	29	25	33	44	29	35	38	27	16	20	23	5	2	4	4QCK	8	11	6	13 KC	12	18	13	17 K
6	20	20	20	20	21	19	23	17	8	6	4	10QCK	12	16	16	12	8	8	8	8 CC	11	14	12	13 CK
7	14	7	6	15 CK	21	15	13	23	18	11	12	17 K	79	76	35	119	8	7	5	11 CK	8	6	7	7 CC
8	15	9	10	15 KK	11	12	12	11 CK	16	13	12	18	68	54	86	36	33	27	19	42	4	4	4	5QCC
9	23	14	10	28	9	5	5	10 CK	17	12	9	21	23	23	22	24	54	42	39	57	18	20	12	26
10	60	28	34	55	23	21	25	19	15	14	13	17	21	14	14	21	13	12	19	6 K	47	52	20	78
11	15	7	12	9 K	44	60	44	61	20	16	16	20	15	22	19	19	7	8	5	10 CC	16	20	24	12
12	12	6	6	12 CC	25	19	26	18	23	15	20	19	9	6	5	10 CK	3	5	6	2QCC	13	15	14	15
13	26	13	11	29	14	14	22	6 K	36	24	17	44	10	3	3	11 CC	3	7	8	2QCC	21	25	22	24
14	35	21	33	23	8	5	5	9 CC	64	53	55	63	3	4	4	3QCC	22	15	5	32 K	15	20	11	24
15	72	78	37	113	6	2	4	5QCC	102	132	94	140	7	7	5	9QCC	12	11	11	12 K	10	13	12	11 C
16	58	38	43	53	5	2	3	5QCC	25	25	27	23	14	24	16	23	15	11	11	14 K	33	44	21	56
17	8	10	14	4 C	10	6	4	13 CC	17	15	19	14	10	15	12	12 K	50	52	23	80	50	30	42	39
18	11	4	4	12 CK	6	2	4	5QCC	8	6	5	9 CC	8	10	7	12 CC	23	25	23	25	58	52	40	71
19	17	11	18	9 K	9	6	6	10 CC	7	5	5	7QCC	16	15	14	18	12	19	19	13	32	39	22	48
20	12	8	9	11 CC	6	3	4	6QCC	13	7	12	8 CC	27	20	25	22	14	21	15	20	30	25	25	30
21	13	9	12	10 CC	15	17	6	26 K	19	13	10	22	14	15	12	18Q	41	37	23	55	11	22	16	18
22	13	9	9	13 CC	47	26	7	67	17	18	24	12	14	8	7	15 C	22	22	29	15	30	42	50	22
23	14	8	7	16 CC	62	39	67	34	15	17	25	8 K	31	32	30	34	23	24	20	27	13	7	10	11 CK
24	10	7	6	11 CC	22	11	8	25	6	6	4	9QCC	32	34	20	47	30	33	21	42	5	7	6	7QCC
25	8	3	5	6QCC	14	8	10	12 KK	9	11	4	16QC	49	42	44	48	19	22	16	26	7	7	8	7 CC
26	7	5	4	8QCC	9	6	6	9 CC	54	61	52	63	54	42	31	65	30	34	37	27	6	4	5	6QCC
27	8	6	6	9QCC	7	4	5	6QCC	40	40	19	61	48	56	53	51	13	18	19	12	7	7	5	9 CC
28	6	3	2	7QCC	14	8	4	18 KK	62	61	98	26	38	33	31	40	9	13	10	12QCC	11	13	10	15 CC
29	15	12	6	21	23	15	18	21	26	30	33	22	27	12	15	25	15	12	11	16 KK	9	9	10	7 CC
30	50	64	75	39	22	11	19	14	50	44	15	78	12	9	16	6 KK	7	8	9	7QCC	9	12	7	15 CC
31	12	5	13	5 K	11	12	15	9 KK					8	4	7	5QCC					6	8	9	5QCC
	22.4				22.7				25.5				25.6				17.7				19.0			
		17.0				16.9				23.9				22.5				18.0				20.1		
			19.7				19.9				24.7				24.0				17.8				19.5	

ANNUAL MEAN N 24.99 S 22.17 M 23.61

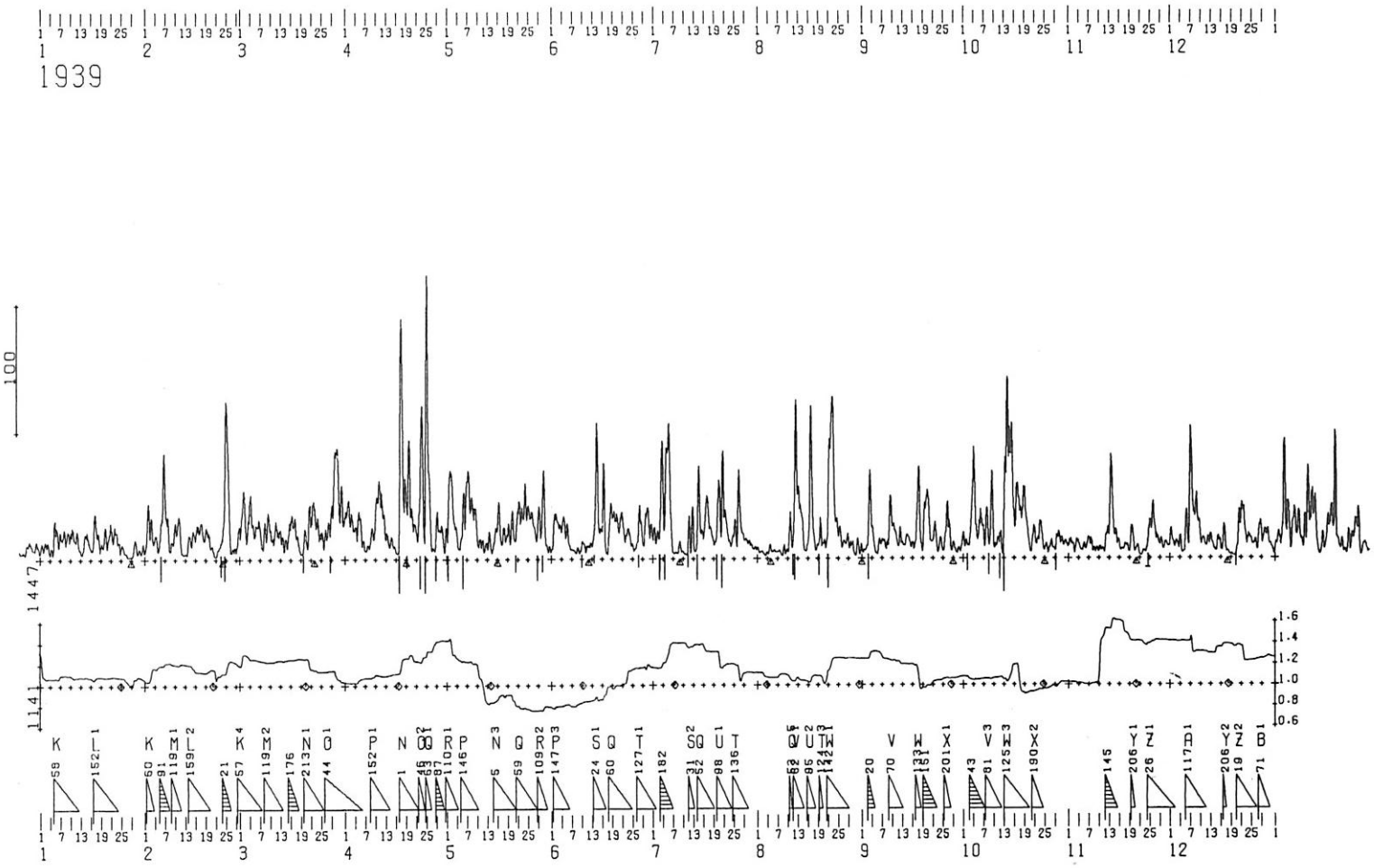
1939
100
1447
1141
1.6
1.4
1.2
1.0
0.8
0.6

	JAN.				FEB.				MAR.				APR.				MAY				JUNE			
	N	S	M		N	S	M		N	S	M		N	S	M		N	S	M		N	S	M	
1	7	13	11	10QCC	26	20	10	36	32	33	25	41	46	32	34	44	57	37	27	67	30	12	9	33
2	7	15	13	10 CC	36	24	27	34	35	32	47	21	34	34	31	37	47	54	64	37	43	23	36	30
3	6	12	13	5QCC	16	14	15	16	39	24	21	42	25	22	24	23	30	21	29	23	25	22	26	21
4	5	11	10	6 CK	14	12	20	7 K	41	26	38	29	37	17	24	31	11	6	10	8 C	37	24	31	30
5	22	32	29	25	21	23	13	30	28	17	18	28	25	25	31	19	46	22	18	51	26	16	19	23
6	20	14	12	21	50	64	45	69	26	24	26	25	11	11	15	8QKK	55	31	24	62	11	7	11	8 CK
7	17	16	16	18	33	31	32	32	14	9	16	8QK	10	8	8	10QCC	55	50	69	37	10	4	8	6QCC
8	21	14	20	16	14	7	7	14 K	22	22	30	14	17	19	12	24	47	40	50	38	9	5	5	10QCC
9	21	19	22	18	21	14	11	24	30	29	37	22	25	15	16	25	35	26	41	21	10	4	4	10QCC
10	18	22	18	23	28	21	20	30	18	14	15	18	60	47	50	57	16	11	11	17 K	13	10	13	11 KC
11	23	14	14	23	17	20	30	8	23	21	22	23	53	42	55	41	13	9	14	8QKK	9	10	10	10QCC
12	7	11	10	8 CK	4	4	4	5QCC	30	13	22	22	25	29	36	18	13	9	8	14QCK	11	11	9	13 KC
13	7	4	4	8 CK	10	7	4	13QCK	13	14	12	15QK	17	16	20	13Q	19	12	15	17Q K	32	15	16	30
14	21	21	20	22	10	18	18	10	12	12	14	11 K	18	11	14	16 K	9	9	5	13QC	67	72	108	32
15	10	12	13	9 CK	24	16	23	18	20	24	20	24	9	8	9	8QCC	24	19	22	22	26	17	21	23
16	15	11	8	17 K	23	26	23	27	34	27	36	26	8	5	4	9QC	32	30	46	16	42	49	76	15
17	30	24	36	20	28	22	21	29	22	21	27	16	139	154	173	119	24	13	12	26	15	4	4	14 K
18	15	13	19	10	18	18	17	19	12	6	13	5QCK	58	38	37	59	19	14	14	20	38	37	34	40
19	8	15	11	12 C	24	18	21	21	9	6	4	11QCK	87	43	36	95	24	16	26	14	38	26	34	31
20	17	17	26	9	13	8	11	11 CK	20	12	22	10	38	29	34	34	29	27	39	17	35	21	34	23
21	29	17	17	30	5	4	6	2QCC	26	38	38	26	31	20	29	23	28	22	14	36	35	34	31	38
22	18	18	16	20	7	5	4	8QCC	43	39	42	39	33	19	14	38	46	33	47	33	18	20	25	13
23	18	18	20	16	17	11	11	18	37	27	31	34	109	76	105	80	41	30	34	37	26	18	21	24
24	12	9	13	7 KK	62	71	28	104	20	16	15	21	93	98	17	174	45	39	46	38	19	10	17	13
25	9	9	12	7 CC	82	70	100	53	17	14	18	14Q	93	66	97	61	41	33	38	35	10	5	6	9QCC
26	2	6	5	3QCC	9	5	6	9 C	24	15	21	18	12	12	15	10 K	30	31	35	26	31	18	14	36
27	3	2	2	3QCC	8	7	6	10QCC	35	29	29	36	19	10	6	24	31	11	17	25	24	24	28	21
28	8	7	3	12 CC	19	17	11	26	61	52	33	81	30	20	27	24	32	28	40	20	30	16	10	36
29	9	10	13	5 CC					89	69	83	75	23	21	26	18	62	42	53	52	41	25	38	28
30	6	6	9	4QCC					58	32	32	58	16	14	5	25	9	9	11	7 C	30	15	28	18
31	7	9	11	5 CC					35	25	27	34					8	9	11	6QCC				
	13.5				22.8				29.9				39.9				31.5				26.2			
	13.4				20.7				24.0				32.1				24.0				19.2			
	13.5				21.7				27.0				36.1				27.8				22.8			

	JULY				AUG.				SEP.				OCT.				NOV.				DEC.			
	N	S	M		N	S	M		N	S	M		N	S	M		N	S	M		N	S	M	
1	19	17	25	12	8	4	6	6 CC	7	4	4	7QCC	18	9	12	16 C	14	14	16	12 K	18	20	24	15
2	26	12	20	18	7	4	7	4QCC	22	11	9	24	13	11	10	14 C	7	10	12	4 CC	15	10	10	15 CC
3	79	54	45	88	5	2	2	6QCC	57	40	70	27	52	41	34	59	14	15	15	15 C	13	13	12	14 KK
4	55	47	22	80	11	5	5	11 CC	14	11	19	7 K	41	50	64	27	10	6	9	6 CC	8	8	11	5 CK
5	90	88	87	90	9	3	6	7QCC	7	6	5	9QCC	26	19	17	29	8	10	10	9 CC	28	15	6	37
6	17	24	36	5	9	2	6	6QCC	16	11	14	13 CK	32	25	32	26	15	13	10	18 C	39	36	16	60
7	5	5	4	6QCC	7	4	7	5QCC	13	14	16	11 KK	37	12	10	39	12	15	13	14 KK	67	66	88	46
8	10	6	5	11QCC	10	4	3	11 CC	12	11	13	10 K	20	13	18	16	5	8	6	7QCC	52	27	34	46
9	11	3	8	6 CC	6	5	3	8 CK	37	43	50	30	46	41	54	34	7	8	10	6 CC	32	27	32	27
10	4	3	4	4QCC	27	18	18	27	29	18	26	22	12	8	10	12 C	7	9	10	7QCC	16	13	12	17
11	28	11	7	32 K	32	13	9	36	11	13	15	10 K	22	15	17	21	12	7	8	11 CK	11	12	13	10 C
12	32	14	7	40	90	86	125	50	21	17	25	13	9	4	9	4QC	20	21	21	21	19	15	17	17
13	8	6	6	8QC	46	40	50	36	14	8	12	11 CK	107	112	80	138	58	74	61	71	16	8	14	10 CK
14	55	40	52	43	20	19	32	8	21	15	19	17	92	71	80	83	29	21	27	23	8	6	8	7QCK
15	20	21	20	22	12	5	6	12 CK	18	7	12	13 KK	76	66	105	38	18	9	12	16	17	17	19	15 K
16	50	21	26	46	93	52	25	120	13	8	8	14 C	52	35	27	60	8	7	7	8 CC	17	11	7	22
17	47	24	44	27	31	23	39	16	61	52	40	73	46	44	48	41	10	9	8	11 CC	10	10	16	5 KK
18	15	20	21	14	12	7	7	12 CK	9	14	18	6 K	55	36	37	54	6	11	12	6QCC	5	4	6	3QCC
19	19	13	14	18	23	17	13	26	40	39	35	43	32	33	39	26	18	15	10	24	3	3	3	2QCC
20	62	42	49	55	15	13	13	16	49	41	55	36	11	8	15	5QC	12	11	17	7 K	8	5	2	10QCK
21	52	46	25	74	15	14	10	19	18	10	14	14	22	19	14	27	8	8	9	7 CC	27	32	32	27
22	37	31	39	29	110	96	95	111	24	22	26	21	17	11	12	16	3	4	3	4QCC	46	39	43	41
23	21	9	18	13	90	82	125	46	9	7	6	10 CK	19	25	15	30	4	8	7	6QCC	16	18	21	14
24	17	12	11	19	25	28	30	22	14	9	16	7QCC	15	9	18	6 K	20	14	9	26	18	16	19	16
25	23	19	32	11	23	17	24	16	18	14	11	21	7	12	10	8QCC	42	27	28	41	17	8	12	13 C
26	54	45	59	40	12	12	11	14 CK	41	32	45	29	12	11	10	14 CC	30	20	31	20	12	9	15	7 C
27	23	17	20	20	21	10	11	20	12	8	8	12 C	8	8	9	8QCC	14	16	19	12	24	30	26	29
28	18	11	15	15	11	8	9	10 CK	9	6	10	6QCC	15	15	13	18	10	16	14	11 CC	16	16	12	20
29	12	13	15	10 KK	12	5	14	3 KK	7	7	7	7QCC	18	13	19	14	12	12	11	14 CC	21	23	21	24
30	12	6	11	7QCC	10	11	6	15 CC	16	10	10	17 KK	14	12	14	13 KK	10	10	10	10 C	11	12	11	12 K
31	10	7	10	8 CC	10	6	3	12 CC					11	12	14	10QCK					5	7	8	4QCC
	30.1				26.1				21.3				30.9				14.8				19.8			
	22.2				19.9				16.9				25.7				14.2				17.4			
	26.1				23.0				19.2				28.4				14.6				18.6			

ANNUAL MEAN N 25.58 S 20.81 M 23.23

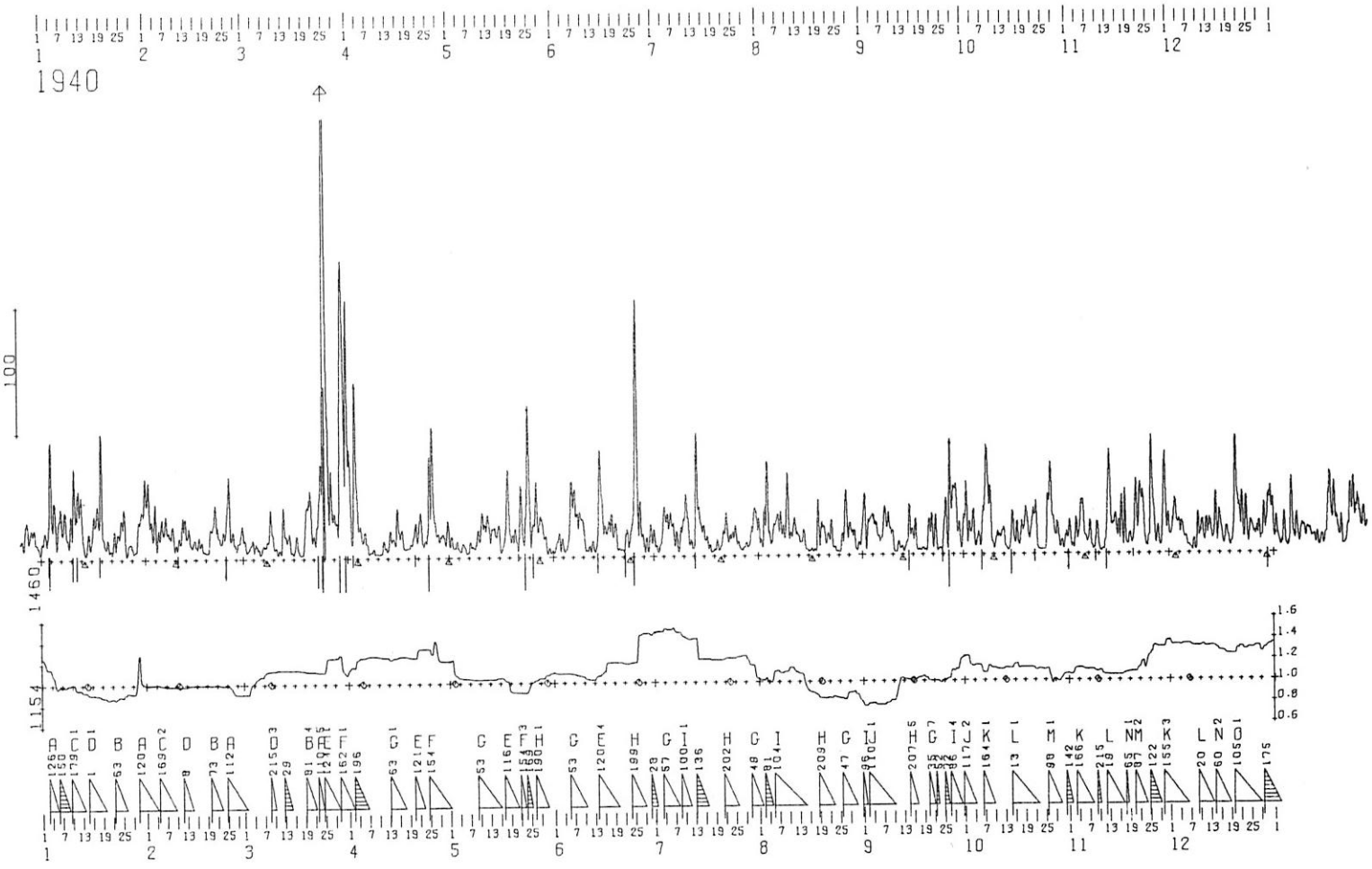
1940
100
1460
1154
1.6
1.4
1.2
1.0
0.8
0.6

	JAN.				FEB.				MAR.				APR.				MAY				JUNE			
	N	S		M	N	S		M	N	S		M	N	S		M	N	S		M	N	S		M
1	17	14	14	18	62	41	41	62	11	10	13	8 C	67	67	87	47	12	12	8	17 KC	7	5	4	9QCC
2	20	13	17	17	29	22	24	28	6	8	6	8 CC	39	31	10	61	10	6	9	8 CK	18	13	11	20 K
3	45	75	25	94	35	24	15	44	14	13	11	16 KC	96	81	125	52	9	11	13	7QCC	12	7	4	16 KK
4	41	29	25	46	17	10	6	21 K	7	10	4	13 KK	23	23	23	23	7	4	5	7QCC	7	4	4	6QCK
5	16	21	25	12	29	18	15	32	7	6	6	7 CC	16	12	15	13	12	8	12	8 CC	22	8	9	22
6	41	27	31	38	28	19	18	29	7	6	4	9QCC	20	9	19	11 K	4	3	3	4QCC	50	49	61	39
7	31	22	19	35	20	24	22	22	9	9	9	10QCC	4	4	3	6QCC	12	8	13	7 CC	47	42	55	35
8	20	21	24	17	20	22	19	23	22	14	13	23	7	6	5	7QCC	9	5	7	7 CC	38	25	27	36
9	27	17	9	36	15	11	17	10 K	24	27	32	19	4	3	3	4QCC	20	13	12	21	26	30	29	27
10	53	37	23	67	14	10	8	16 KK	9	7	7	9 CC	3	4	3	4QCC	31	21	16	36	10	9	15	4 KK
11	43	41	31	52	16	22	11	26	6	4	3	8QCC	9	10	4	14 KC	25	23	22	25	10	4	6	9QCC
12	47	37	34	50	26	26	22	31	26	15	4	37	6	8	9	5QCK	29	32	32	29	12	5	3	14 CC
13	12	9	15	6 C	23	17	16	25	18	16	19	16	19	14	13	20 K	22	13	11	24	8	3	4	8 CK
14	7	9	4	13QCK	8	10	11	8QC	16	16	16	16 K	17	12	15	14	19	22	22	19	62	43	19	86
15	15	11	15	11 K	14	13	15	13 C	4	4	4	4QCC	24	27	11	40	20	24	19	26	41	34	48	27
16	22	30	22	30	15	11	8	18 KK	11	13	7	19 KK	23	17	20	21	8	5	7	6 CK	22	21	25	17
17	35	37	29	43	9	12	9	12QCK	4	5	7	3 CK	13	10	16	7 KK	20	11	12	20	26	23	22	27
18	72	50	26	97	3	7	5	5QCC	4	2	3	4QCK	8	7	7	8 CC	50	48	58	41	22	27	35	15
19	11	18	18	12	5	6	4	7QCK	27	34	22	39	10	10	8	12 CC	24	11	18	18	26	16	21	21
20	14	9	8	16 KC	27	18	24	22	47	46	39	55	21	11	12	20	18	14	11	21	7	5	5	8QCK
21	5	7	5	7QCC	27	41	32	36	21	18	23	17	26	16	26	16	14	8	11	12 K	8	3	6	6QCC
22	10	18	7	22 K	23	18	25	17	23	15	13	25	28	30	28	29	40	36	58	19	17	10	9	18 KK
23	15	13	9	19	16	11	11	16 K	52	45	37	61	14	9	10	13 K	31	12	11	32	19	9	15	13
24	27	24	18	32	23	20	19	24	281	165	51	395	16	13	11	18	102	66	101	67	32	25	22	34
25	27	31	23	36	50	52	42	61	242	241	347	138	107	58	82	83	24	13	14	23	155	118	106	167
26	6	4	2	8QC	17	18	14	22	64	43	54	54	44	44	61	28	40	39	26	53	43	25	27	42
27	10	13	12	11QCC	10	9	11	9QCK	47	28	44	32	22	17	19	20	33	23	31	26	16	13	15	15
28	6	6	6	5QCC	12	12	11	13 CK	32	25	29	29	14	15	14	16	32	23	29	27	16	5	6	15 KK
29	20	12	7	26	23	21	19	25	100	104	30	175	22	12	19	15	17	13	14	16	12	9	4	18 K
30	32	34	28	39					216	143	225	134	22	21	16	27	7	3	2	8QCC	22	13	18	18
31	44	52	33	64					144	123	127	141					5	2	3	5QCC				
	25.6				21.3				48.5				24.8				22.8				27.1			
		23.9				18.8				39.3				19.9				17.2				20.1		
			24.8				20.1				43.9				22.4				20.0				23.6	

	JULY				AUG.				SEP.				OCT.				NOV.				DEC.			
	N	S		M	N	S		M	N	S		M	N	S		M	N	S		M	N	S		M
1	17	6	15	8 K	21	18	25	14	23	45	38	31	38	46	32	52	19	20	25	13	17	17	15	20
2	7	5	3	8QCC	23	20	6	36	20	18	11	27	15	23	12	26	8	6	9	5 C	38	37	33	42
3	24	21	12	33	60	39	31	68	37	25	29	34	30	22	19	34	17	25	30	12	35	20	26	29
4	34	33	34	33	17	12	20	9	27	29	33	23	14	8	14	8 K	43	20	19	44	24	17	17	25
5	29	24	21	33	22	19	16	26	17	15	18	15	14	14	15	14 K	27	35	44	18	15	15	16	15
6	29	21	23	27	32	30	29	34	16	12	13	15	26	26	13	39	15	11	15	11 C	9	8	11	7QCC
7	19	8	8	20	21	24	19	27	38	32	35	35	68	63	48	84	14	21	22	14 K	5	3	5	3QCC
8	14	6	4	16 K	22	14	22	14	25	25	25	25	64	49	59	54	5	6	5	6QCK	2	12	11	3QKK
9	32	16	18	31	52	40	32	60	26	16	22	20	14	10	15	9 K	16	22	15	23 K	19	24	19	26
10	41	39	39	41	17	13	13	18	5	2	4	3QCK	12	10	8	14 KK	4	3	4	3QCK	19	26	18	27
11	19	14	23	9	29	22	21	31	8	7	3	11 CC	14	16	14	17	7	5	4	9QCK	14	17	12	20
12	12	5	12	6 C	18	15	17	17	7	6	5	8QCC	24	16	19	22	33	46	24	55	17	29	23	23
13	64	52	33	83	17	7	13	11 K	7	3	2	7 CC	7	7	9	5QCK	39	59	74	24	20	18	27	11
14	31	34	39	26	14	17	18	13 K	27	25	11	41	6	5	3	8QCK	27	29	26	31	37	33	20	50
15	26	18	21	24	6	3	4	5QCC	22	14	16	21	22	29	28	23	22	22	24	21	21	24	10	36
16	19	10	13	17	5	4	4	5QCC	20	21	11	29	20	15	9	26	40	23	17	46	18	19	23	14
17	9	5	6	9QCC	6	3	3	6QCC	6	3	4	6QCK	11	12	9	14 K	33	24	9	49	17	12	7	22
18	5	3	4	5QCC	25	24	4	45	6	4	3	7 CC	25	21	24	22	11	9	12	9QC	17	10	17	10QK
19	12	6	4	14 CC	19	14	7	26	5	2	4	4QCC	36	27	32	32	12	15	16	12Q C	7	15	9	14QK
20	9	2	4	7QCC	22	20	24	19	25	14	10	30	18	14	14	19	18	27	12	34	72	56	37	91
21	18	13	14	18	17	10	9	19	18	26	26	18	29	33	30	32	37	38	52	23	44	40	45	39
22	30	20	27	23	22	18	12	29	15	22	13	24	23	28	36	16	61	41	56	46	32	34	22	43
23	17	11	10	18	10	4	7	8 CK	4	4	3	6QCK	3	4	4	4QCK	28	34	45	17	34	27	15	46
24	16	17	19	14	3	3	3	4QCC	8	6	5	9 CK	3	5	4	4QCC	13	6	6	13 KK	17	16	13	20
25	20	13	25	9	12	7	2	17 KC	46	29	30	45	29	22	5	46	58	53	17	95	22	22	24	20
26	9	7	10	6 CC	31	23	11	44	52	31	5	78	55	57	42	70	38	31	46	24	22	12	17	18
27	7	4	4	7QCC	26	24	34	16	53	44	43	54	25	26	29	22	17	16	9	23	22	19	16	26
28	10	9	11	8 CC	24	20	27	18	46	54	53	46	23	18	18	24	9	9	7	11 C	26	16	15	28
29	18	10	8	20 K	16	16	15	18	18	24	18	24	12	7	14	5 KK	62	62	43	82	29	26	30	26
30	33	21	19	36	10	4	4	10QCK	16	11	5	22 K	10	8	11	7QCC	27	25	21	32	47	46	47	46
31	31	27	37	21	16	11	7	20 K					12	17	15	14					35	44	36	44
	21.3				20.5				21.3				22.6				25.3				24.3			
		15.4				16.1				19.0				21.2				24.7				23.1		
			18.4				18.4				20.1				21.9				25.1				23.7	

ANNUAL MEAN N 25.45 S 21.56 M 23.54

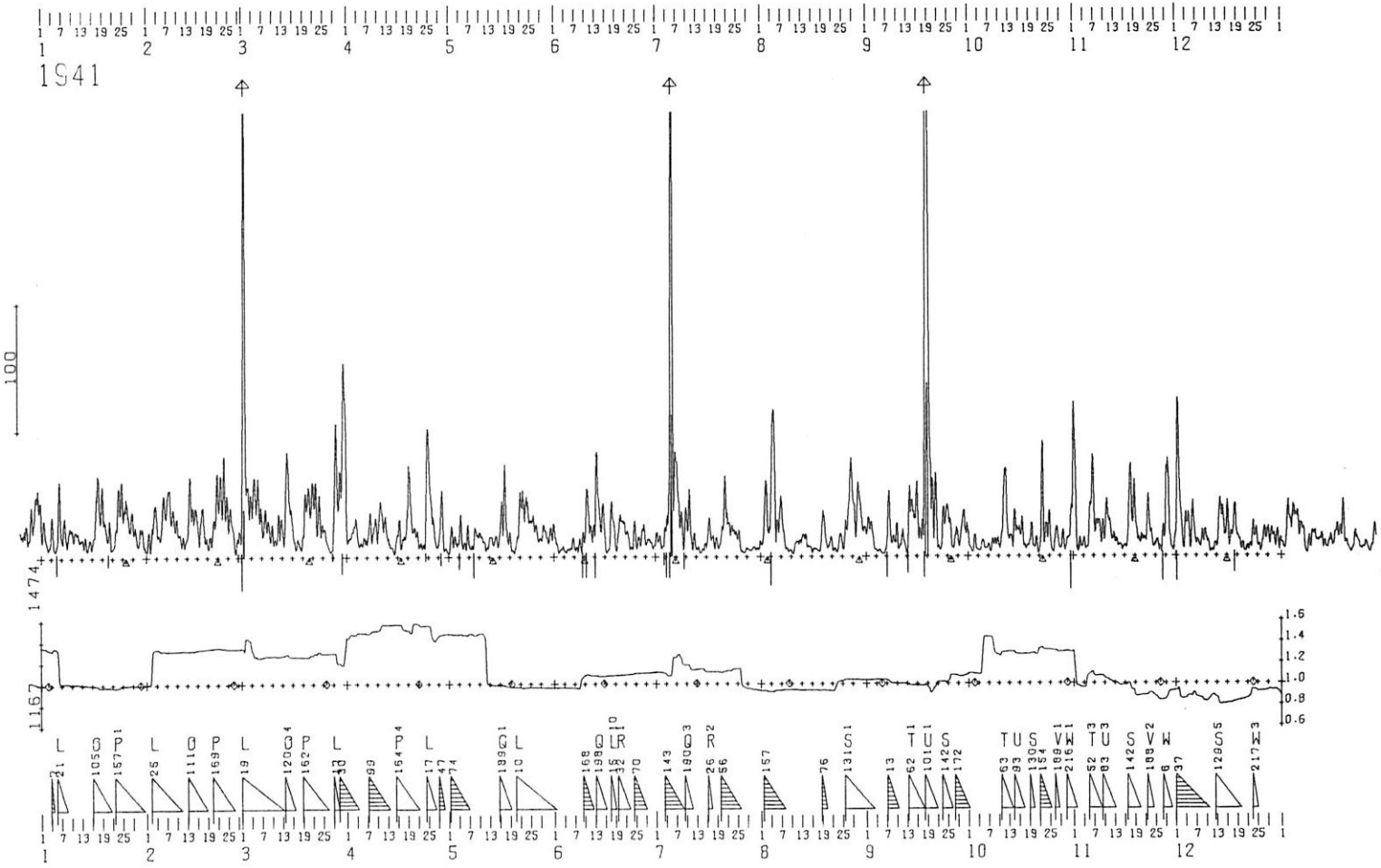
1941
100
1474
1167
1.6
1.4
1.2
1.0
0.8
0.6

	JAN.				FEB.				MAR.				APR.				MAY				JUNE			
	N	S		M	N	S		M	N	S		M	N	S		M	N	S		M	N	S		M
1	26	16	12	31	8	17	6	19QKK	250	249	119	381	16	10	12	14 C	17	12	5	25	17	10	15	12 C
2	13	11	15	10 C	14	18	11	21	52	57	57	53	16	21	16	21	13	12	8	18QC	6	2	4	5QCC
3	14	8	7	14 K	38	34	38	34	34	38	30	42	22	32	26	28	13	8	9	12QC	9	4	7	7QCC
4	15	21	29	7	18	14	16	18	57	52	47	63	15	8	15	9 C	25	20	30	16	6	3	4	5QCC
5	7	10	6	11QC	32	29	18	44	52	44	34	62	11	9	9	11 CC	11	6	7	11QCK	8	5	6	7QCC
6	27	51	61	18	38	36	42	32	28	32	27	32	17	11	14	14	14	20	16	17 K	14	8	10	12 KC
7	27	15	12	31	46	59	51	53	27	23	19	32	28	21	16	33	12	5	7	10 CK	7	5	5	8 CC
8	13	13	15	12 K	35	30	27	39	32	21	24	30	22	13	16	19	20	11	8	23	12	6	9	9 CK
9	21	19	20	20	30	21	22	30	22	15	18	20	30	20	26	24	18	14	17	16	13	13	14	13 K
10	23	13	19	18	21	15	19	18	19	9	15	13Q	39	26	21	44	24	10	19	15	47	28	22	53
11	19	19	19	20	13	14	10	17Q K	28	18	11	35	31	23	34	20	9	11	13	7 CC	36	18	31	24
12	13	13	12	15 C	10	10	7	14QC	24	20	13	31	26	21	31	16	12	6	7	11 CC	21	16	11	26
13	15	12	13	14 KK	44	44	24	64	21	18	13	27	14	9	16	8 KK	17	14	16	15 K	54	63	64	53
14	9	8	9	8QCK	35	29	30	34	76	71	84	64	7	4	8	4QCC	17	10	9	17 KK	33	27	35	25
15	8	13	15	6QCC	38	32	38	32	38	25	34	30	14	8	5	17 KK	13	9	11	11 C	38	26	39	25
16	9	22	14	18	24	18	19	23	11	12	15	8QC	15	27	27	15	34	25	32	28	6	3	4	5QCK
17	62	52	50	65	32	34	37	29	10	11	10	11QCC	15	9	10	14 CK	36	60	63	34	30	16	7	40
18	46	32	31	47	12	12	12	13QK	15	8	9	14 KK	34	20	16	38	17	11	13	16	29	24	31	23
19	32	29	32	29	10	13	7	17 KK	34	33	16	51	52	53	62	43	11	5	10	6QCK	14	8	4	17 K
20	20	13	17	17	20	20	10	30	50	44	42	52	27	15	20	24	8	4	3	9QCC	29	28	30	28
21	10	20	23	7Q	52	41	26	67	55	37	32	60	21	14	16	20	39	19	18	41	29	24	27	27
22	16	11	9	18 K	57	44	36	65	60	39	39	60	11	7	7	12QCK	43	48	41	51	24	13	19	18
23	37	40	21	56	57	54	31	80	38	28	17	50	7	8	7	8QC	37	39	28	48	10	5	6	8 CC
24	47	47	36	59	35	39	29	45	22	20	16	27	64	78	40	102	35	30	37	29	17	20	9	29 K
25	41	28	34	36	33	29	24	38	18	18	22	14	47	56	61	42	29	32	27	34	16	5	6	16 C
26	43	25	40	29	18	21	26	13	9	7	10	6QCC	27	21	32	16	25	20	20	26	17	14	10	21
27	34	23	21	37	8	9	3	14QKK	5	4	4	6QC	10	7	9	8QCK	17	9	12	14 C	19	17	20	17
28	24	16	19	22	17	16	22	11	69	85	49	105	29	34	18	45	20	19	13	25	17	8	12	14 C
29	11	11	10	12 C					58	47	37	68	18	14	28	5	23	12	20	16	15	9	14	11 CC
30	25	20	21	24					87	101	47	141	7	3	6	4QCC	21	11	11	21	10	7	8	9 CK
31	6	7	8	5QCK					79	92	126	46					21	23	17	27				
	23.1				28.4				44.5				23.0				20.9				20.1			
		20.7				26.9				41.2				20.0				17.2				14.5		
			21.9				27.6				42.9				21.6				19.1				17.4	

	JULY				AUG.				SEP.				OCT.				NOV.				DEC.			
	N	S		M	N	S		M	N	S		M	N	S		M	N	S		M	N	S		M
1	23	9	19	13 K	17	12	10	19	27	22	22	27	7	8	8	7 CC	70	64	92	41	73	99	57	116
2	14	6	15	6 CC	55	42	50	47	27	20	28	19	13	7	4	17 KK	10	7	4	13 C	34	35	45	25
3	19	13	9	24	20	23	19	24	9	6	10	6 CK	7	4	7	5 CK	9	10	7	12 CK	19	14	6	28
4	43	27	31	39	87	123	97	113	6	4	5	5QCC	9	4	5	8QCC	9	9	12	6QCC	29	30	29	29
5	295	310	248	357	34	28	33	29	2	4	4	2QCC	11	9	14	7 CC	24	26	7	43	24	17	6	35
6	55	64	36	83	29	35	19	45	5	3	2	6QCK	9	7	7	9QCC	66	59	48	77	17	24	28	13
7	72	42	70	44	26	28	33	21	39	32	19	52	4	7	6	5QCC	29	19	19	30	10	13	13	10 CC
8	27	24	25	27	9	4	7	7 CK	17	10	13	14 C	19	8	14	13 KK	25	27	27	25	15	14	7	21 K
9	26	21	7	39	6	3	4	6QCC	24	11	13	23	13	11	9	15 KK	19	22	14	26	16	17	11	22
10	34	42	23	54	5	3	3	5QCC	11	8	12	7 CK	12	11	6	18 K	33	31	19	46	8	13	11	10 CK
11	14	10	17	7 K	15	8	11	12 CC	15	17	9	23 K	46	63	42	68	33	24	32	25	4	4	3	6QCC
12	14	11	17	8 KK	16	8	11	13 CK	7	8	12	4QCK	32	24	40	16	20	12	13	19	8	8	5	11QCC
13	8	4	6	6QCC	20	12	17	16	31	33	8	56	18	14	18	14	12	11	11	12 KK	22	24	9	37
14	6	3	3	7QCC	16	8	17	7 KK	33	44	40	37	22	25	15	32	11	8	10	9 CC	50	32	42	40
15	11	4	4	11 CC	9	7	9	7 CC	38	42	30	50	23	21	24	21	6	7	4	9QCC	21	18	17	23
16	28	18	14	32	6	4	3	7QCC	33	22	32	23	28	21	17	32	10	11	8	13QC	24	24	39	10
17	19	12	16	15	7	4	6	5QCC	16	22	13	25	8	7	8	8QC	57	62	45	73	23	16	19	20
18	17	6	8	15 KK	11	4	4	12 C	381	318	222	477	7	9	8	8 CC	31	47	27	51	24	37	42	20
19	12	4	8	9 CK	29	33	37	25	216	181	319	78	19	21	13	27	27	30	35	22	11	17	16	12 K
20	20	16	16	21	7	11	12	7 C	31	52	53	29	9	7	7	9 C	13	10	13	10 C	7	9	5	11QCC
21	52	40	62	30	17	10	12	16 C	34	54	51	36	7	8	13	3QKK	19	13	17	16	6	4	4	7QCC
22	33	20	27	27	8	3	4	7 CC	6	8	9	5QC	57	46	13	91	31	24	13	42	9	6	5	10 CC
23	21	23	23	21	5	4	4	6QCC	24	25	10	40	21	15	10	26	23	27	29	21	19	15	7	28
24	20	16	18	19	18	14	19	13 C	40	30	29	42	34	16	15	36	12	8	11	9QCK	17	19	17	19
25	20	11	16	15 K	17	6	5	18 K	36	23	32	28	10	6	12	4 C	10	13	10	14 KC	5	7	8	4QCK
26	4	3	4	4QCC	40	22	23	39	10	4	8	6 C	16	16	11	20 K	4	7	4	7QCK	15	12	8	18 KK
27	6	4	3	7QCC	76	56	68	65	18	20	18	20 K	12	12	18	7 KK	16	20	21	15	23	16	18	21
28	6	4	6	4 CC	29	34	42	22	12	13	9	17 K	12	13	6	20 KK	61	81	71	70	17	12	17	12
29	8	5	5	8QCC	48	38	33	54	35	29	29	35	12	4	7	9 CK	11	13	17	8 K	20	19	22	18
30	9	3	6	6 CC	41	30	42	29	22	22	23	21	14	16	14	17	10	10	4	16 K	15	12	8	20 K
31	12	5	6	12 CC	23	22	22	23					69	61	39	91					12	10	8	14 KK
	30.6				24.1				40.2				18.7				23.6				19.3			
		25.2				20.5				36.2				16.2				23.7				19.3		
			27.9				22.3				38.2				17.5				23.6				19.3	

ANNUAL MEAN N 26.37 S 23.46 M 24.95

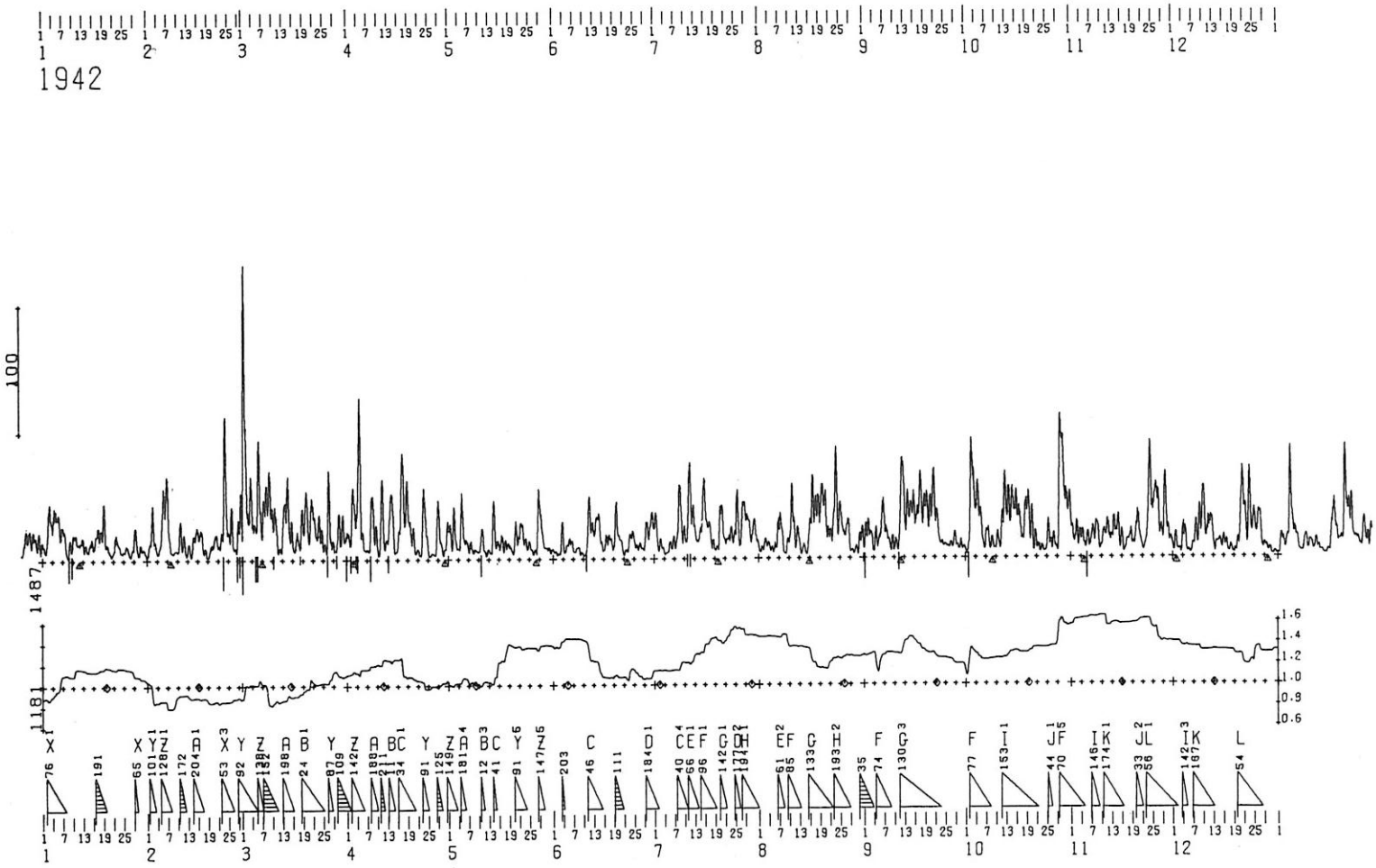
1942
100
1487
1181
1.6
1.4
1.2
1.0
0.9
0.6

	JAN.				FEB.				MAR.				APR.				MAY				JUNE			
	N	S		M	N	S		M	N	S		M	N	S		M	N	S		M	N	S		M
1	5	11	10	7QCC	7	12	5	14 CK	174	120	174	121	16	16	19	13	22	20	23	19	8	4	6	7 CC
2	23	27	13	37	20	33	26	27	47	45	62	30	36	45	24	57	20	32	16	37	4	2	3	4QCC
3	24	37	31	29	13	8	15	7 CK	53	45	48	51	48	24	36	37	14	9	14	9 C	24	14	8	30 K
4	36	34	31	40	7	10	5	11 CK	27	25	26	27	92	80	70	102	23	22	7	39	8	4	5	7 CK
5	41	25	34	33	40	37	31	46	65	50	22	94	18	16	17	18	24	22	34	13	14	13	12	15 KK
6	25	17	16	27	58	48	46	60	28	28	37	20	10	5	7	8 CK	16	8	13	11 CK	13	11	15	10 CK
7	18	15	23	12	15	13	21	8	33	45	44	34	11	4	6	9QC	9	11	12	9 KC	7	3	5	6QCC
8	6	7	3	9 KK	5	6	5	6QCC	47	54	58	43	46	42	50	38	9	4	5	8 CC	12	5	9	8 CC
9	11	11	10	13 CK	6	8	7	7QCC	57	46	62	41	20	18	16	23	8	3	6	5QCC	6	2	4	4QCC
10	18	19	18	20	20	19	8	31 K	29	27	22	34	12	5	3	14 K	17	11	7	22 K	5	2	2	5QCK
11	17	9	12	14 C	16	11	7	20	19	11	24	6	44	45	63	26	15	6	15	7 KK	40	29	21	48
12	19	13	14	18 K	6	3	5	4QCK	9	6	9	6QC	15	9	8	15 K	7	3	2	8QCC	25	22	25	21
13	11	7	6	13 CK	11	7	13	5 CC	46	37	40	42	37	24	17	44	7	3	5	5QC	30	24	23	33
14	8	10	7	11 CK	13	13	7	20 KK	46	42	53	35	40	30	50	20	29	30	43	16	26	31	31	26
15	10	15	11	13 KK	26	18	19	24	24	18	14	29	7	4	5	7 CK	14	12	14	12 KK	9	10	14	6 CK
16	18	10	9	19	22	17	16	24	10	5	7	8QC	28	24	22	31	14	12	9	18 KK	19	8	8	19 KK
17	21	18	25	15	12	9	17	4 KK	20	14	22	13	55	71	84	42	14	8	8	14 KK	18	11	14	15
18	33	15	24	25	6	5	8	2QCC	28	24	12	41	49	44	31	62	14	9	11	12 CK	16	7	17	7 K
19	27	19	37	10	7	7	3	11QCC	36	30	20	47	27	24	30	22	8	7	9	6 CC	30	31	17	45
20	10	7	11	6 CC	13	11	9	16 KK	30	21	38	12	16	20	17	19	16	12	5	23 K	16	16	18	15
21	6	3	3	6QCC	19	11	18	12	43	35	39	39	8	4	4	8QCK	22	13	18	18	13	5	13	5 CC
22	14	14	8	21 K	17	9	11	17 K	27	24	34	18	5	4	6	3QCK	33	21	29	25	7	4	4	7QCC
23	13	11	13	11 CK	69	55	16	109	28	24	17	36	42	32	30	44	22	7	13	17	18	8	7	20 KK
24	8	5	6	8QCC	36	38	55	19	15	15	14	17	26	19	31	14	13	6	7	12 CC	21	14	16	20
25	11	6	6	11 CC	38	19	17	41	9	10	11	8QC	3	2	2	4QCC	12	5	9	8 CC	17	6	12	12 KK
26	7	4	7	4QCC	15	7	13	10 C	43	40	29	54	5	2	4	4QCC	7	4	4	8QCK	12	7	7	13 CC
27	8	6	6	8 CK	20	11	5	26	19	8	13	15Q	25	17	6	36	38	28	16	50	10	4	8	7 CC
28	17	23	24	15 K	43	28	22	49	7	5	6	7QCK	26	19	31	14	29	26	33	22	25	18	14	29
29	10	5	4	12 CC					25	26	18	34	8	4	5	8 CC	10	8	9	8 CK	29	14	18	26
30	9	8	7	9 CC					25	22	11	36	21	16	7	30	13	5	9	9 CC	34	26	37	24
31	4	4	5	3QCC					17	14	13	19					6	5	4	8QCC				
	15.7				20.7				35.1				26.5				16.3				17.2			
		13.4				16.8				29.6				22.3				12.0				11.9		
			14.6				18.8				32.4				24.4				14.2				14.6	

	JULY				AUG.				SEP.				OCT.				NOV.				DEC.			
	N	S		M	N	S		M	N	S		M	N	S		M	N	S		M	N	S		M
1	25	30	37	18	11	4	5	10 CK	19	17	12	25	6	4	3	7QC	20	18	23	15	15	9	5	19 KK
2	15	7	5	17QCK	13	7	6	15 CC	30	21	31	20	60	55	26	89	32	14	18	28	9	6	9	6 CK
3	10	5	8	7QCC	14	11	11	14 CC	10	16	20	6 K	62	49	71	41	19	12	10	23	14	10	6	19 KK
4	6	2	4	5QCC	10	6	8	8QCC	18	13	13	19 K	50	45	46	50	22	12	23	12	20	18	17	22
5	15	5	6	14QCC	12	5	4	13 CC	17	10	13	16	38	27	35	30	15	10	8	18 KK	7	4	5	6 CK
6	18	8	7	18 KK	22	15	9	29	46	34	32	48	12	8	12	8 C	14	11	13	12 K	10	5	4	11 CC
7	16	9	8	17 K	34	26	36	24	17	23	19	21	27	18	20	24	18	22	19	20	22	18	10	30
8	52	42	48	46	5	4	6	4QCK	16	10	16	10 C	16	8	7	17 K	27	25	26	27	37	14	11	40
9	22	20	17	24	10	11	8	13 KK	11	11	16	7 KK	13	4	10	7QCK	11	9	9	10QC	48	28	20	55
10	23	9	15	18	47	31	19	59	14	10	11	14 KK	17	14	16	16 K	21	13	12	23	37	26	45	18
11	67	57	69	55	18	22	31	9	34	20	11	42	26	16	7	35	28	22	19	31	29	25	22	32
12	36	26	37	25	23	17	24	17	67	71	79	59	55	45	42	58	23	12	17	19	23	28	30	21
13	22	11	20	13	9	4	7	5QCC	36	37	26	48	53	35	32	56	24	25	16	33	11	8	7	12 CK
14	26	15	16	25	9	7	12	5 CC	44	34	34	44	53	32	28	57	30	21	22	30	13	14	13	15 C
15	50	46	33	64	15	10	4	20 K	39	42	34	47	52	33	37	48	21	10	13	18	15	9	8	16 CK
16	29	26	32	24	55	39	29	66	41	27	29	41	40	34	32	42	13	5	12	6QKK	17	9	11	15 CK
17	22	24	29	17	38	39	27	50	58	50	45	64	25	16	24	17	12	11	10	14QCK	4	7	5	7QCC
18	10	12	15	8 KK	32	41	36	38	43	34	29	48	33	27	21	40	18	21	18	22	6	5	8	3QCC
19	11	5	7	10QCK	52	54	47	58	47	37	43	41	47	39	44	43	12	11	12	11QC	6	5	6	5QCC
20	37	24	27	34	35	45	41	39	43	31	35	39	27	27	22	32	30	30	27	33	26	16	16	27
21	28	24	37	16	22	15	18	20	62	46	53	56	14	12	6	21 K	18	14	20	12	46	69	59	56
22	15	11	11	15 K	33	12	24	22	40	26	34	32	9	8	8	9QCK	10	5	5	10QCC	26	32	43	15
23	22	19	16	24	61	63	36	88	15	10	15	11 C	7	7	5	9QCC	27	29	15	42	45	54	44	55
24	19	15	16	20	36	25	20	43	14	7	12	10 CC	7	4	4	7QCK	64	67	92	40	34	19	20	33
25	32	47	38	42	29	28	33	24	11	9	11	10QCC	22	16	22	16	55	42	45	52	27	24	28	23
26	19	10	9	21	26	16	18	25	13	9	9	13QCC	22	7	15	14	62	41	52	51	38	37	38	36
27	43	44	42	45	20	25	31	14	18	11	9	20 K	14	8	13	9 CK	29	14	21	21	12	7	9	10 C
28	27	33	30	30	7	5	7	6QCC	13	7	10	11QCK	65	53	7	112	53	33	19	68	10	8	9	10 CC
29	18	22	27	12	9	5	4	10QCC	12	8	8	13QCC	87	83	94	75	29	22	27	23	6	7	6	7 CC
30	27	26	25	27	15	6	3	19 KK	10	7	9	8QCC	57	42	49	50	16	12	14	14	3	2	2	3QCC
31	16	14	18	12	16	21	17	20					50	39	42	47					4	3	4	3QCC
	25.1				23.9				28.6				34.4				25.8				20.0			
		20.9				19.9				23.0				26.3				19.6				17.0		
			23.0				21.9				25.8				30.3				22.8				18.4	

ANNUAL MEAN N 24.10 S 19.40 M 21.78

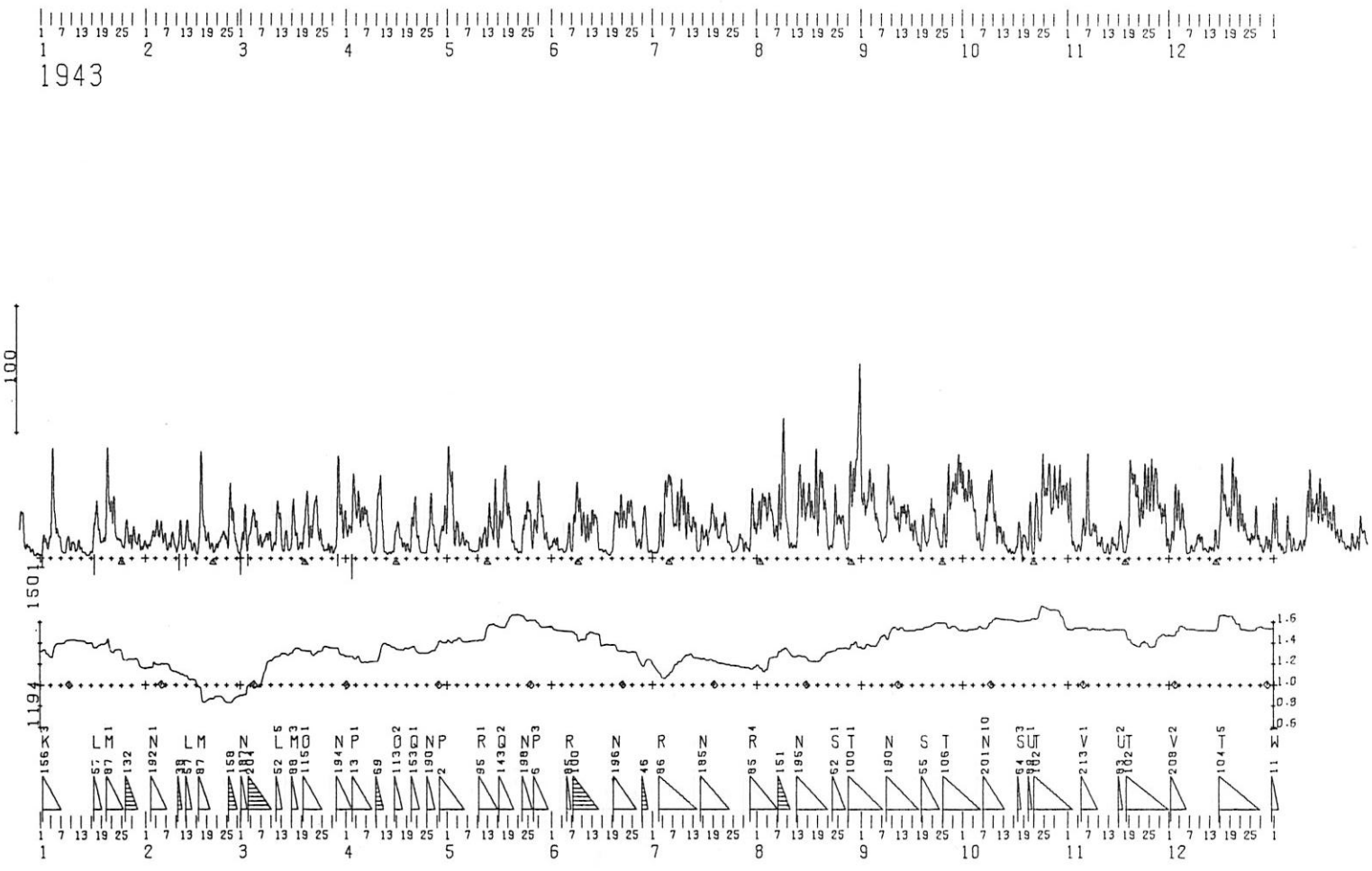
1943
100
150
119
1.6
1.4
1.2
1.0
0.8
0.6
1 2 3 4 5 6 7 8 9 10 11 12

	JAN.				FEB.				MAR.				APR.				MAY				JUNE			
	N	S		M	N	S		M	N	S		M	N	S		M	N	S		M	N	S		M
1	12	5	2	15 KK	9	11	9	11 CC	15	16	9	21	21	20	21	21	67	86	87	66	17	10	11	17 K
2	13	14	15	12 K	14	10	9	15 C	19	33	38	14	27	21	24	24	35	64	64	36	12	11	10	13 KK
3	14	12	8	18 K	19	21	22	18	19	15	15	19	55	61	68	48	21	18	10	29	10	4	6	8 CC
4	61	50	38	73	21	25	29	18	40	26	27	39	47	33	32	48	19	15	23	11	7	3	7	4QCC
5	29	27	35	21	27	20	23	24	29	25	24	30	42	30	32	40	17	14	14	18 K	15	6	7	14 CK
6	19	17	19	18	18	15	14	20	19	10	10	19	35	33	33	35	15	9	11	14 K	23	11	28	7
7	5	4	6	4QCC	11	6	8	10 CK	14	7	9	13 C	36	27	36	27	13	7	14	6QCK	33	12	11	35
8	11	6	4	14 CK	16	13	10	20	20	16	17	20	14	13	22	6	9	3	6	7QCC	53	48	51	50
9	13	12	19	7 KK	10	15	16	9 CK	19	16	14	21	10	4	4	11QCK	9	3	6	7QCC	32	37	44	26
10	13	12	12	13 CC	9	7	6	10QC	12	5	6	11QCK	40	45	34	51	17	7	8	17 KC	26	33	34	25
11	7	6	6	8QCC	13	27	31	10	31	19	10	40	46	46	66	26	21	7	8	20	23	18	13	28
12	11	12	15	8 KC	13	7	8	12QC	38	29	34	34	6	5	6	6 CK	20	13	23	10	22	22	25	19
13	7	5	7	6QCC	23	24	31	16	10	4	8	6QC	6	2	3	6QCC	34	28	31	32	41	33	38	35
14	3	3	4	3QCC	10	10	15	6 CC	18	19	21	16 K	6	4	4	6QCC	26	11	23	15	25	24	34	15
15	5	3	2	6QCC	9	11	13	6QCC	7	7	6	9QC	16	16	10	22	37	44	63	17	10	5	7	8 CC
16	13	11	4	21 K	10	7	3	14 C	38	34	36	36	26	22	28	21	26	19	11	34	7	3	5	6QCC
17	40	35	37	37	62	59	79	42	14	17	19	13	14	12	17	10 C	46	30	28	49	5	3	6	3QCC
18	18	19	23	14	22	16	25	14	11	10	9	12 CK	10	9	13	6 CC	58	52	74	36	5	2	2	6QCC
19	16	15	14	18	16	17	19	14	21	16	11	26	12	6	12	8 CK	32	40	38	34	30	15	11	33
20	60	44	17	88	12	8	10	10 CC	46	40	41	46	24	19	13	30	10	13	12	12 C	40	32	37	35
21	44	37	43	38	11	5	5	11QCC	16	19	15	20	43	36	45	34	8	5	8	6QCC	41	31	26	46
22	50	35	35	50	9	12	8	14 CK	35	32	25	43	14	12	19	8 K	5	4	5	4QCK	29	35	34	30
23	18	15	19	15	17	19	18	20	37	41	48	30	6	2	4	5QCC	21	18	17	22	35	37	26	46
24	17	14	16	15	22	14	19	18	17	15	14	18	5	3	4	4QCC	36	43	33	46	41	43	43	42
25	9	8	9	8 C	29	23	9	43	10	6	10	6QCK	24	18	16	27	38	32	37	34	29	22	27	24
26	25	26	29	22	41	40	45	36	11	5	8	9 CC	47	32	52	26	20	14	8	27	13	9	8	14 C
27	15	15	12	18	18	14	20	12	12	6	7	10 CC	15	10	11	13 K	33	24	28	29	21	8	12	17
28	18	19	18	20	6	4	6	4QCC	7	4	4	8QCC	12	5	5	13 CK	57	43	58	42	41	31	30	41
29	14	12	13	13 C					47	46	11	82	21	24	24	21	23	28	34	17	12	9	17	5 K
30	18	9	17	9 KK					40	37	34	43	31	31	42	20	20	13	19	15	6	5	7	5QCC
31	10	10	7	14 CC					26	28	16	38					10	6	6	10 CC				
	19.7				17.8				22.4				23.6				25.9				23.5			
		16.5				16.4				19.5				20.1				23.0				18.7		
			18.1				17.1				21.0				21.9				24.5				21.2	

	JULY				AUG.				SEP.				OCT.				NOV.				DEC.			
	N	S		M	N	S		M	N	S		M	N	S		M	N	S		M	N	S		M
1	6	3	5	5QC	35	36	26	45	49	44	47	47	52	51	47	56	44	44	36	53	15	12	5	22
2	10	4	5	9 CK	41	42	36	48	38	49	40	47	67	48	45	71	11	9	11	10 C	45	25	14	56
3	22	27	34	15	50	37	50	38	55	67	70	52	55	47	53	49	10	5	5	10 CC	47	37	29	55
4	40	36	17	59	47	38	37	48	48	46	53	42	35	30	37	28	9	9	9	10 CK	39	27	22	44
5	62	56	51	67	37	31	39	29	35	31	37	29	22	13	14	21	24	24	22	28	26	20	24	22
6	58	54	66	46	27	17	18	26	24	15	23	16	7	5	7	5QCK	68	39	24	84	5	3	4	5QCK
7	26	25	26	26	27	41	38	30	16	13	12	17Q	31	23	18	36	25	17	25	17	6	11	9	8 CC
8	35	41	47	29	72	77	40	109	43	40	20	63	48	49	51	46	20	27	27	20	9	7	6	11 CK
9	57	40	48	49	50	32	52	30	55	42	53	44	57	63	65	54	17	18	24	12	16	17	18	15
10	36	36	45	27	16	12	19	9Q	40	42	50	32	30	26	29	28	17	12	11	17 K	15	14	14	16 K
11	32	33	32	33	14	6	11	9QCC	39	28	30	38	22	22	22	22	6	5	7	4QCK	8	7	8	8QCK
12	27	24	25	26	19	8	10	17 K	29	27	24	33	23	15	21	18	7	10	9	9 CC	5	7	6	7QCC
13	33	24	29	29	62	64	51	75	43	35	42	36	12	10	11	11 CK	11	7	3	14QCC	12	6	9	9QCC
14	9	4	7	6QCK	43	50	32	61	46	33	38	40	10	4	5	8QCC	13	11	12	12QCC	16	14	7	23 K
15	17	20	13	25	35	39	29	45	29	23	23	29	5	4	3	5QCC	9	8	6	11QCK	18	10	10	19
16	21	14	17	19	41	50	60	32	24	21	14	31Q	10	5	4	11QCK	29	22	24	26	61	54	44	70
17	26	11	16	22	35	43	46	32	17	12	18	13	21	25	22	24	4	5	5	5QCK	47	42	51	38
18	38	31	28	42	50	62	74	39	17	6	6	18QK	13	10	3	19QK	14	15	10	19	40	30	33	38
19	30	30	31	29	45	58	37	66	27	19	31	16	12	16	18	11	77	59	63	73	64	48	32	81
20	17	16	19	16	52	56	69	39	17	8	9	16QC	26	22	8	41	67	50	58	59	62	49	50	62
21	23	26	22	27	27	32	40	19	33	40	38	35	11	5	13	3 K	62	43	53	53	46	32	26	52
22	29	33	32	30	11	7	6	11QCK	35	34	38	31	45	33	31	47	40	32	24	47	33	24	26	32
23	14	10	12	12 C	21	13	9	26Q	21	18	24	15	19	13	16	16	61	45	31	76	25	22	25	21
24	10	5	9	6QCC	43	38	53	28	15	4	10	10QC	62	50	48	65	61	50	39	73	15	14	14	15
25	9	5	7	7QCC	27	38	34	32	22	25	31	16	52	49	52	49	76	40	37	80	19	15	20	15
26	17	9	10	16 CK	29	25	34	21	57	42	23	76	75	57	71	62	61	47	37	72	31	26	16	42
27	18	10	16	14 K	11	4	7	9QC	49	46	41	54	50	39	41	49	55	54	66	42	11	16	16	11 K
28	12	7	6	14 KK	55	51	29	77	65	56	53	68	61	45	58	49	41	31	45	27	8	7	11	4QCC
29	10	3	8	5QC	57	48	47	58	72	61	50	82	65	49	50	64	40	34	36	38	16	12	10	18 K
30	34	42	30	46	99	72	78	93	67	66	77	57	50	57	50	58	11	12	10	14 K	10	12	8	14 KK
31	27	23	30	19	122	113	119	116					53	47	50	50					36	18	10	44
	26.0				42.0				37.6				35.5				33.1				26.0			
		22.7				40.0				33.0				30.0				26.1				20.6		
			24.4				41.0				35.3				32.8				29.6				23.3	

ANNUAL MEAN N 27.76 S 23.88 M 25.85

1944

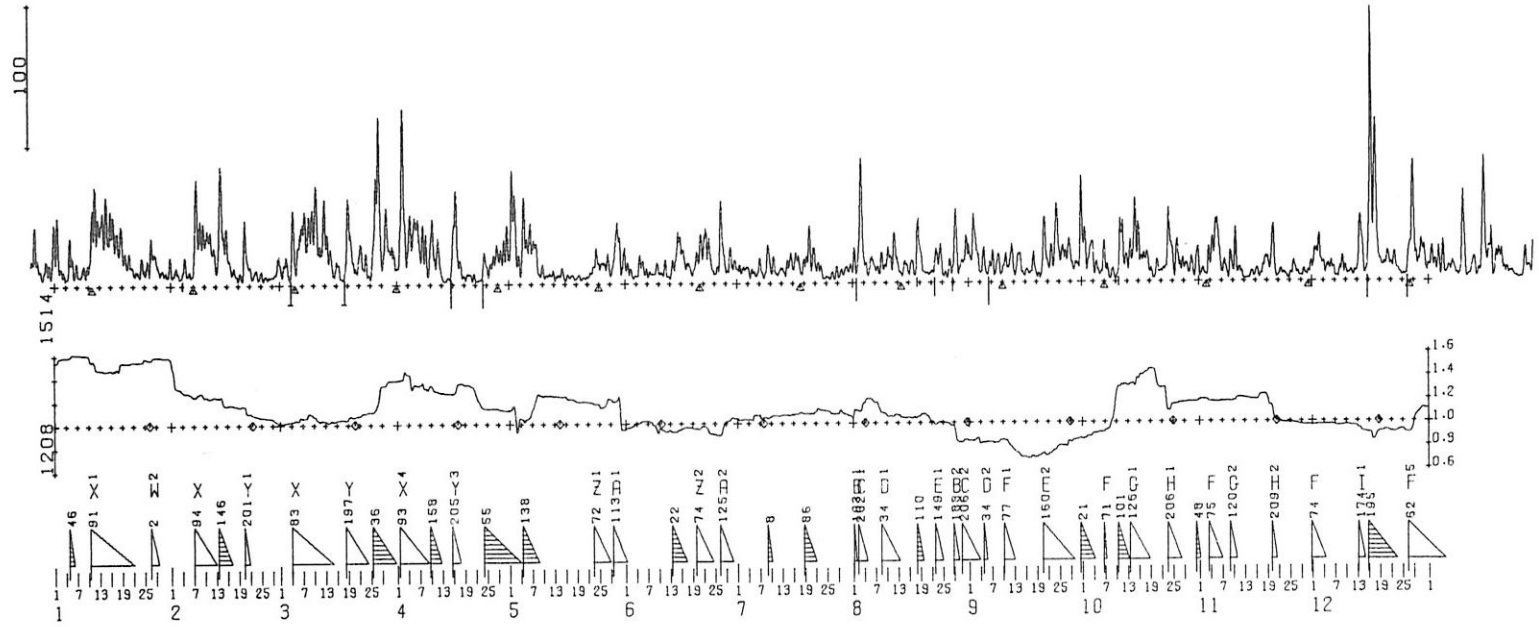

	JAN.				FEB.				MAR.				APR.				MAY				JUNE			
	N	S		M	N	S		M	N	S		M	N	S		M	N	S		M	N	S		M
1	39	25	16	49	8	5	6	8 CK	11	8	11	8QC	33	16	12	37	51	56	30	78	17	7	9	15 K
2	12	10	10	12 C	12	11	12	10 CC	20	12	13	20 K	85	81	103	63	41	47	54	35	9	9	10	7 CC
3	5	9	7	7QCC	5	4	4	6QCC	6	4	8	3QC	34	19	35	19	17	14	15	17	6	4	4	6QCC
4	13	6	6	14QK	14	16	10	21 K	30	42	39	34	40	36	45	31	37	37	12	62	15	7	6	17 KK
5	28	23	31	20	9	8	7	10 CK	16	19	8	27	43	36	36	43	28	26	26	28	19	9	12	17 K
6	12	10	5	17QKK	7	5	6	7 CK	40	32	32	39	40	36	45	31	34	34	34	35	13	4	6	12 CC
7	8	5	7	6QCC	55	51	29	77	50	36	37	49	39	24	22	41	27	25	25	27	9	5	5	9QCC
8	10	11	9	12 CC	47	26	27	47	38	33	24	47	25	25	15	35	16	21	29	8	7	7	7	7QCC
9	14	8	9	14 KK	35	28	27	37	47	42	45	44	20	10	5	25	11	5	5	12 CC	12	11	10	14 CC
10	22	29	15	36	41	25	34	33	55	52	51	57	29	34	41	23	9	4	7	6 CC	10	4	6	9QCC
11	64	43	42	66	34	30	37	27	24	21	24	21	28	14	17	26	10	4	6	8 CC	13	10	6	18 KK
12	34	37	34	37	20	23	22	21	52	36	26	62	15	17	23	9	13	4	6	11 CC	6	5	5	6QCK
13	54	42	44	52	23	21	9	35	27	27	27	28	3	2	4	2QCC	5	4	2	7QCC	14	9	6	17 KC
14	52	37	27	62	62	53	81	34	21	20	24	17	4	3	3	4QCC	8	4	6	6 CC	23	8	9	23
15	50	30	30	51	46	26	31	41	13	4	7	11QCK	19	8	4	23 K	10	5	11	4 CC	32	34	32	34
16	40	37	34	43	17	16	18	16	13	13	14	13 KK	54	51	44	62	7	3	4	7QCC	25	19	24	19
17	35	32	29	37	11	9	7	13 CC	5	3	4	4QCC	22	12	19	14	8	3	4	7 CC	16	11	11	16 K
18	40	21	21	40	5	5	6	4QCC	19	20	9	30	12	5	11	6 KK	6	3	6	4QCC	11	8	12	8 CC
19	27	16	21	22	7	6	9	4 CK	50	42	58	35	6	5	4	7QCC	8	4	5	7 CC	13	8	9	12 CK
20	22	14	14	22	28	30	14	44	12	16	18	10	8	6	8	6 CC	5	2	3	5QCC	23	13	21	15
21	15	12	13	14 C	17	12	18	12	18	7	9	16 K	6	5	4	7 CC	5	4	4	6QCC	29	23	36	17
22	12	7	8	10 CC	11	5	12	5 CC	19	25	24	21	3	2	2	4QCC	10	3	4	9 CC	42	31	35	38
23	8	7	10	6 CK	11	9	9	12 CC	20	14	12	23	3	3	3	4QCK	13	8	9	12 C	27	19	25	21
24	19	12	20	12 K	7	4	4	7QCC	6	6	5	7QCK	18	19	23	14 K	19	21	26	14	12	7	10	9 CK
25	14	12	7	19 KK	9	3	7	4QCC	22	15	10	27	13	9	9	13 KK	12	13	10	15 K	12	7	7	13 CK
26	22	19	7	35	5	5	7	4 CC	46	73	61	59	16	15	12	20	17	10	16	12	33	41	15	59
27	22	19	19	22	6	5	5	7QCC	72	73	116	29	24	19	18	26	17	14	19	12 K	25	17	28	14
28	13	13	16	11 C	8	6	6	9 CC	16	24	14	26	21	19	17	24	12	6	7	12 C	11	5	9	8 C
29	10	8	7	11 CC	14	19	12	21 K	34	44	54	25	20	22	17	26	37	32	27	42	22	15	26	11
30	9	7	7	10QCC					28	23	23	28	27	32	41	18	23	26	30	20	14	13	17	11 K
31	12	14	6	20 KK					17	16	21	12					17	18	12	24				
	23.8				19.8				27.4				23.7				17.2				17.4			
		18.5				16.1				25.8				19.6				14.9				12.3		
			21.2				17.9				26.6				21.6				16.1				14.9	

	JULY				AUG.				SEP.				OCT.				NOV.				DEC.			
	N	S		M	N	S		M	N	S		M	N	S		M	N	S		M	N	S		M
1	16	7	10	13 KC	11	20	20	11	17	19	20	16	43	26	30	39	7	6	4	9 CK	18	17	13	22
2	13	8	9	12 CC	30	17	15	32	41	41	50	33	12	14	8	17 K	8	5	8	6 CC	30	25	25	31
3	12	8	11	10 CC	47	68	89	26	17	12	22	8	32	23	26	30	12	18	9	21	15	15	16	15
4	11	4	8	8 CC	13	12	12	14 K	21	8	8	21 K	15	6	8	14 K	23	26	24	25	11	9	11	9 CK
5	10	5	8	7 CC	12	12	6	18 KK	10	9	13	6 CK	8	6	10	5QCC	44	42	40	46	10	12	14	9 CC
6	12	4	6	11 CK	15	13	16	12 K	16	6	10	12 CK	19	17	9	28 K	17	21	25	13	10	13	13	10 KC
7	14	10	17	8 KK	10	11	8	13 CC	11	18	24	5 K	12	10	9	13 CK	12	11	7	17 CK	4	4	4	4QCC
8	9	4	4	9 CK	16	12	6	22 K	15	16	11	21 K	5	2	4	4QCC	5	6	9	2 CK	6	13	8	11 CK
9	26	18	28	16	15	8	9	14 C	10	7	11	7QCK	7	5	10	2QCC	15	20	23	13 K	12	13	16	10 KK
10	17	9	7	19 KK	18	18	19	18	16	16	12	20 K	13	7	6	15 K	19	27	13	32	5	7	6	6QCC
11	8	6	8	7 CK	23	11	18	17	16	9	10	15 K	48	35	39	45	7	10	7	10 C	5	8	8	5QCC
12	10	8	9	10 CC	29	23	32	20	17	23	24	16	16	15	12	19	6	5	8	3 CC	7	8	9	7 CC
13	11	7	11	7 CC	10	8	11	8 CK	11	7	5	13 CK	23	16	9	31	3	2	2	3QCC	27	36	15	48
14	15	8	13	11 KK	12	8	5	16 CC	19	19	20	19	33	22	17	37	5	4	2	6 CC	20	21	31	10
15	21	13	19	15 K	10	12	13	10 CC	5	7	8	4QCK	61	33	50	43	7	4	6	5QCC	14	16	9	21
16	20	12	9	22	14	10	8	17 KC	8	9	8	8QCC	21	12	15	18	7	8	10	6 CC	116	127	77	166
17	17	13	17	13	10	6	11	5 C	7	7	7	8QCK	21	15	20	17	5	7	5	7 CC	85	88	56	117
18	13	9	7	15 KK	35	34	42	27	15	16	22	9 K	16	14	21	9	14	15	11	19	26	30	37	19
19	21	10	14	18	13	16	22	8	7	4	4	7QCC	5	8	11	3QCC	12	15	19	9	13	14	15	12 C
20	22	30	38	14	11	4	8	7QCC	16	20	5	30	14	5	3	16 KC	31	31	21	42	15	14	12	17
21	22	20	17	25	7	6	6	8QCC	29	25	39	16	10	6	8	8QCC	5	6	9	3 C	16	16	19	13
22	16	8	9	15 K	10	7	9	9 CK	28	9	10	27	10	7	7	10 CC	7	7	5	9 CC	15	17	13	20
23	9	11	11	8 CC	17	22	25	14	22	14	14	22	32	22	12	43	6	6	5	7 CC	10	12	12	9 CK
24	4	3	4	4QCC	22	19	23	18	41	43	57	28	39	23	37	25	3	4	4	2QCC	3	7	6	4QCC
25	5	2	4	4QCC	7	6	4	9QCK	22	15	15	23	17	8	10	15 K	4	7	6	5QCC	4	6	6	5QCC
26	7	5	7	6QCC	12	5	4	14QCC	23	21	22	22	22	20	31	12	14	11	16	9 KC	17	18	11	24
27	10	5	3	12QCC	13	8	10	12 C	26	25	23	29	20	6	8	18 KK	4	7	7	4QCC	58	57	29	86
28	10	3	4	9QCC	38	35	35	38	11	12	14	10 C	11	13	11	14 CK	7	6	4	9 CC	24	25	30	19
29	9	6	6	9 CC	9	7	6	10QC	16	12	13	15 C	12	8	6	15 CK	3	7	5	5 CC	19	17	17	20
30	14	6	12	8 CC	20	13	17	17	52	35	11	76	7	10	13	3 CK	12	10	8	14 KK	30	23	27	27
31	12	10	12	10 CK	26	28	34	20					24	19	19	25 K					13	9	10	12 C
	13.4				17.3				18.8				20.3				10.7				21.2			
		8.7				15.5				16.1				14.0				11.8				22.4		
			11.1				16.5				17.5				17.2				11.2				21.8	

ANNUAL MEAN N 19.24 S 16.31 M 17.80

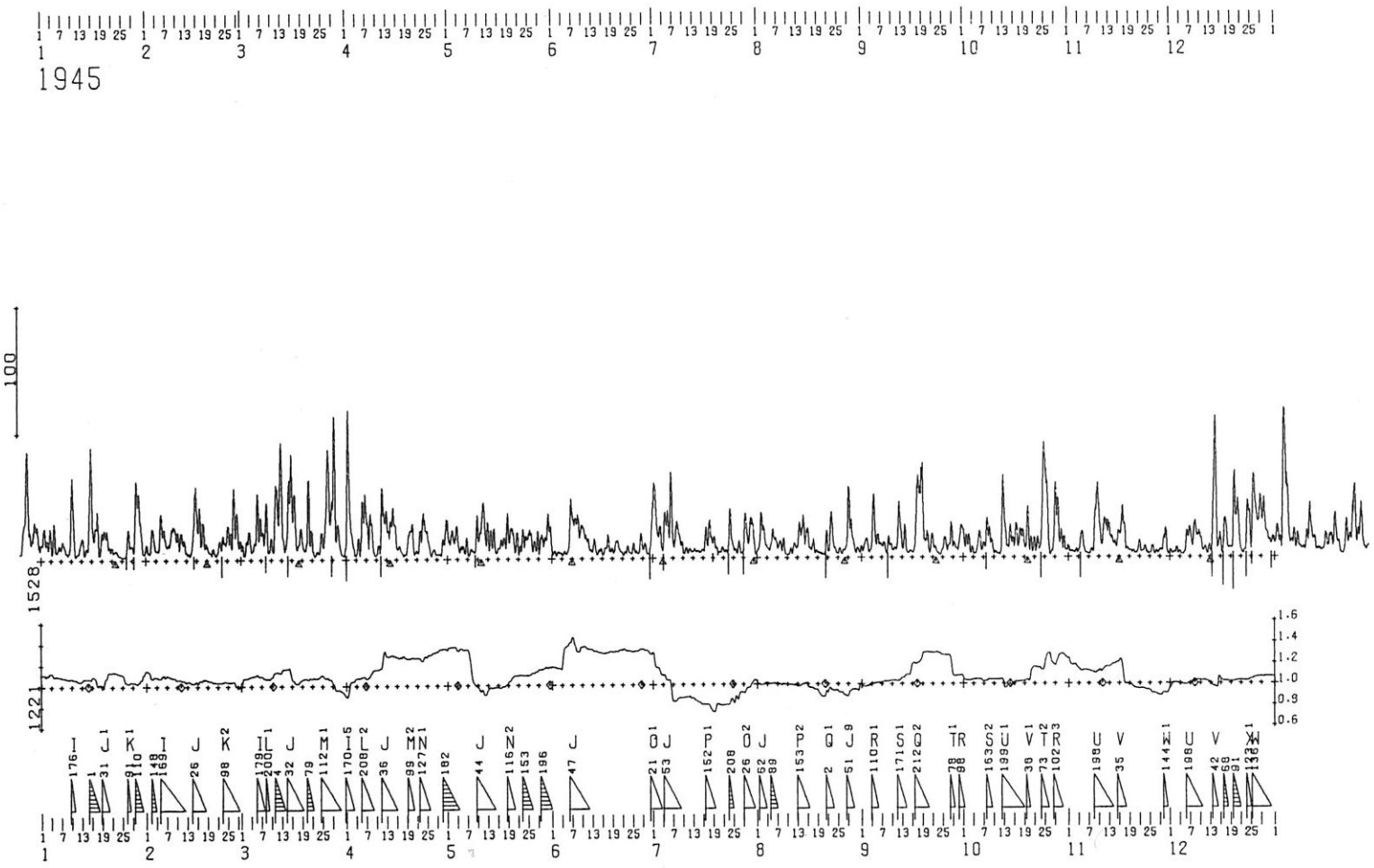
1945
100
1528
1221
1.6
1.4
1.2
1.0
0.9
0.6
1 2 3 4 5 6 7 8 9 10 11 12

	JAN.				FEB.				MAR.				APR.				MAY				JUNE			
	N	S		M	N	S		M	N	S		M	N	S		M	N	S		M	N	S		M
1	17	16	12	21	8	7	10	5QCC	6	11	11	5 C	62	84	73	74	19	11	18	12	7	3	4	6QCC
2	19	12	15	16	17	15	8	25 K	10	9	4	15 KK	29	18	29	19	18	17	21	15	5	2	2	6QCC
3	17	16	13	21 K	12	11	17	7 K	17	19	22	13	7	5	9	3 CK	27	18	18	27	5	3	4	4QCC
4	19	15	4	30	8	7	8	8 C	9	7	6	11QCC	10	12	5	18 KK	9	8	8	8 CK	6	3	3	7 CC
5	8	5	8	6 C	31	24	37	18	38	26	12	52	36	22	12	46	10	8	8	10QCC	6	4	4	7 CK
6	10	11	12	9 CC	20	16	24	12	29	20	15	34	34	38	35	38	12	9	4	17 KC	33	32	29	37
7	12	12	13	12 CC	10	11	11	10 CK	13	21	23	11	29	24	28	25	7	2	2	8QCC	34	28	31	32
8	6	5	5	6 CC	23	19	19	24	27	37	37	27	20	25	27	18	6	6	6	6QCC	29	29	27	31
9	18	22	5	34	26	19	25	20	14	8	7	15 K	3	4	5	3QCK	30	12	6	35	25	20	21	24
10	38	32	50	21	14	16	23	7	10	6	8	8 C	9	7	5	12 KK	19	17	14	22	19	20	24	16
11	4	4	3	6QCK	18	15	21	13	55	46	60	42	33	43	26	50	31	43	34	40	14	17	16	15 K
12	11	9	6	14 CC	14	9	15	7 KK	76	57	41	93	42	28	31	39	26	22	18	29	7	5	6	6 CC
13	10	11	18	4 KC	4	5	4	5QCC	11	17	19	10	16	23	22	17	18	11	7	22	12	10	9	13 CC
14	7	8	9	7 C	11	11	6	17 K	22	13	10	25	40	33	31	42	20	12	8	24	7	2	4	6 CC
15	46	79	45	81	43	47	48	42	85	61	62	84	22	21	27	16	7	4	5	6QCK	9	3	6	7 CC
16	29	14	25	18	33	29	21	41	40	42	30	52	10	9	7	11 CC	16	7	9	15 CC	9	3	4	9 CC
17	30	27	24	33	25	15	12	29	13	11	14	10 K	7	4	6	4QCC	19	8	10	18 C	17	8	9	16 KK
18	14	6	4	16 K	13	10	9	13 C	19	18	14	23	4	5	5	4 CC	25	20	8	37	9	5	5	9 CK
19	17	22	17	22	7	7	8	6QCC	9	9	11	7 CK	20	17	14	23	25	12	13	25	11	6	4	13 CC
20	16	17	19	14	6	7	4	9QCC	37	37	12	62	21	22	23	21	17	15	21	11	15	7	13	9 CC
21	10	9	10	10 CK	4	4	5	4QCC	22	15	15	22	7	3	4	7 CK	17	10	8	20 K	8	4	6	6 CC
22	7	6	5	7 CC	12	11	9	16 CC	4	5	6	2QCK	19	9	5	22 KK	6	8	6	7QC	5	3	2	6QCC
23	5	6	6	5QCC	12	14	9	18 K	6	5	6	6QCC	31	17	14	34	16	16	23	9	6	9	9	6 CC
24	3	3	3	3QCC	13	14	14	15	13	16	8	21 K	27	24	30	20	21	13	19	16	6	3	4	5 CC
25	3	2	2	3QCC	30	17	26	21	21	12	10	24	12	11	15	9 CK	26	16	22	21	11	6	13	4 CC
26	14	18	7	24 K	39	25	9	55	75	69	69	75	5	4	2	7QCC	13	6	5	15 CK	4	4	4	5 CK
27	11	10	9	11 CK	30	24	18	38	38	36	27	46	9	2	7	4QCC	19	9	6	22 K	16	13	18	12 K
28	20	16	8	28	18	9	12	15 K	62	74	90	47	4	4	3	5QCC	15	6	5	16 C	11	8	8	12 CC
29	60	50	58	52					24	19	20	23	14	6	3	17 KK	22	8	17	14	4	3	4	4QCC
30	22	24	28	19					6	5	8	4QCK	27	19	20	26	35	15	15	36	28	17	10	35
31	8	4	4	7QCK					8	4	3	9QC					18	16	22	13				
	16.4				17.9				26.4				20.3				18.2				12.7			
		15.8				14.9				23.6				18.0				12.5				9.4		
			16.1				16.4				25.0				19.2				15.4				11.1	

	JULY				AUG.				SEP.				OCT.				NOV.				DEC.			
	N	S		M	N	S		M	N	S		M	N	S		M	N	S		M	N	S		M
1	47	54	60	41	11	10	7	14 C	10	6	5	11 CC	19	11	12	18	5	4	4	6QCC	3	5	5	3QCC
2	24	15	21	19	29	31	35	25	15	10	15	11 CC	9	13	10	13 KK	5	3	5	4QCC	6	6	4	8 CC
3	21	10	24	7	16	8	13	11 C	6	5	4	7 C	5	7	4	8QCC	4	7	6	4 CC	4	4	4	4QCC
4	27	28	25	29	9	6	7	8 CC	33	40	40	33	4	4	3	5QCC	16	11	8	19 KK	3	2	3	2QCC
5	29	25	38	16	17	15	14	19	19	11	12	18	14	20	12	21 K	13	9	17	5 KK	9	10	4	15 KK
6	35	55	68	22	18	9	15	13	13	10	12	12 CK	9	8	5	11 CK	2	4	4	3QCC	17	23	16	24
7	20	13	9	25	12	10	9	14 CC	10	11	9	12 CC	24	12	9	27	4	6	3	8 CC	13	13	17	10 K
8	25	19	26	18	12	8	6	15 KC	10	6	4	14 KK	15	23	17	21	27	12	4	35	22	25	27	21
9	15	7	10	13 KK	5	3	5	3 CC	10	11	10	12 CK	10	11	15	6 CK	55	39	52	42	20	18	19	20
10	7	4	4	8QCC	5	2	2	6QCC	7	7	6	9QCC	3	4	4	4QCC	22	13	25	10	9	10	14	5 CK
11	8	4	4	7 CC	12	4	5	11 CC	20	15	7	28	3	4	4	3QCK	27	24	22	29	4	8	8	5QCC
12	7	3	6	5 CC	10	8	9	9 CK	24	28	33	19	45	36	27	54	29	24	30	23	6	7	3	11 CC
13	7	5	7	6 CC	17	24	19	22	16	18	8	27	17	16	25	8	16	18	17	18	27	27	4	50
14	4	5	6	4 CC	29	22	22	29	5	4	6	4QCK	25	9	8	27	11	11	12	10 CK	79	63	102	40
15	7	4	6	7QCC	17	18	16	19	5	5	6	4QCC	11	13	12	13 K	15	17	12	20	16	13	9	20
16	21	10	6	25 K	15	8	14	9 KK	10	6	5	11 C	17	23	18	23	29	29	20	38	7	8	4	10 C
17	28	10	10	28	10	11	8	12 CC	64	49	56	57	16	16	13	20	17	23	25	15	21	32	31	22
18	13	15	17	12	4	5	4	6QCC	62	59	58	65	16	20	23	13	4	8	7	7 CK	7	8	7	8 CK
19	17	10	18	9 KK	3	4	4	4QCC	22	20	30	13	29	11	8	33	3	6	5	5 CC	28	28	9	47
20	4	3	2	6QCC	3	3	3	3QCC	14	14	22	7 K	21	12	17	17	3	5	5	4 CC	44	37	43	38
21	7	5	4	8 CC	10	15	8	18 KK	12	11	5	19 KK	15	5	5	15 KK	5	8	4	10 CC	19	25	34	10
22	7	5	6	6QCC	19	14	5	28	11	7	8	10 CK	11	10	5	17 CK	8	6	9	5 CC	3	4	4	4QCC
23	23	16	4	36	21	16	27	10	5	3	4	3QCC	10	7	6	11 C	6	8	5	9 CC	20	21	6	36
24	17	12	20	10	7	3	6	3QCC	5	4	2	6QCC	72	66	50	88	3	4	4	3QCC	19	37	35	21
25	8	5	8	6 CC	6	6	6	5 CC	15	13	12	16 C	58	55	70	43	8	5	4	10 CC	43	47	25	66
26	9	8	6	12 CC	6	4	4	7 CC	11	5	6	10 CK	5	7	7	4QC	3	5	5	3QCC	36	39	44	31
27	4	4	4	4QCK	16	9	8	17 K	17	20	20	16	19	16	5	31	5	4	4	5 CC	43	36	31	47
28	27	25	27	25	41	43	53	31	11	9	13	8 CK	58	40	51	48	6	7	7	6 CC	43	34	29	48
29	20	14	13	22	13	13	17	10 C	12	8	7	13 CK	16	18	12	22	20	19	16	23 K	20	20	22	19
30	32	21	26	27	7	5	4	8 CC	25	23	26	22	11	12	7	16 KK	3	5	5	3 CK	10	13	13	11 C
31	10	4	9	4 CK	9	4	5	9 CC					8	6	5	9 CK					10	20	15	16 K
	17.1				13.2				16.7				19.2				12.5				19.7			
		13.4				11.0				14.6				16.6				11.5				20.8		
			15.3				12.1				15.6				17.9				12.0				20.2	

ANNUAL MEAN N 17.54 S 15.17 M 16.37

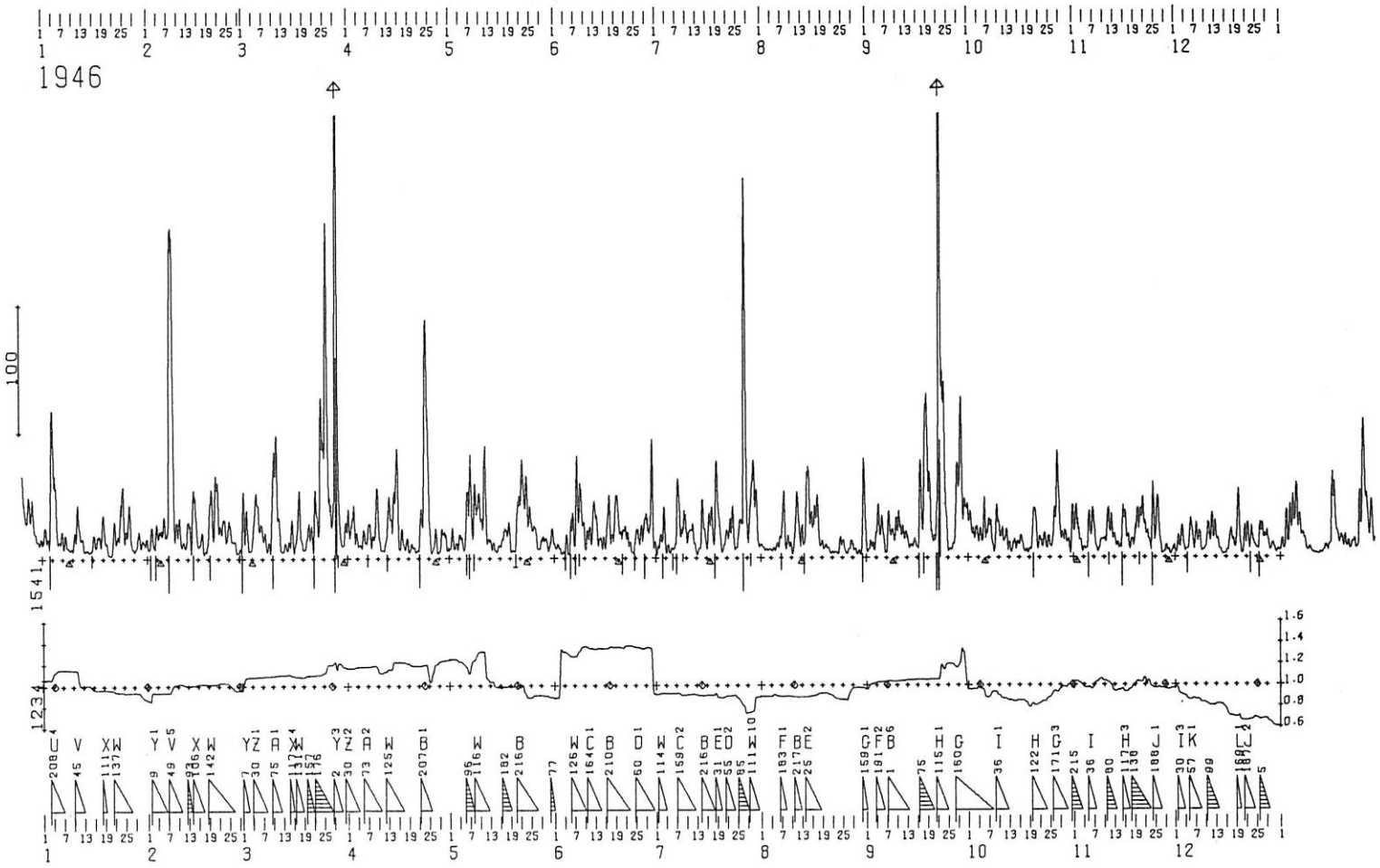
1946
100
1541
1234
1.6
1.4
1.2
1.0
0.8
0.6

	JAN.				FEB.				MAR.				APR.				MAY				JUNE			
	N	S		M	N	S		M	N	S		M	N	S		M	N	S		M	N	S		M
1	17	20	12	25	8	6	7	8QC	30	34	53	11	29	21	33	17	12	15	8	19 K	12	6	9	10 CC
2	14	15	14	15	17	20	26	11 K	27	22	39	11	43	28	29	42	14	8	13	10 KK	10	6	9	7QCC
3	69	91	43	117	17	18	7	28	10	5	6	9QCK	16	13	12	18	12	10	11	12 CK	4	4	3	5QCC
4	70	61	74	57	17	20	16	22	37	36	26	47	12	10	10	12 CC	20	12	19	13 K	13	11	10	15 KC
5	16	14	18	13	24	24	17	31	40	33	41	31	15	16	7	23	17	9	6	20 K	18	9	3	24 K
6	21	14	13	22	18	19	17	20	26	21	24	24	14	14	13	15	61	45	53	54	19	28	32	16
7	12	14	7	20 K	158	209	126	242	17	16	14	20	22	24	28	18	46	31	57	20	52	43	28	67
8	9	7	9	7 CK	110	158	222	46	12	7	5	14 CK	17	15	18	15	50	39	47	43	60	32	37	55
9	6	8	6	9QCC	24	17	20	21	27	19	4	42	45	40	33	52	55	37	40	52	29	24	25	28
10	9	20	14	15	29	15	28	18	107	69	86	91	17	9	18	7 K	29	23	29	22	22	7	6	23
11	34	33	41	26	15	7	9	12QCK	49	32	48	34	7	5	7	6QCC	63	55	77	41	19	18	23	15
12	15	15	14	17	19	17	8	27	7	4	6	5QCK	29	14	14	31	17	9	13	13 C	39	31	25	45
13	7	6	6	7QCC	21	13	24	11	10	9	8	12QCC	41	34	45	30	16	7	13	10 KK	29	18	31	17
14	6	5	6	5QCC	45	36	37	44	11	9	6	14QKK	42	34	23	53	9	4	8	6QCC	19	12	16	15
15	9	7	7	10 CK	23	22	32	13	18	22	18	24	60	71	69	62	10	7	8	10QCC	14	9	9	14 CK
16	17	11	18	11 K	12	11	9	14 CK	7	11	4	13QC	18	8	7	20 K	16	10	10	16 C	30	18	14	33
17	17	18	16	18 K	12	8	18	3 KK	44	34	24	55	10	11	12	9 KK	28	15	21	22	38	18	43	14
18	26	16	9	33	11	6	6	11 C	14	10	16	9 C	10	14	12	13 CC	18	26	22	23	26	22	18	31
19	19	12	21	11	41	54	39	56	11	8	7	12 CK	10	5	5	10QCC	8	3	5	7QCK	46	44	50	39
20	5	4	7	30CC	34	26	19	42	22	19	20	21	12	4	8	8QCC	17	15	5	27	24	15	19	20
21	8	5	2	11QCK	60	41	54	47	18	16	25	9	6	5	4	7QCK	43	44	40	46	23	23	23	23
22	21	20	30	11	25	18	23	20	46	34	45	35	33	21	25	29	67	57	71	54	24	9	15	19
23	23	18	19	23	27	29	29	28	32	43	20	55	96	133	49	181	52	50	39	64	10	7	13	5QKK
24	44	47	34	57	23	16	15	24	107	93	115	85	99	99	129	70	33	29	25	37	10	5	4	12QCK
25	18	15	12	22	19	20	26	13	189	200	145	244	15	10	21	4 K	27	22	27	23	17	22	24	15
26	28	34	30	31	15	13	14	14Q C	47	56	66	37	15	10	9	16 CK	23	16	23	16	28	11	12	27
27	12	7	12	8 C	4	4	4	4QCC	38	34	29	43	11	7	14	4 KK	11	4	7	9QCC	29	26	22	32
28	9	7	7	9 CC	6	6	8	4QC	374	269	236	408	19	11	6	24 K	17	14	13	18	32	20	28	24
29	14	17	17	15 K					47	37	61	24	17	20	20	17	17	12	16	13 K	55	69	29	95
30	10	16	12	14 CK					12	9	11	11 C	10	6	7	8QCK	10	6	5	11QCK	14	6	7	13QC
31	14	12	10	16 KK					24	22	25	21					23	13	24	12				
	19.3				29.8				47.1				26.2				27.2				25.4			
		19.0				30.5				39.8				23.7				20.8				19.1		
			19.2				30.2				43.5				25.0				24.1				22.3	

	JULY				AUG.				SEP.				OCT.				NOV.				DEC.			
	N	S		M	N	S		M	N	S		M	N	S		M	N	S		M	N	S		M
1	9	4	2	11QC	14	4	10	8 CK	7	4	4	7QCK	30	29	30	29	39	31	27	42	11	7	4	15 CC
2	17	12	17	12	9	4	6	7 CC	14	11	14	11 KK	18	18	19	18	19	16	22	14	19	11	10	20
3	32	21	40	13	10	4	7	7 CC	17	9	6	20 K	23	18	24	17	9	7	10	7 CC	15	10	19	6 KK
4	4	10	7	8QCC	10	4	5	9 CC	24	36	31	30	19	19	20	19	9	7	8	8 CK	7	7	7	8 CK
5	6	5	4	8QCC	12	6	6	12 CC	27	22	23	25	25	35	17	44	24	29	25	28	23	27	25	26
6	11	9	8	12 C	15	10	10	16 K	10	6	13	4QK	26	22	23	25	32	27	24	35	14	14	14	14
7	49	51	58	44	36	43	31	49	26	29	26	29	21	25	25	21	17	9	18	8 K	19	17	22	15
8	19	16	17	19	13	8	8	14 C	23	16	18	22	8	10	10	8QC	10	7	5	12 CC	11	14	20	5 KK
9	30	33	38	24	15	8	12	12 KK	20	25	13	32	32	40	42	30	17	13	15	16	9	6	7	8QCC
10	18	16	14	21	12	5	3	15 C	30	28	29	30	25	14	17	23	23	16	14	26	17	26	17	27
11	33	16	22	28	47	35	34	48	21	19	18	23	16	13	13	16	34	26	40	20	27	21	13	36
12	9	8	11	6 CK	31	12	22	22	18	17	18	18	20	11	23	9	29	13	25	17	26	16	16	27
13	6	6	4	9QCC	16	10	13	12 C	13	7	11	9 CK	9	7	10	5QCC	11	15	14	13 KK	11	15	14	12 K
14	28	30	13	46	62	58	48	73	15	7	11	11 CC	11	13	12	13 KK	9	10	7	11QC	4	6	6	4QCC
15	17	18	24	11	43	29	37	36	11	11	13	10QCC	10	11	11	10 CK	30	29	28	32	3	3	3	3QCC
16	27	19	19	28	29	36	27	38	47	33	8	73	17	14	18	14 K	27	25	33	19	9	8	7	11 CK
17	21	39	40	21	37	37	36	38	51	25	35	42	6	4	6	5QCC	11	8	9	11 CK	11	23	19	16
18	59	34	16	77	12	8	9	11 C	102	132	121	113	9	4	6	7QCC	12	13	16	10 K	10	12	13	9 C
19	36	32	40	28	13	4	9	9 CC	49	59	52	56	16	11	6	21	35	29	26	38	37	40	34	43
20	10	4	7	7QCK	10	7	10	8 CC	18	13	20	12	34	39	40	33	27	34	22	39	8	6	11	4QC
21	25	9	11	23	5	4	5	4QCC	39	23	18	44	13	13	10	17 K	34	42	45	31	17	16	21	12
22	28	18	15	32	6	2	4	5QCC	299	245	286	258	6	15	13	9 C	27	16	24	20	17	21	28	10
23	37	20	29	28	5	2	4	4QCC	134	148	144	139	14	18	19	12 K	12	11	15	9 C	15	22	19	19
24	9	5	6	8 C	16	10	15	11 KK	28	29	42	15	12	13	9	16 KK	29	43	38	34	9	10	10	9 CK
25	32	17	21	29	12	7	14	5 CC	10	4	7	6QCK	14	11	10	15 C	35	36	21	49	13	18	8	24
26	104	86	29	162	7	3	3	7QCC	12	8	10	11QC	46	40	40	46	19	15	23	11	20	22	21	22
27	172	90	229	33	16	8	11	13 KC	53	61	40	73	68	50	78	40	6	2	4	5QCC	23	14	20	18
28	37	18	12	43	8	6	6	8 CC	102	88	63	127	14	18	15	17	7	9	10	5QCC	12	11	15	8 CK
29	82	50	62	71	5	4	3	7QCC	55	30	39	47	22	15	22	15	4	5	6	4QCC	10	9	8	12 CC
30	44	40	45	39	18	9	2	25 K	47	32	41	38	9	11	14	7QKK	9	7	6	10QCC	4	7	8	4QCC
31	15	7	12	11 C	58	41	72	28					27	28	17	39					6	7	7	6 CC
	33.1				19.5				44.1				20.1				20.3				14.2			
		24.0				13.8				39.2				19.0				18.3				14.4		
			28.6				16.7				41.7				19.6				19.3				14.3	

ANNUAL MEAN N 27.18 S 23.48 M 25.37

1947

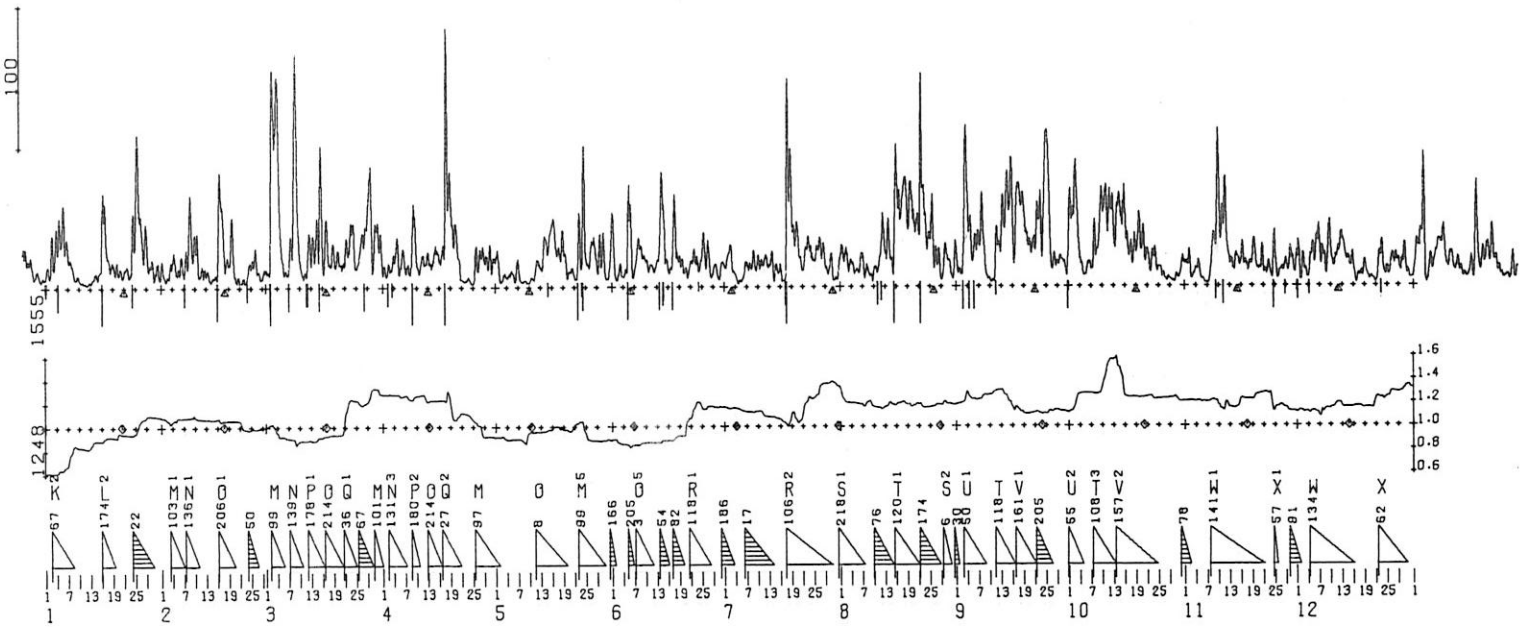

	JAN.				FEB.				MAR.				APR.				MAY				JUNE			
	N	S	M		N	S	M		N	S	M		N	S	M		N	S	M		N	S	M	
1	9	13	12	11 CC	13	11	17	8 KC	8	13	10	12QC	14	9	15	9QCK	25	15	23	17 K	33	22	46	10
2	20	26	8	38	6	6	4	8 CC	109	125	101	133	13	11	9	15 KK	6	2	4	5QCC	8	5	4	9QCK
3	29	25	12	43	12	15	14	13 K	127	132	109	150	23	11	13	21	10	6	10	7 CC	12	12	17	7 KK
4	27	38	23	42	19	19	23	15	88	48	96	40	26	31	21	36	10	5	9	8 CC	12	8	9	12 C
5	46	42	31	57	9	11	8	11 C	14	13	19	9	15	9	10	14 C	11	9	12	8 CC	66	45	60	52
6	30	29	27	32	15	19	23	11	10	10	12	9QCK	28	15	28	16	12	11	4	19 KK	18	9	19	9
7	17	19	18	18	12	21	13	20	26	27	23	30	15	12	11	17 K	9	5	10	4 CK	27	19	16	31
8	10	9	14	6 CC	40	53	32	61	110	110	53	167	20	22	9	35	5	3	4	5QCC	32	24	27	30
9	6	8	6	8QCC	34	27	25	36	52	37	60	29	34	45	53	27	4	3	4	4QCC	26	14	21	19
10	4	4	4	4QCC	23	25	24	24	9	13	13	9QC	14	9	14	10 C	7	4	6	6QCC	21	9	20	10
11	3	2	3	3QCC	12	11	7	16 KK	8	8	9	7QCK	25	16	18	23	15	6	5	16 CK	21	10	17	15 C
12	4	2	3	4QCC	8	11	7	13 CK	29	30	29	29	21	17	17	22	21	12	20	14	18	8	10	17QC
13	6	4	3	6QCC	9	10	10	8 CC	26	29	27	27	17	16	17	18	27	17	12	33	44	17	18	44
14	9	7	9	7 CC	6	4	4	7QCC	33	36	31	39	24	17	16	26	34	24	35	23	87	44	81	50
15	11	11	11	12 C	7	7	7	7QC	58	66	65	60	29	19	24	24	37	41	36	41	21	15	19	17
16	59	61	59	61	47	71	52	66	22	23	9	37	23	21	19	26	50	37	49	38	15	9	9	15QC
17	28	20	27	21	41	36	54	24	33	20	38	16	104	101	20	185	30	21	22	30	55	41	39	57
18	16	12	11	17	17	19	17	18	26	20	15	32	72	66	55	83	37	22	19	41	24	19	26	17
19	17	11	15	13	35	31	17	50	20	14	17	18	37	37	44	30	26	12	22	16	23	13	16	21
20	12	10	12	10 CK	19	9	20	8	24	17	26	16	38	36	46	28	9	9	8	10 CK	14	8	9	13 CK
21	11	6	10	7 CC	4	7	3	8QCC	16	15	13	18Q	12	13	20	6QK	13	10	14	10 CC	17	6	8	16 CK
22	15	13	13	16 C	6	4	3	7QCC	22	32	32	22	4	4	4	4QCC	13	7	5	15 K	30	13	17	27
23	10	6	7	10 C	3	4	4	3QCC	37	36	35	38	7	4	4	7QCC	42	19	49	12	20	16	19	17
24	32	43	50	26	14	14	13	17 K	39	19	46	13	3	3	4	2QCC	69	57	98	28	21	10	13	18
25	70	101	92	79	17	19	19	17	20	14	16	19	22	11	5	28 K	20	10	16	15	38	23	37	24
26	41	40	46	35	23	10	22	12	34	33	32	35	21	17	11	27	40	20	30	31	27	21	22	26
27	32	31	18	46	11	4	9	6 CC	40	45	44	41	28	16	21	24	33	16	30	20	12	4	8	9QC
28	20	14	20	16	10	12	10	13 CC	76	72	62	87	18	20	16	23	30	18	10	39	20	10	15	16 C
29	12	16	14	15 K					22	17	10	30	22	16	22	17	32	19	20	31	9	4	7	6QCK
30	12	13	8	17 KK					41	42	42	41	23	14	19	18	9	4	7	6QC	21	13	18	17 K
31	11	6	9	8 CK					24	28	32	21					30	22	12	40				
	20.4				16.8				38.8				25.1				23.1				26.4			
	20.8				17.4				37.0				21.3				15.1				15.7			
	20.6				17.1				37.9				23.3				19.1				21.1			

	JULY				AUG.				SEP.				OCT.				NOV.				DEC.			
	N	S	M		N	S	M		N	S	M		N	S	M		N	S	M		N	S	M	
1	23	12	14	21	33	17	31	20	16	12	16	13Q	67	54	68	52	17	15	17	16	15	23	34	5
2	40	14	24	30	30	19	25	25	15	13	8	20	60	77	50	87	15	13	23	5 K	17	15	11	21 K
3	14	6	10	10QC	18	12	10	20	92	86	100	78	53	36	59	30	12	10	10	12QCC	7	12	13	7QCK
4	5	3	6	2QCC	15	12	18	9 K	53	36	38	51	15	12	16	12	12	16	13	16 K	16	17	12	22
5	7	3	5	5QCC	15	7	11	11QCK	28	21	18	32	10	11	9	13 KK	7	5	6	6QCC	30	22	31	20
6	17	9	10	18 KK	26	13	20	20	30	38	28	40	19	14	16	18	3	3	3	3QCC	39	41	35	45
7	21	10	14	17	15	10	16	10 K	60	37	29	68	30	30	13	47	9	6	3	12QCK	22	25	19	28
8	29	10	12	27	14	10	14	10QCC	26	21	36	12	26	22	21	27	23	42	30	34	18	14	23	8
9	18	12	13	17	9	7	9	8QCC	10	4	8	7QCC	55	66	50	71	70	74	32	113	34	44	31	47
10	24	11	18	17	14	10	14	11QCC	4	4	3	6QCC	61	64	56	69	54	41	41	54	17	17	20	14
11	21	14	15	21	21	19	16	25	28	24	8	44	60	49	49	59	64	57	44	78	26	20	23	23
12	19	15	21	13	40	43	53	30	26	31	32	24	57	59	54	62	24	26	29	21	32	34	27	39
13	26	15	16	26	41	27	20	49	41	66	64	44	55	32	32	55	18	15	20	13	29	29	34	25
14	12	7	3	16QK	27	15	22	21	75	69	74	70	67	52	65	54	17	19	13	23	18	21	19	21
15	14	7	11	10 CK	55	50	22	83	70	79	58	92	60	57	43	73	21	16	20	18	25	14	15	25
16	11	5	12	4 KK	72	59	69	62	29	27	21	36	30	31	34	28	23	25	32	16	5	7	10	2 CK
17	103	45	6	142	70	52	52	70	70	74	74	71	26	27	26	27	12	17	18	11	7	10	10	8QCC
18	90	61	60	91	75	66	79	62	67	57	58	67	29	30	28	31	16	19	18	17	14	11	10	14 KK
19	38	33	42	29	60	59	44	75	48	34	46	37	50	31	28	53	25	34	31	28	13	10	15	8 CC
20	44	33	46	31	52	50	58	45	36	24	29	32	43	25	26	42	13	14	15	12 C	6	7	5	8QCC
21	19	13	21	11	52	44	49	47	32	33	28	37	29	20	22	27	20	22	13	29	4	4	6	3QCC
22	26	17	17	27	76	105	111	71	39	49	34	55	14	18	22	10	9	12	11	10 C	17	11	5	23 K
23	37	26	34	30	67	57	73	51	48	38	59	28	26	20	26	20	17	13	17	13 C	23	26	22	29
24	24	15	21	19	40	30	31	39	87	74	53	109	25	11	24	12	28	13	7	34	14	11	10	15 K
25	27	20	19	29	38	49	51	37	99	83	107	75	14	10	14	11 KK	13	13	21	6 K	10	10	8	12 C
26	37	24	31	31	17	22	21	18	18	15	19	15	7	8	10	6QCC	12	11	11	12QCC	19	22	22	20
27	29	17	25	22	19	15	28	7	24	16	22	19	6	4	5	6QCC	15	14	14	16	21	21	24	19
28	14	9	15	8 C	18	12	6	24	22	15	16	22Q	4	4	5	4QCC	10	18	15	13	17	15	13	19
29	20	15	18	17 K	26	17	25	19	17	19	20	17Q	7	5	3	9QCC	20	30	28	22	23	24	17	31
30	7	4	4	7QCK	15	12	19	9Q	19	15	12	22	9	8	7	11QCK	17	13	10	20	7	12	9	11 C
31	17	8	6	20 K	22	19	9	33					18	19	20	19					5	7	6	7QCC
	26.8				35.2				40.9				33.2				20.5				17.7			
	15.9				30.4				37.3				29.3				20.9				18.0			
	21.4				32.9				39.1				31.3				20.7				17.9			

ANNUAL MEAN N 27.07 S 23.25 M 25.20

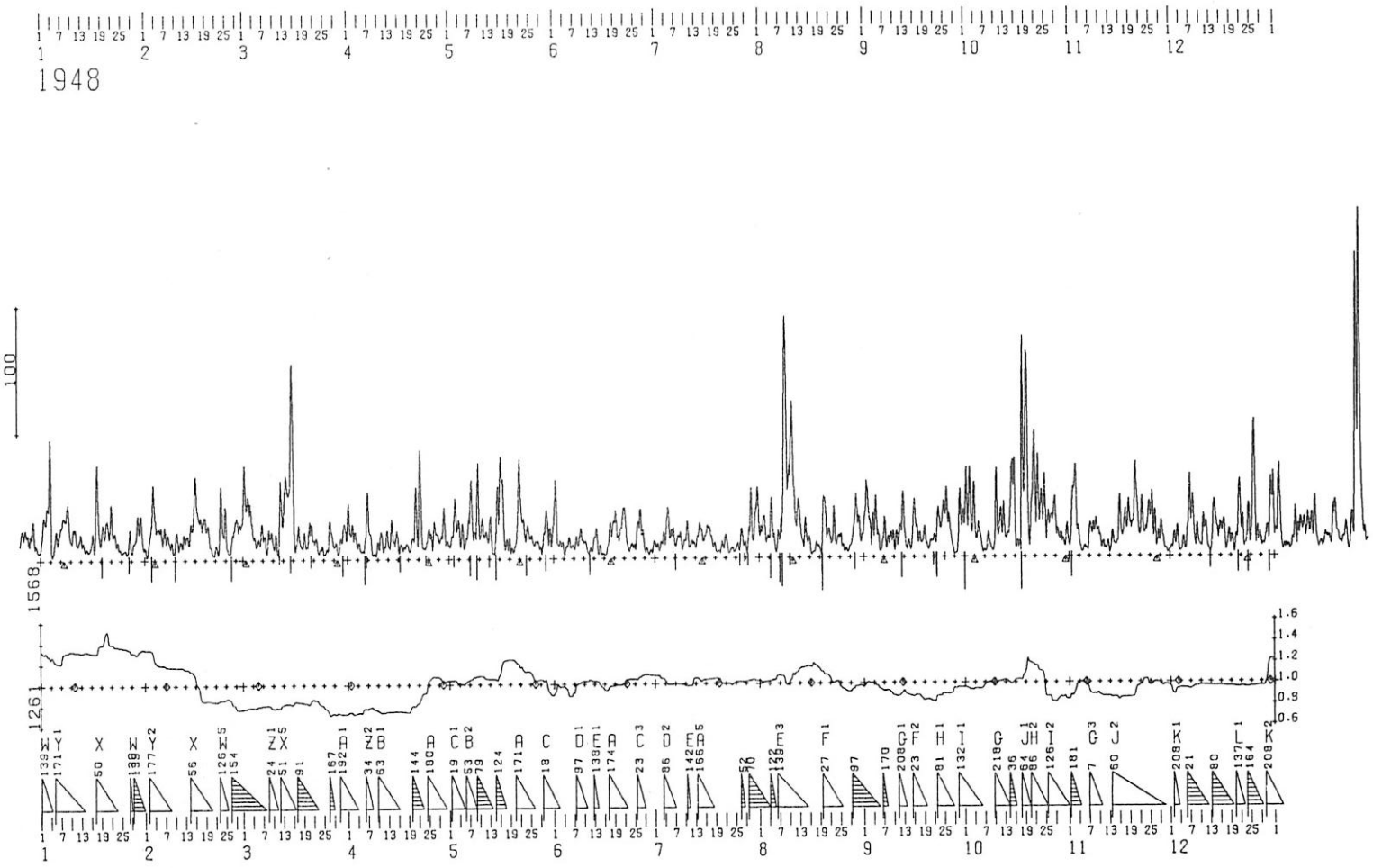
1948
100
1568
1261
1.6
1.4
1.2
1.0
0.9
0.6
1 2 3 4 5 6 7 8 9 10 11 12

	JAN.				FEB.				MAR.				APR.				MAY				JUNE			
	N	S		M	N	S		M	N	S		M	N	S		M	N	S		M	N	S		M
1	23	27	15	35	6	5	8	3QCC	55	59	64	50	36	29	45	20	20	8	10	19Q	52	34	42	45
2	31	39	28	42	17	19	14	23	43	42	44	41	23	19	28	15	30	37	26	42	12	10	11	12 C
3	69	58	38	89	38	54	49	43	37	27	36	28	17	15	22	11	30	23	22	32	15	8	9	14 KK
4	5	5	5	5QC	20	25	22	24	17	13	16	15	10	12	14	8 CC	22	15	10	28	8	4	2	10QCC
5	17	20	15	22	25	25	24	26	14	13	12	16	5	6	6	6QCK	14	9	11	13 C	18	9	13	15 C
6	20	17	16	22	20	18	11	26	22	20	14	29	39	27	17	49	32	15	17	31	11	7	9	10 CC
7	29	30	26	34	18	14	13	20	14	13	17	11	21	22	24	19	44	45	50	40	15	11	8	18 KK
8	38	34	31	42	15	11	13	13 KK	15	15	6	24	5	4	5	4QCC	18	17	15	21	21	7	10	18
9	27	23	34	17	8	4	8	5QCK	17	16	19	15	9	4	3	11QCC	50	39	57	33	23	12	20	15
10	18	19	13	25	14	21	22	14 K	16	12	8	20 K	16	14	9	21	32	16	19	31	15	7	13	10 CC
11	18	16	23	12	13	13	11	15 CK	14	10	4	21 K	14	9	16	7 K	23	15	19	19	7	4	5	7 CC
12	20	16	15	21	11	16	10	17 K	41	35	50	26	20	13	12	22 K	20	14	17	17	12	6	5	12 CC
13	8	14	11	12 CK	20	16	18	19	53	64	55	62	17	9	9	17 K	19	20	34	5	30	9	17	22
14	6	9	7	9QCC	17	24	13	29	47	59	50	56	19	20	26	14	14	7	4	17 K	11	3	3	11 CK
15	9	7	6	10 CK	37	47	26	58	110	132	150	92	22	13	16	20	55	37	57	35	5	2	4	4QCC
16	8	21	18	11	44	37	47	35	19	8	16	11 K	10	7	5	13QCK	87	52	76	63	5	2	3	5QCC
17	45	52	21	75	26	32	31	27	16	20	21	15	11	8	9	10 CC	16	11	17	10 K	22	18	11	29
18	20	15	24	11	31	34	31	34	12	8	12	9QC	12	11	12	11 CC	15	14	13	16 K	30	15	18	29
19	21	25	24	23	26	24	22	28	13	18	22	9 K	10	8	6	12QCK	8	5	4	9QCK	26	29	39	17
20	21	34	23	32	10	8	10	9QCK	24	16	10	31	20	14	18	17	11	9	7	13QC	22	17	17	23
21	33	26	17	44	3	4	4	4QCC	20	22	28	15	34	30	55	10	69	39	29	79	38	30	29	38
22	25	17	21	21	8	7	12	3QCK	16	13	12	17 K	49	70	77	42	41	27	38	30	27	19	32	13
23	15	15	16	15	37	41	35	43	7	7	6	7QCC	9	8	9	9 C	25	12	20	18	10	5	6	9 CC
24	6	9	8	8QCC	31	30	19	43	8	8	7	9QCC	17	13	10	20	26	17	27	16	14	7	12	9 CC
25	7	6	5	7QCC	7	8	10	6 C	7	5	4	9QCC	23	17	20	21	17	15	19	14	22	10	7	25
26	8	5	8	5QCK	10	8	4	14 CK	20	18	8	31	19	19	13	26	15	8	11	13QCC	38	25	25	39
27	9	21	17	14 K	21	28	19	31	15	16	20	11	18	20	20	18	12	10	15	8 CC	21	13	20	15
28	7	12	7	13 CK	26	27	32	21	11	11	11	12 CC	18	14	13	19	15	4	7	12QCK	7	5	5	8QCC
29	34	20	18	36	26	30	27	29	10	8	4	14QCK	32	25	29	27	39	22	22	39	7	3	4	7QCC
30	27	28	20	35					22	17	16	24	13	11	14	11 C	26	18	20	25	13	5	4	14 CC
31	13	12	17	8 K					23	17	24	17					22	13	10	25				
	20.5				20.2				24.4				19.0				28.0				18.6			
		21.1				21.8				24.0				16.4				19.2				11.2		
			20.8				21.0				24.2				17.8				23.7				15.0	

	JULY				AUG.				SEP.				OCT.				NOV.				DEC.			
	N	S		M	N	S		M	N	S		M	N	S		M	N	S		M	N	S		M
1	14	8	10	12 C	24	20	21	23	47	47	34	61	43	59	66	36	25	27	9	43	7	8	8	8QC
2	12	7	6	14 CC	27	25	31	23	43	28	40	31	41	56	55	43	65	61	53	73	13	21	20	15
3	17	14	11	20	18	14	15	18	21	23	9	35	32	53	25	60	29	21	26	24	12	14	22	5QKK
4	36	26	22	40	30	33	31	32	44	24	34	33	23	13	15	22	7	7	10	4QCK	10	8	5	13 CC
5	25	16	18	23	15	11	19	7 K	10	14	18	6QK	17	19	19	17	5	10	7	9QCC	11	9	10	10QC
6	19	16	22	13	16	12	9	19	11	13	8	17QK	9	4	7	6QCK	12	9	6	15 K	41	46	26	61
7	17	12	11	18	33	22	22	33	18	19	30	7	14	8	5	17 KK	23	23	27	19	35	44	29	50
8	17	17	19	14	134	176	147	163	19	12	18	14	11	9	12	9QCK	27	24	25	26	20	14	16	19
9	14	11	10	15 K	61	66	53	74	17	22	18	20	8	8	5	11QC	21	23	20	24	12	14	17	10 K
10	22	17	16	24	97	96	95	99	16	11	5	21 K	44	44	66	22	12	13	17	8 K	22	14	9	28
11	12	10	9	13 C	44	39	55	29	20	19	15	24	33	27	24	37	9	10	12	7 CC	30	18	24	25
12	14	9	11	12 CC	40	39	38	41	29	41	22	49	22	35	30	27	5	12	8	9QCC	4	8	7	4QCK
13	17	10	10	17 K	21	17	26	13	14	11	18	7 K	18	16	16	20	17	10	6	21 K	33	17	10	41
14	29	21	29	22	21	21	11	31	11	9	13	7 CC	41	56	27	69	10	11	11	10 CK	30	34	39	25
15	21	10	13	18	17	12	12	18	27	23	12	38	62	64	56	71	24	26	12	38	19	24	15	28
16	27	17	21	24	4	5	6	4QCC	37	20	32	26	11	9	7	13QK	23	22	29	17	29	22	22	29
17	25	15	23	17	11	4	4	12QCC	13	16	12	18	38	64	14	88	27	34	29	32	12	9	15	7 K
18	12	8	9	12 CC	12	6	9	9QCC	17	15	12	20	93	105	96	102	33	35	24	44	13	18	17	15
19	6	4	5	5QCC	18	11	3	26	17	12	19	11	93	114	157	51	29	26	28	27	11	17	18	10 K
20	11	4	6	10QCC	40	37	47	31	9	11	6	14QCC	30	25	9	47	60	52	37	75	9	16	8	17 K
21	19	7	9	17 KK	20	22	20	23	13	17	13	18	82	74	79	78	38	24	43	20	31	63	41	53
22	12	8	14	6QCK	19	12	11	19	22	18	12	28	40	63	35	68	35	35	24	46	15	28	30	13
23	7	5	5	8QCC	24	21	34	11	30	26	34	23	46	37	31	53	26	17	20	23	18	10	10	17
24	9	4	7	6QCC	17	16	18	16	35	42	32	45	49	42	37	55	38	34	27	44	28	24	41	11
25	13	6	10	9 CC	15	13	20	9 K	32	47	39	40	28	23	14	37	43	37	32	47	64	72	32	104
26	21	12	11	23 K	9	4	5	8QCC	27	28	35	20	30	36	32	34	17	28	19	27	30	33	43	20
27	17	6	10	13 CK	9	4	4	10QCC	8	8	11	4QCK	36	45	33	48	13	15	14	15	17	14	17	16
28	17	8	5	20 K	16	15	11	20	4	4	3	5QC	22	18	18	23	20	26	29	18	9	11	8	12QCK
29	29	41	39	33	41	34	33	42	33	44	45	32	13	20	14	19	7	8	9	7QCC	19	24	18	25
30	32	19	14	37	29	29	31	26	28	27	28	27	12	10	14	9QC	4	4	4	5QCC	32	45	14	63
31	44	42	53	33	18	13	14	18					20	20	25	16					37	49	47	39
	18.9				29.0				22.4				34.3				23.5				21.7			
		13.2				27.4				21.7				37.9				22.7				24.2		
			16.2				28.3				22.0				36.1				23.1				23.0	

ANNUAL MEAN N 23.38 S 21.73 M 22.59

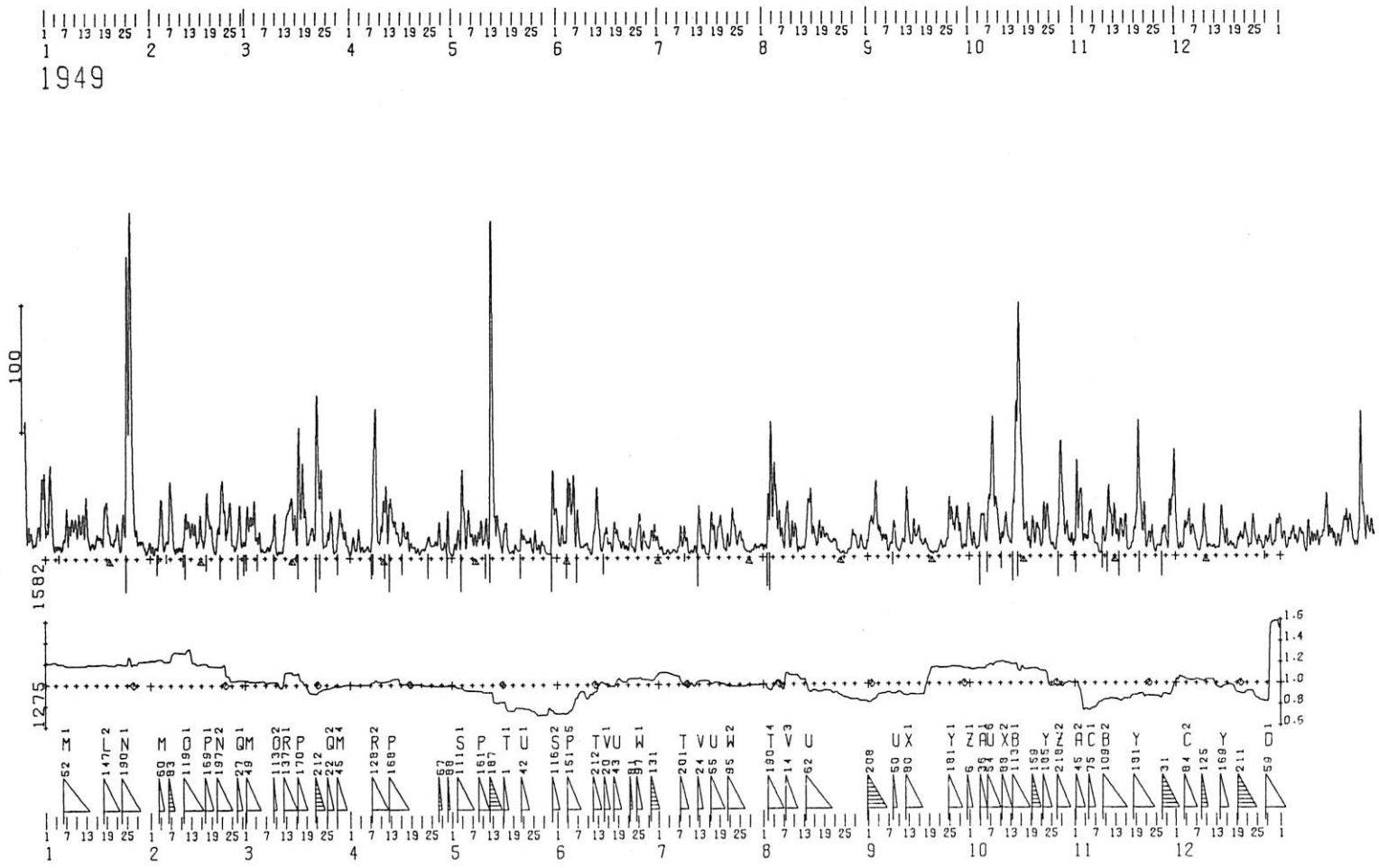
1949
100
1582
1275
1.6
1.4
1.2
1.0
0.8
0.5

	JAN.				FEB.				MAR.				APR.				MAY				JUNE			
	N	S		M	N	S		M	N	S		M	N	S		M	N	S		M	N	S		M
1	26	20	23	24	9	4	5	8QCC	27	30	20	37	11	8	6	14 CC	7	5	2	10QC	19	14	22	11
2	55	56	69	42	6	7	6	7QCC	29	28	31	25	9	6	10	6 CK	17	11	7	21 K	17	20	21	16
3	10	7	9	9QC	19	19	11	28	33	34	28	40	12	18	14	17 K	33	23	13	43	16	12	14	14
4	7	9	6	10QCC	26	26	45	7	14	14	17	11	7	7	8	7 CK	35	37	45	28	67	50	58	60
5	7	10	9	8QCK	12	11	9	15 CK	18	9	20	7 KK	7	6	5	8QCC	24	19	10	34	56	41	34	63
6	17	16	14	19	33	44	16	61	6	4	5	6QCC	7	7	9	5QCC	22	20	22	20	37	15	26	27
7	28	26	32	22	24	25	40	10	9	7	7	9 CC	43	29	11	60	20	10	12	18	16	20	24	11
8	21	27	18	31	6	6	4	8QCC	12	7	6	13 CC	61	110	101	70	19	11	9	21	11	6	9	8QCC
9	29	24	21	32	7	7	9	6QCC	31	20	15	36	16	10	12	14 K	23	19	15	28	17	7	12	13 CC
10	29	22	16	36	10	12	9	12 K	4	5	4	5QCK	27	37	21	42	17	10	11	16 C	6	5	7	5QCC
11	30	19	19	30	32	29	35	25	5	3	4	4QCC	48	29	36	42	18	21	32	7	12	7	3	17QCK
12	36	23	21	38	18	26	27	17	14	18	11	22	26	31	17	40	187	164	84	267	39	41	24	56
13	22	18	28	12	30	16	29	18	37	36	34	39	35	32	40	27	52	55	73	33	21	21	29	13
14	12	9	9	12 CC	20	16	23	13	46	44	45	45	24	26	29	21	27	30	34	23	12	6	5	13 CK
15	9	12	8	14QKK	23	23	13	33	28	23	22	28	13	12	14	12 K	13	6	14	5	27	15	19	23
16	15	16	16	15	15	11	15	12 K	55	54	11	97	19	22	15	26	21	22	16	27	16	9	12	13 CK
17	15	11	17	9 K	40	34	21	53	48	47	32	64	17	19	16	21	13	11	18	5 K	15	10	4	20 K
18	32	47	38	42	35	20	29	27	50	31	47	34	13	9	10	12 KK	7	3	4	6QCC	27	15	21	23
19	25	22	29	18	10	10	15	6 CK	14	11	10	15 K	8	9	8	9 CC	9	5	3	11 CC	18	6	14	12 K
20	10	12	11	10 C	15	12	4	23 KK	20	21	18	23	7	4	4	7QCC	9	3	6	6QCC	13	9	10	12 CC
21	20	14	16	18	37	32	20	49	37	28	14	52	7	2	4	5QCC	15	12	11	17 K	10	6	9	7QCC
22	17	16	23	10	52	44	57	39	89	85	125	49	8	5	6	7 CC	20	12	19	15	16	15	9	23 K
23	20	20	9	31	17	17	15	21	48	45	66	27	11	8	9	11 CK	17	8	12	12 CC	9	6	8	7QCK
24	66	71	22	116	39	37	45	31	12	7	10	10 C	15	12	18	9 KK	9	11	15	5 CK	16	10	8	18 K
25	191	195	177	209	8	8	10	7QC	21	14	17	19	10	8	9	10 CC	14	12	10	16 KK	26	24	33	17
26	135	116	187	64	14	13	9	19	24	26	33	17	17	6	14	10 C	10	7	7	10 CK	16	13	7	22
27	27	19	23	23	18	36	42	12	4	4	4	6QCK	22	15	29	9 K	13	5	8	10 CK	12	8	12	8 CK
28	10	14	11	13 C	10	11	11	10 KK	30	24	20	35	11	6	7	11 CC	9	5	10	4QCC	13	11	8	16 KK
29	12	14	13	12 CC					27	21	29	20	24	16	7	34	3	2	3	3QCC	28	16	19	26
30	4	6	7	4QCC					13	18	21	10	7	4	8	3QCK	48	24	3	69	18	12	13	18
31	10	10	8	12 CC					8	4	9	3QCC					43	30	34	40				
	30.5				20.9				26.2				18.1				24.9				20.9			
		29.1				19.9				23.2				17.0				19.8				14.9		
			29.8				20.4				24.7				17.6				22.4				17.9	

	JULY				AUG.				SEP.				OCT.				NOV.				DEC.			
	N	S		M	N	S		M	N	S		M	N	S		M	N	S		M	N	S		M
1	10	5	7	7 CC	12	4	6	10 CK	24	23	20	28	15	16	23	8	46	44	17	73	18	11	23	6
2	5	4	6	4QCC	22	36	24	34	31	28	27	33	16	11	19	9 K	43	41	34	49	7	10	10	7 CC
3	7	2	3	7 CC	67	72	108	32	46	42	58	30	8	8	7	9QCK	31	19	33	18	17	22	11	28
4	5	3	3	4QCC	67	57	67	58	20	22	26	17	27	30	26	32	11	14	13	13 C	27	31	24	34
5	7	4	5	7 CC	37	24	23	37	17	15	16	17	23	23	32	14	30	34	27	37	22	19	20	22
6	7	3	3	7 CC	19	16	22	14	9	14	18	5 KK	39	33	23	49	17	18	20	15	18	18	22	15
7	21	12	10	24 K	23	12	7	29	10	8	6	12 CK	72	91	59	104	8	10	10	8QCC	6	7	8	5QCC
8	18	17	12	23	32	31	45	19	19	23	18	24	50	45	51	45	3	2	2	4QCK	8	14	6	16 C
9	10	12	16	7 KK	17	21	12	26	12	6	13	6 KK	26	30	35	21	10	22	21	11 K	37	25	37	25
10	6	3	3	6 CC	21	19	17	24	7	6	4	9QCC	12	15	14	14	19	40	17	42	11	6	8	10 CK
11	9	5	3	11 CC	7	5	4	9QCK	11	14	15	11 C	29	29	22	35	38	37	43	32	6	8	7	7QCC
12	19	7	4	22 K	7	7	6	9 CC	29	52	40	41	15	14	16	13	28	30	21	37	4	10	9	6QCC
13	22	23	32	14	16	8	8	17 C	21	8	18	12	28	20	10	39	17	20	17	20	4	9	6	7QCK
14	10	6	8	8 CC	52	37	47	42	23	17	13	27	89	93	61	121	21	25	18	28	24	38	29	33
15	3	2	2	3QCC	38	29	45	22	19	18	17	21	159	148	140	167	17	23	16	24	11	19	19	12
16	26	18	8	36	13	14	18	10 K	22	12	21	14	67	66	92	42	18	16	29	4	13	12	18	8 KK
17	19	20	23	16	27	15	13	30	14	8	9	14 CC	29	23	24	27	5	11	6	10QCC	7	12	12	8 CC
18	21	14	11	25	19	18	15	23	10	5	10	6 CC	9	13	11	11QC	12	24	13	24	6	7	7	6QCC
19	26	26	29	23	21	14	16	19	4	3	4	4QCC	20	26	19	27	57	57	34	80	9	18	11	17 K
20	13	7	14	6 K	17	10	14	14	4	3	2	5QCC	19	16	10	26	55	50	65	40	14	15	17	13
21	10	15	12	14 KK	17	10	12	15 CC	5	4	3	6QCC	15	19	22	13	29	32	20	41	16	27	23	21
22	25	17	11	32	10	12	12	11 CC	11	9	10	10 CC	33	15	9	38	9	12	7	15 C	13	10	14	8 KK
23	27	26	30	23	4	4	5	3QCC	10	6	8	8QCC	30	30	21	39	19	18	19	18	15	21	9	28
24	16	12	10	18	4	4	4	5QCC	23	20	13	30	21	21	31	12	10	7	13	4 CK	20	16	25	12
25	22	14	21	16	3	2	2	3QCC	41	34	38	37	10	8	10	8QCC	8	7	6	10QCC	11	13	9	16 KK
26	10	5	10	6 CC	8	5	7	6QCC	26	27	27	27	14	7	5	16QK	9	13	8	15QKK	7	10	12	5 CC
27	5	4	4	5QCC	19	15	17	18	29	31	30	30	58	59	26	91	20	22	18	24	10	14	8	17 KK
28	6	4	4	7QCC	14	13	17	11 K	17	13	24	6	47	46	57	37	11	12	12	11 K	16	18	14	20
29	10	7	5	12 CC	12	9	7	15 CK	8	9	10	8 CK	24	22	18	28	52	37	43	47	11	12	14	9 CK
30	9	7	9	7 CC	12	6	12	6 CC	35	25	24	36	9	12	11	10QC	55	74	64	65	19	18	11	27
31	13	8	11	10 CC	13	7	7	13 CK					19	9	17	11					30	23	24	30
	13.4				21.1				18.7				33.2				23.5				14.2			
		10.1				17.3				16.9				32.2				25.8				15.9		
			11.8				19.2				17.8				32.8				24.6				15.1	

ANNUAL MEAN N 22.14 S 20.17 M 21.18

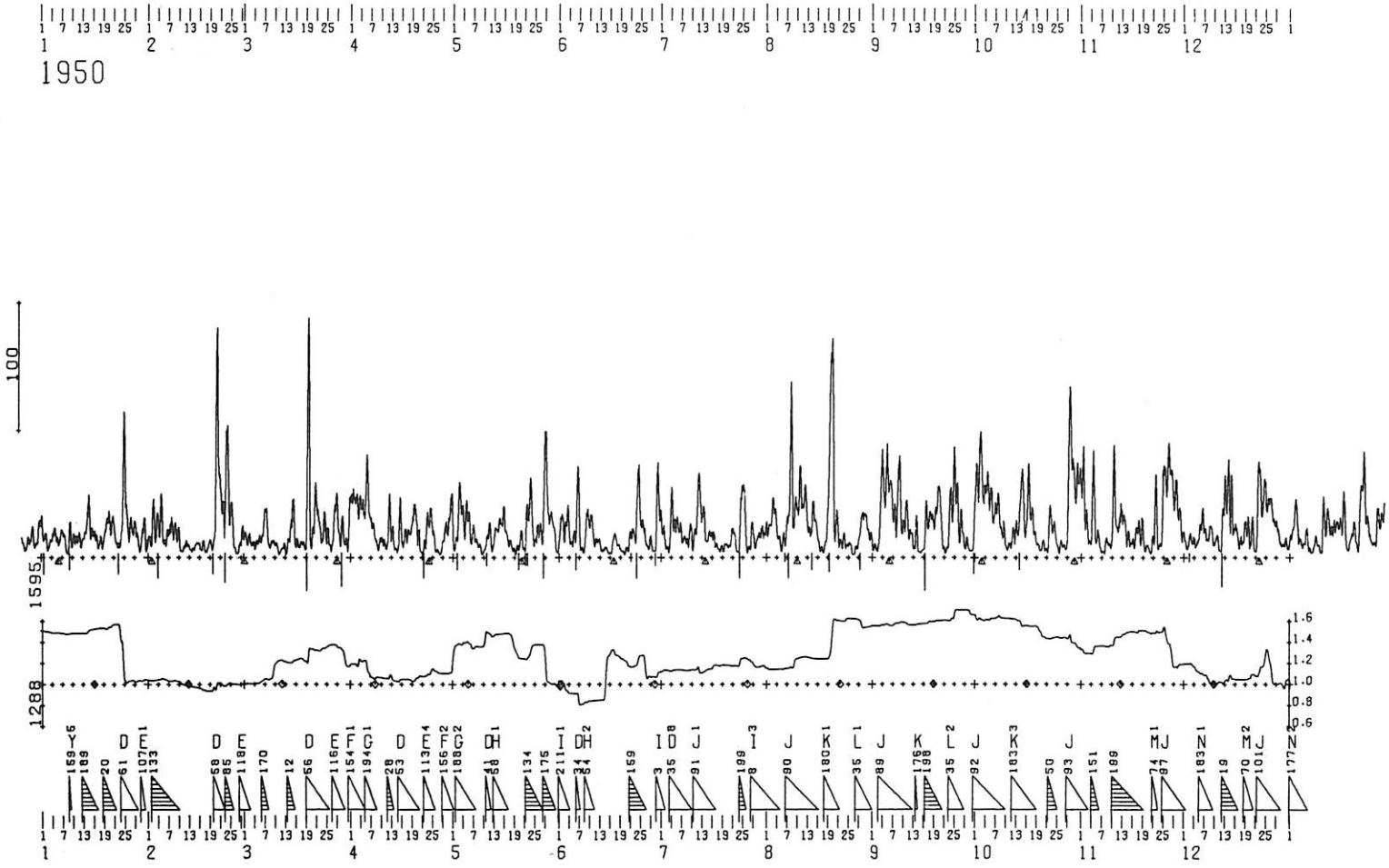
1950
100
1595
1288
1.6
1.4
1.2
1.0
0.8
0.6

JAN.

	N	S	M
1	14	18	17 16
2	12	12	18 6 KK
3	11	14	11 14 KK
4	19	22	17 24
5	10	15	12 13QC
6	17	18	13 22
7	17	17	17 17
8	4	5	5 5QC
9	15	21	29 8
10	18	15	20 14 K
11	17	15	13 19 K
12	11	12	9 14 C
13	15	20	15 21
14	35	43	33 45
15	15	19	15 20
16	20	18	22 18
17	11	8	8 11QCK
18	14	12	16 10QK
19	18	27	18 27
20	27	28	27 28
21	30	27	28 28
22	19	9	18 10
23	9	12	12 10 CK
24	69	67	21 115
25	40	35	40 35
26	21	23	12 32
27	25	21	20 27
28	22	15	21 16
29	10	8	8 10QC
30	28	26	23 31
31	9	9	4 14 C

19.3 19.8 19.5

FEB.

	N	S	M
1	9	15	16 9 C
2	31	31	36 26
3	30	23	18 36
4	33	34	16 51
5	19	9	14 14
6	13	19	12 22
7	24	26	19 32
8	12	8	9 12 CK
9	25	15	17 24
10	7	4	6 5QCK
11	9	8	7 9 CC
12	11	11	11 11 CC
13	6	5	7 4QCC
14	7	10	7 10 CC
15	11	13	13 12 CC
16	6	6	6 6QCK
17	3	14	13 4QKC
18	9	10	7 12 CC
19	7	11	12 5 CK
20	95	75	16 153
21	62	85	81 66
22	44	39	39 45
23	59	72	31 100
24	55	35	62 28
25	29	24	42 11
26	3	6	7 3QCC
27	9	9	5 13 CK
28	15	22	23 14

23.0 23.4 23.2

MAR.

	N	S	M
1	17	13	20 10
2	14	14	18 11 K
3	13	9	10 12 CC
4	10	11	8 14QCC
5	10	15	14 11 C
6	23	27	19 32
7	26	32	39 19
8	12	8	9 12 CK
9	11	11	12 11 CC
10	8	10	12 6QCC
11	5	4	3 7QCC
12	7	10	7 10QCC
13	8	9	3 15 KK
14	17	26	20 23
15	33	23	47 10
16	12	11	16 7 KC
17	11	11	12 11 CC
18	7	9	11 5QC
19	76	142	101 117
20	15	16	8 23
21	38	42	35 46
22	35	29	39 26
23	13	12	11 14 C
24	28	21	36 13
25	17	16	23 10 K
26	11	11	8 14 K
27	57	36	41 51
28	13	15	20 9
29	24	19	30 14
30	11	12	10 13 KK
31	31	33	17 47

19.8 21.3 20.6

APR.

	N	S	M
1	57	44	47 54
2	50	44	45 50
3	46	33	30 49
4	33	39	39 34
5	62	56	37 81
6	38	30	37 32
7	23	24	22 24
8	12	12	15 10 C
9	8	14	9 13 CK
10	18	10	14 15 K
11	10	8	7 11QC
12	24	36	49 12
13	16	15	25 6 K
14	7	7	7 7QC
15	24	35	35 25
16	18	10	8 20
17	20	16	15 22
18	21	20	18 24
19	27	44	29 43
20	30	19	28 21
21	4	5	5 4QCK
22	7	10	9 8 KK
23	25	29	28 25
24	38	28	40 27
25	7	16	19 4 K
26	5	6	7 3QCC
27	10	5	3 13QCC
28	20	18	13 26
29	21	27	20 28
30	38	47	47 38

24.0 23.6 23.8

MAY

	N	S	M
1	10	8	6 13 CK
2	31	33	12 52
3	49	34	43 39
4	28	31	19 40
5	30	30	28 32
6	12	18	11 21
7	18	15	18 16
8	10	9	8 11QCC
9	4	3	4 4QCC
10	15	8	7 16 KK
11	24	16	15 26
12	9	7	6 10QC
13	23	20	21 22
14	23	28	20 31
15	38	28	26 41
16	23	15	20 18
17	10	12	9 14 CK
18	7	8	7 7QCC
19	7	5	2 10QCC
20	19	8	8 20 K
21	12	6	10 8 CK
22	29	23	15 38
23	43	54	39 58
24	17	15	20 11
25	21	19	14 25
26	18	23	22 19
27	45	46	13 79
28	62	64	90 37
29	34	28	28 35
30	28	19	26 21
31	7	5	4 7 CK

22.7 20.6 21.7

JUNE

	N	S	M
1	26	25	21 30
2	33	17	25 25
3	29	30	24 34
4	13	11	10 14 K
5	12	18	19 11
6	54	57	53 59
7	7	6	5 8QC
8	10	9	8 19 K
9	36	27	37 26
10	31	26	34 24
11	15	10	10 15 C
12	17	10	12 16 KC
13	5	5	5 6QCC
14	9	6	7 8 CC
15	4	4	5 4QCC
16	10	7	3 14 CK
17	15	18	20 14
18	8	9	10 7 CC
19	7	4	6 6QCC
20	6	5	3 9QCC
21	16	10	5 21 KK
22	22	15	18 20
23	53	48	68 33
24	25	27	29 23
25	13	11	14 11 CK
26	11	11	6 16 KC
27	9	4	9 5 CC
28	37	32	6 63
29	48	35	45 38
30			
31			

20.6 17.4 19.0

JULY

	N	S	M
1	22	21	18 25
2	8	7	7 9 CK
3	17	20	5 32
4	38	32	40 30
5	24	26	21 29
6	21	21	20 23
7	16	15	13 18
8	12	11	11 12 K
9	23	20	20 24
10	13	13	7 20 K
11	42	39	19 63
12	44	40	58 27
13	39	26	40 25
14	16	12	13 16
15	19	18	18 20
16	12	16	21 8
17	10	7	11 6QCC
18	8	6	4 10QCC
19	10	5	4 12QCC
20	11	8	11 9 CC
21	19	13	10 23
22	19	12	20 11
23	4	4	4 4QC
24	41	57	47 51
25	35	39	53 22
26	8	5	4 10QCK
27	13	22	10 26
28	16	9	15 10 K
29	20	12	18 16
30	18	22	22 19
31	28	17	19 27

20.2 18.6 19.5

AUG.

	N	S	M
1	31	12	16 27
2	41	31	25 48
3	31	35	38 28
4	17	14	15 16
5	16	7	5 18 KK
6	24	12	11 25
7	52	38	32 58
8	72	68	118 23
9	44	38	39 43
10	57	49	33 73
11	43	37	42 39
12	44	44	58 31
13	19	22	24 17
14	40	29	29 40
15	25	22	28 19
16	8	10	12 6QCK
17	6	6	7 6QCC
18	24	21	13 32
19	87	132	69 150
20	90	106	173 24
21	28	29	29 28
22	10	11	11 11 C
23	15	15	14 16 K
24	7	11	10 8QKK
25	7	12	11 8QCC
26	3	2	2 4QCC
27	14	7	9 12 KK
28	32	19	19 33
29	30	34	29 35
30	28	24	31 21
31	13	16	13 16

30.9 29.4 30.2

SEP.

	N	S	M
1	8	9	6 11QCK
2	9	7	5 11 C
3	65	53	40 78
4	49	47	55 41
5	75	66	90 51
6	53	50	61 43
7	26	33	33 26
8	62	58	48 73
9	31	25	38 19
10	37	32	24 45
11	31	20	33 17
12	18	12	19 11
13	22	18	7 33
14	5	3	4 4QCK
15	5	5	4 6QCC
16	37	22	13 45
17	29	31	23 37
18	25	32	29 27
19	34	39	35 38
20	53	45	56 42
21	16	10	18 8 K
22	6	6	3 9QCK
23	32	43	23 53
24	62	51	27 86
25	54	51	46 59
26	25	25	12 38
27	11	17	19 10
28	16	9	14 11 12 KC
29	75	6	4 6 5QCC
30	25	15	7 33

30.6 28.0 29.3

OCT.

	N	S	M
1	61	59	61 59
2	79	88	81 86
3	52	47	45 54
4	62	53	53 62
5	46	50	42 54
6	40	25	30 35
7	46	39	34 50
8	22	21	25 18
9	23	16	29 10
10	11	7	6 11QCC
11	11	10	7 14 CK
12	26	17	21 22
13	21	20	19 23
14	64	56	50 70
15	34	22	36 21
16	53	55	44 64
17	33	34	29 38
18	13	20	21 12
19	7	10	12 6QCC
20	10	9	6 14 KC
21	6	6	5 8QCC
22	20	22	5 37
23	27	23	29 22
24	14	20	23 11
25	9	6	6 9QCC
26	10	11	11 10 CC
27	7	8	7 8QC
28	84	118	76 126
29	75	66	69 72
30	60	52	42 70
31	67	57	58 67

35.3 33.8 34.5

NOV.

	N	S	M
1	64	60	55 69
2	19	30	26 24
3	13	11	14 10 C
4	47	59	56 51
5	19	13	11 22
6	5	9	10 4QCK
7	3	5	5 3QCC
8	14	13	16 11 KC
9	12	8	11 10 C
10	57	61	57 61
11	25	20	24 21
12	40	29	30 39
13	30	29	29 30
14	15	14	8 21
15	9	13	11 11QKK
16	12	16	11 18
17	27	23	20 30
18	19	21	9 31
19	21	9	8QCC
20	4	13	10 8QCC
21	12	6	3 15 KK
22	34	41	10 66
23	14	10	15 10 K
24	19	23	9 34
25	65	67	73 60
26	87	64	69 82
27	65	61	69 57
28	62	39	40 61
29	40	34	34 39
30	19	18	18 19

28.7 27.3 28.0

DEC.

	N	S	M
1	7	13	13 7QCC
2	12	17	10 20 K
3	14	14	11 17
4	8	11	8 11QCK
5	15	25	14 26
6	17	37	35 20
7	17	20	23 16
8	16	25	16 25
9	12	14	17 10 K
10	14	17	13 19 C
11	3	7	6 4QC
12	40	41	38 44
13	60	50	48 62
14	54	52	42 65
15	20	21	18 23
16	15	23	24 14
17	10	14	14 10 KK
18	23	16	11 28
19	19	29	17 31
20	22	14	9 27
21	7	9	12 4QCK
22	45	36	10 71
23	40	62	70 32
24	47	57	48 57
25	43	41	36 48
26	40	44	47 37
27	30	25	31 24
28	15	25	23 18
29	9	13	12 10 CK
30	10	14	9 16 CC
31	7	10	7 10QCK

22.2 25.7 24.0

ANNUAL MEAN N 24.78 S 24.06 M 24.44

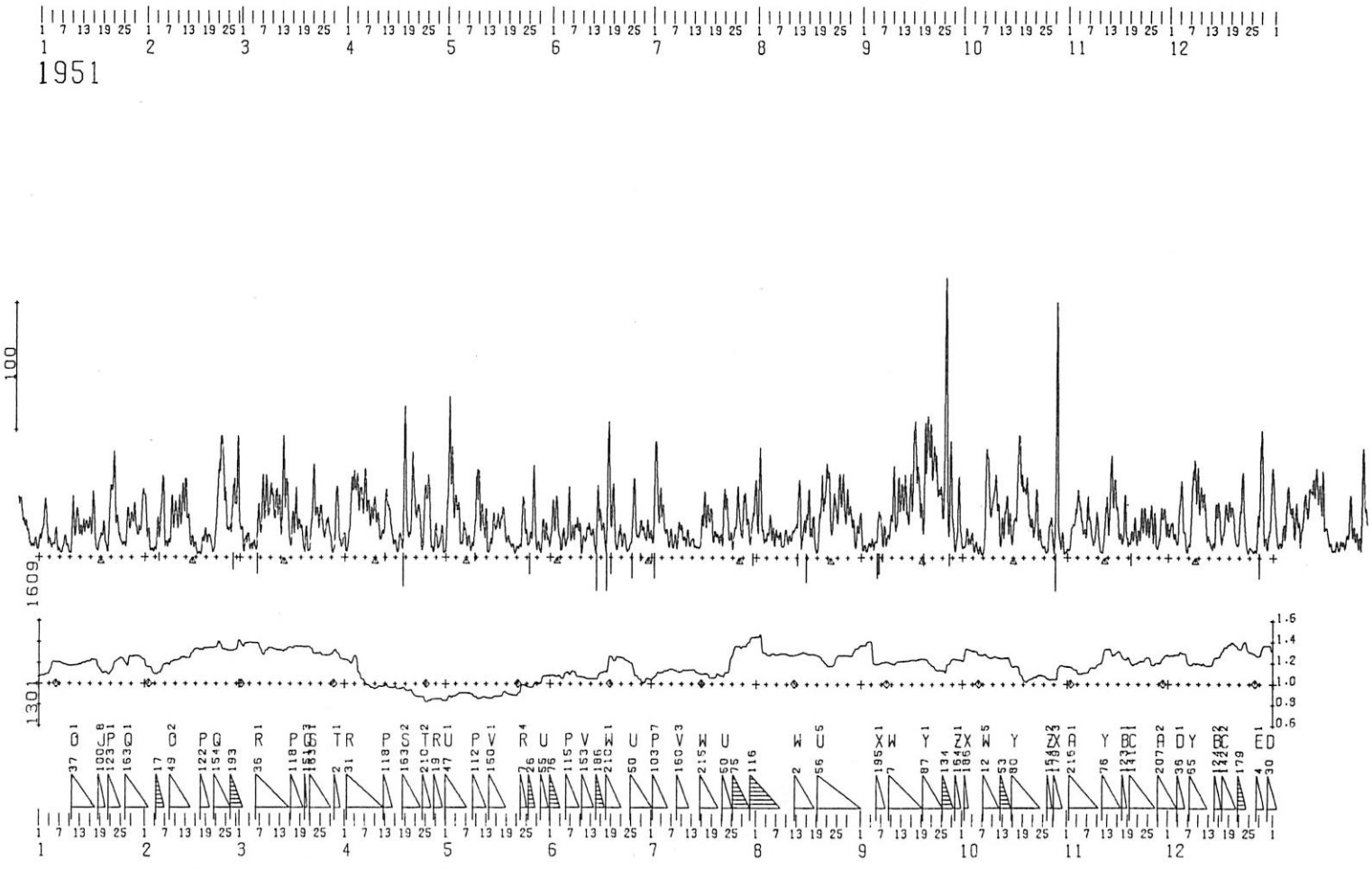
1951
100
1609
1301
1.6
1.4
1.2
1.0
0.9
0.6

	JAN.				FEB.				MAR.				APR.				MAY				JUNE			
	N	S		M	N	S		M	N	S		M	N	S		M	N	S		M	N	S		M
1	17	20	16	22	31	22	32	21	18	23	21	20 K	10	6	7	9QC	67	72	45	95	29	35	21	43
2	38	34	26	46	7	8	9	7QCK	12	10	6	17QK	40	37	21	56	82	72	76	79	25	44	24	45
3	20	19	23	16	7	6	5	9QCK	12	15	19	9	54	64	64	54	37	38	30	45	15	21	21	15
4	9	11	10	10QCC	18	20	14	24	14	9	11	12QKK	55	56	58	53	38	39	42	35	15	14	7	22
5	17	15	11	22 K	29	38	22	45	7	8	9	6QC	46	59	50	56	11	11	12	11 C	17	9	12	15 K
6	7	10	10	7QCK	42	28	62	8	27	33	33	27	49	54	34	69	24	18	25	18	35	32	45	23
7	5	4	4	6QCC	15	10	13	12 KK	46	44	25	66	47	39	43	43	12	15	10	17 KK	19	17	16	20
8	14	13	12	16 KC	37	26	15	49	58	37	33	62	35	32	27	40	9	7	6	11QCK	30	21	26	26
9	4	10	10	5QCC	33	34	23	45	40	39	32	47	34	41	32	43	52	28	18	62	23	19	21	22
10	22	18	4	37	34	32	29	37	48	50	49	50	29	34	27	35	60	44	45	59	14	7	5	16QK
11	31	24	28	27	39	39	30	48	43	37	31	49	19	14	14	20	29	32	32	30	23	13	15	22
12	20	32	34	18	58	49	44	62	44	38	42	41	32	29	19	42	36	22	20	38	23	22	27	17
13	24	24	25	24	30	34	30	34	71	46	22	96	52	34	44	42	7	5	5	7QC	22	14	20	16
14	23	25	19	29	19	9	10	17	46	52	39	60	27	24	34	19	27	11	14	24	31	21	4	49
15	31	24	22	32	8	11	8	12QCK	27	19	35	12	12	11	10	13QCK	29	19	24	24	32	30	28	34
16	40	30	18	52	4	2	2	5QCC	32	22	20	33	11	4	7	9QCK	29	28	35	22	25	21	25	21
17	15	13	21	7	9	8	2	15 KK	27	41	39	29	17	14	20	11	36	36	33	39	40	21	6	55
18	10	11	6	16QCK	15	20	13	22	29	24	30	23	82	65	56	90	21	16	26	11	58	55	87	26
19	20	23	18	26	13	17	13	18	15	15	22	8	28	19	31	16	21	9	18	13 K	37	45	54	29
20	13	10	14	9 K	8	11	14	4QCK	14	15	13	16 K	41	50	19	73	8	10	8	11QCC	13	6	10	10QK
21	33	30	14	49	17	13	7	22	12	8	6	14QK	40	52	58	34	5	5	3	7QCC	16	21	17	20
22	78	59	53	84	73	52	53	72	50	56	33	73	40	37	36	42	12	5	7	11QCK	17	12	12	18Q
23	33	29	29	34	90	89	95	84	35	37	33	40	14	18	25	7	39	30	22	47	11	4	9	6QCC
24	15	16	17	15	41	45	44	43	37	26	22	41	43	46	32	58	29	15	23	20	15	6	9	12QC
25	12	10	10	13 CC	20	28	25	23	25	21	29	18	44	59	47	57	19	9	9	18	50	44	33	60
26	20	28	9	39	27	33	20	40	24	28	22	30	19	9	19	9	48	34	15	68	17	18	20	17
27	26	33	25	34	55	49	62	41	20	22	25	17	16	17	6	27 K	27	11	33	6	28	21	19	30
28	33	37	27	43	52	72	96	29	7	4	4	8QC	11	8	11	9QC	10	8	13	5 CK	21	18	21	19
29	24	17	24	18					29	60	37	52	17	22	17	22 K	24	18	13	30	24	17	13	29
30	20	27	23	25					20	9	17	12	4	4	4	5QC	20	17	17	21	22	12	20	15
31	57	44	51	49					13	16	11	19 K					17	8	13	12 K				
	23.6				29.7				29.1				32.2				28.6				24.9			
		22.6				28.8				27.9				31.9				22.4				21.4		
			23.1				29.2				28.5				32.1				25.5				23.2	

	JULY				AUG.				SEP.				OCT.				NOV.				DEC.			
	N	S		M	N	S		M	N	S		M	N	S		M	N	S		M	N	S		M
1	34	31	15	50	61	34	23	72	12	4	6	10QC	10	11	9	11 CK	9	8	5	12QCK	23	22	19	27
2	75	59	91	42	36	28	42	22	8	4	6	7QCC	23	14	22	16	25	24	24	25	26	13	22	17
3	37	42	34	45	12	13	12	12QK	12	10	12	10QCC	13	17	10	19 K	43	34	33	44	18	9	12	15 K
4	26	36	42	20	24	21	20	26	15	7	11	11QKK	10	4	4	11QCK	53	31	44	40	47	54	40	60
5	19	16	20	15	26	19	23	22	22	19	12	28	8	4	6	7 CC	27	20	28	19	20	19	20	20
6	19	12	11	20 K	18	14	9	23	29	30	33	25	4	3	5	2QCC	38	18	16	41	8	6	4	10QCK
7	13	9	7	16 KK	22	14	18	19	20	14	9	25	44	35	13	67	25	32	33	24	25	20	10	34
8	17	10	8	19 K	12	6	10	9QCK	16	12	9	18	65	64	79	51	15	11	14	12 K	73	67	69	72
9	29	20	24	25	20	18	17	22	25	26	17	34	38	39	32	45	29	23	23	30	52	52	47	58
10	16	14	14	16Q	15	13	11	18Q	32	63	58	38	62	52	53	62	7	9	12	4QCK	46	43	41	47
11	17	13	12	19	18	16	14	21	50	36	25	61	28	33	40	21	14	12	5	21 K	49	40	47	43
12	14	8	9	13QC	26	23	22	27	52	41	36	57	17	24	15	26	36	36	40	32	16	14	12	18
13	12	11	16	8QCC	43	57	47	53	60	44	38	65	36	37	32	41	58	52	35	75	9	9	10	8QCC
14	10	5	8	8QCC	19	15	12	22	30	33	34	29	38	25	32	32	60	49	47	62	18	14	11	21
15	18	20	9	29	38	18	22	34	44	54	52	47	23	13	16	20	32	40	40	32	43	37	42	39
16	46	25	25	47	34	33	51	17	84	105	81	108	26	32	31	28	17	12	14	16	17	15	19	13
17	29	35	34	30	29	23	19	33	47	77	59	66	95	79	79	95	39	24	15	48	30	30	19	42
18	37	28	31	35	7	6	9	4QC	44	33	40	37	61	47	56	52	14	14	17	12Q	38	35	30	43
19	15	14	12	18	18	28	15	31	72	54	20	107	67	49	55	62	16	12	11	18Q	36	36	32	40
20	13	18	19	12	61	40	65	36	99	86	92	93	38	30	42	26	22	23	15	30	26	16	30	12
21	15	14	18	12	58	66	53	71	79	91	106	65	23	24	31	16	19	11	14	16	14	13	9	19
22	50	31	44	37	40	61	67	34	87	69	78	78	41	40	27	54	27	25	18	35	46	54	35	64
23	30	32	47	16	39	29	20	48	58	52	61	49	17	19	14	23	33	27	20	40	19	28	34	13
24	12	15	15	13Q	40	31	42	29	47	46	53	41	8	9	10	8QCK	24	25	18	31	6	5	5	6QCC
25	19	19	15	23	50	57	61	46	144	101	45	201	5	4	6	4QCK	30	34	22	42	5	7	7	6QCC
26	41	43	45	39	55	52	57	50	67	46	98	17	24	23	18	29	23	23	11	35	4	5	4	5QCK
27	24	16	25	16	43	38	27	54	57	67	92	32	14	14	20	9	10	8	9	10QC	24	36	23	37
28	57	36	50	43	32	37	34	36	14	11	18	7 K	134	95	35	193	29	24	14	39	65	79	84	60
29	20	27	29	19	20	28	24	24	40	39	16	64	14	16	20	10	38	28	30	35	12	12	9	15 K
30	22	20	14	29	15	17	7	26Q	15	12	20	8Q	10	14	20	4 KK	24	19	17	26	13	17	8	22
31	50	46	36	61	26	29	20	35					5	6	4	7QCC					58	54	50	62
	26.9				30.8				46.0				32.3				27.8				28.6			
		23.4				28.5				42.8				28.3				23.6				27.8		
			25.2				29.7				44.4				30.3				25.7				28.2	

ANNUAL MEAN N 30.04 S 27.45 M 28.76

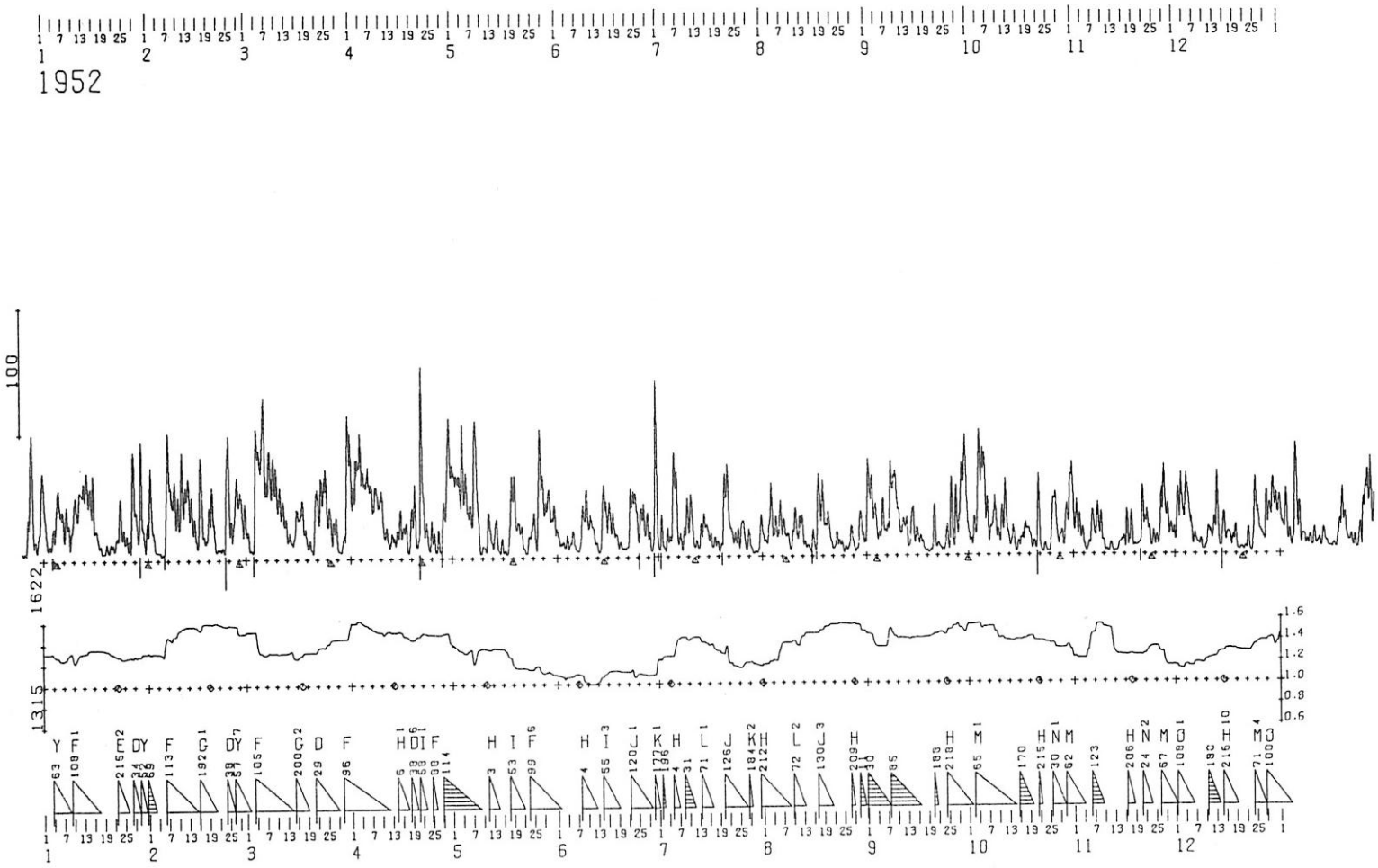
1952
100
1622
1315
1.6
1.4
1.2
1.0
0.8
0.6

JAN.

	N	S		M
1	26	32	37	20
2	12	8	9	12 CK
3	13	18	8	23
4	31	24	14	41
5	41	47	45	43
6	41	28	38	31
7	32	26	14	44
8	17	23	25	16
9	19	31	21	29
10	40	47	48	40
11	41	46	33	55
12	66	48	52	62
13	57	61	47	70
14	47	52	42	58
15	39	55	33	60
16	21	24	22	23
17	11	13	13	11 CK
18	6	6	6	6QCC
19	9	9	5	14QCC
20	10	7	5	12QCC
21	9	12	10	12QCC
22	11	17	9	19
23	32	34	16	49
24	22	20	18	25
25	17	14	13	18
26	6	13	10	9QK
27	46	75	49	72
28	32	31	37	26
29	71	42	19	95
30	24	22	25	21
31	17	18	6	29

27.9
29.1
28.5

FEB.

	N	S		M
1	46	54	42	58
2	19	19	21	17
3	7	5	6	6QCC
4	4	6	6	5QCC
5	4	4	4	4QC
6	75	69	43	101
7	46	54	55	45
8	64	39	40	63
9	41	34	24	50
10	47	54	24	77
11	53	42	46	49
12	58	54	47	66
13	44	37	30	50
14	32	23	22	32
15	15	9	15	10 C
16	67	63	66	64
17	19	15	18	15
18	23	16	17	23
19	60	36	37	59
20	18	25	27	16
21	8	7	6	10QCK
22	10	7	8	9QCC
23	13	10	7	17 K
24	99	66	79	86
25	24	21	18	28
26	40	36	27	49
27	53	49	58	44
28	46	40	50	36
29	29	36	26	39

36.6
32.0
34.3

MAR.

	N	S		M
1	19	16	18	18
2	8	4	7	6QCK
3	58	53	6	104
4	76	81	79	78
5	95	86	77	104
6	96	74	108	63
7	75	69	58	86
8	64	61	49	76
9	64	61	55	70
10	49	45	37	57
11	44	33	31	46
12	30	27	25	33
13	20	14	13	21
14	11	12	12	11QC
15	31	24	16	40
16	31	30	30	32
17	40	36	37	39
18	18	20	21	18
19	17	7	8	16QCK
20	5	5	6	4QC
21	41	51	36	56
22	40	39	37	42
23	60	54	60	53
24	56	56	72	39
25	36	28	27	37
26	35	12	17	30
27	24	26	25	26
28	6	4	6	5QCK
29	17	7	8	17 CC
30	62	53	13	102
31	85	88	95	78

42.4
37.8
40.1

APR.

	N	S		M
1	40	46	39	47
2	67	83	79	71
3	90	73	76	87
4	58	66	67	57
5	53	67	56	64
6	49	71	60	60
7	40	41	42	39
8	47	61	58	50
9	44	45	43	47
10	32	29	44	17
11	13	23	20	17
12	16	8	12	12QC
13	18	15	18	16
14	15	18	12	21
15	25	28	24	30
16	26	17	20	24
17	13	20	29	5
18	27	17	6	38
19	36	47	24	59
20	10	12	11	12QC
21	101	74	23	152
22	30	36	50	17
23	22	19	29	12
24	19	16	6	30
25	14	11	11	15QK
26	15	13	5	23Q K
27	8	5	5	8QC
28	92	83	63	111
29	64	74	66	72

37.3
38.6
38.0

MAY

	N	S		M
1	65	61	69	57
2	67	61	63	66
3	67	63	47	83
4	55	64	63	56
5	35	49	48	36
6	29	35	41	24
7	75	99	65	109
8	44	47	60	32
9	4	3	3	4QCK
10	10	7	9	8QCC
11	27	15	6	35
12	21	12	22	11
13	19	19	10	28
14	16	8	19	5 K
15	12	6	3	16QKK
16	5	4	4	6QCK
17	11	4	2	13 C
18	49	44	48	46
19	43	47	66	24
20	29	23	24	28
21	19	20	21	19
22	4	5	7	3QCK
23	15	7	5	17 KK
24	24	17	16	25
25	26	23	37	13
26	46	66	25	87
27	62	72	71	64
28	41	34	33	42
29	47	47	48	46
30	27	30	29	29
31	28	35	40	23

33.0
33.1
33.1

JUNE

	N	S		M
1	15	12	17	11
2	11	11	10	13 CC
3	16	4	7	13 CK
4	14	8	12	10 KK
5	15	18	14	19 K
6	9	5	10	5QCK
7	7	5	5	8QCK
8	32	33	34	32
9	38	45	29	54
10	35	21	22	34
11	27	18	23	23
12	15	10	12	13 CK
13	6	4	4	7QCK
14	50	34	26	59
15	34	31	37	28
16	41	28	36	33
17	27	27	30	23
18	23	14	20	18
19	15	4	7	13 CK
20	8	6	6	8QCC
21	8	7	6	9QCC
22	43	27	15	55
23	43	47	47	43
24	32	46	47	32
25	28	23	11	39
26	32	34	32	34
27	25	30	18	36
28	17	12	20	10
29	21	18	6	33
30	82	77	141	19

25.7
22.0
23.8

JULY

	N	S		M
1	22	11	6	28 K
2	11	10	15	7QKK
3	17	11	4	24 K
4	16	10	14	12 K
5	62	66	48	80
6	31	49	68	13
7	12	17	17	13 K
8	13	18	7	25
9	29	36	32	34
10	35	41	33	44
11	17	13	23	8
12	10	11	14	8 CC
13	19	14	8	25
14	26	28	24	29
15	27	19	26	20
16	17	13	12	18
17	17	7	8	17 KK
18	16	5	8	13 CK
19	10	5	4	12QC
20	50	39	32	57
21	50	63	59	55
22	24	22	26	19
23	17	13	13	18
24	17	16	11	23
25	20	16	9	27
26	15	26	27	13
27	17	11	5	22 K
28	10	6	10	7QCK
29	4	2	2	4QCC
30	5	2	3	5QCK
31	26	24	22	28

21.3
20.1
20.8

AUG.

	N	S		M
1	16	13	17	12 K
2	22	13	10	25
3	41	34	33	43
4	29	16	18	27
5	21	18	21	18
6	29	32	45	16
7	26	23	30	19
8	19	13	16	17
9	12	7	5	14 CK
10	33	24	19	39
11	24	13	17	20
12	40	23	32	32
13	8	12	9	11 C
14	7	8	8	7QCC
15	11	9	4	16 KK
16	9	7	12	4QC
17	43	56	49	49
18	46	42	27	61
19	25	27	28	24
20	28	33	35	27
21	9	10	13	6 CK
22	12	5	7	10 CK
23	19	11	16	13 K
24	11	8	11	8 CC
25	5	5	3	8QCC
26	9	4	6	8QCK
27	16	21	24	12 K
28	7	4	7	4QCC
29	19	20	7	32
30	27	23	30	19
31	11	12	12	11 K

20.3
17.6
19.0

SEP.

	N	S		M
1	60	67	78	50
2	55	42	53	44
3	27	42	40	30
4	17	13	12	18
5	33	35	21	47
6	24	16	19	21
7	48	25	23	49
8	69	54	61	62
9	52	61	68	44
10	25	33	37	21
11	24	25	18	30
12	30	23	22	32
13	10	6	7	10QC
14	38	34	32	40
15	19	13	10	23
16	18	12	13	17
17	10	9	11	8QCK
18	6	4	5	5QCC
19	4	3	2	5QCC
20	15	15	5	26
21	22	10	25	7
22	12	5	10	7 CC
23	6	4	4	7QCC
24	23	12	10	25 K
25	24	21	5	41
26	31	16	39	8
27	29	47	50	26
28	52	37	32	57
29	64	74	59	79
30	51	51	76	26

30.0
27.0
28.5

OCT.

	N	S		M
1	19	13	19	14
2	24	16	9	32
3	59	24	17	66
4	84	83	94	73
5	75	67	69	73
6	37	35	33	39
7	20	18	14	23
8	36	37	25	48
9	27	16	21	22
10	27	19	13	34
11	39	36	22	52
12	32	20	34	19
13	14	7	9	13 C
14	20	9	22	8 K
15	10	5	4	12QCC
16	13	11	9	15 KK
17	21	20	16	25
18	29	15	21	22
19	10	13	18	5 K
20	10	11	12	8QCK
21	40	35	18	58
22	5	7	9	4QC
23	6	7	3	10QCC
24	4	4	4	4QCK
25	29	19	12	35
26	46	44	45	45
27	13	12	17	9 C
28	19	17	18	19 K
29	22	23	9	36
30	51	34	33	52
31	58	61	64	55

29.0
23.8
26.4

NOV.

	N	S		M
1	38	26	20	44
2	27	20	17	30
3	18	16	17	18
4	5	5	7	3QCK
5	9	10	8	11 CK
6	24	33	28	28
7	32	21	17	36
8	33	21	25	29
9	20	11	19	12
10	3	5	4	4QCC
11	7	5	3	9QCC
12	4	4	5	2QCC
13	3	4	3	4QCC
14	11	10	10	11 CC
15	13	13	12	14 KK
16	13	28	9	32
17	18	24	13	29
18	8	22	23	7
19	7	7	7	7 CC
20	9	10	10	10 C
21	40	40	56	24
22	27	32	30	29
23	12	19	23	9
24	9	16	12	13 KK
25	12	14	14	13 K
26	37	29	17	49
27	60	48	49	59
28	40	30	31	39
29	22	18	16	25
30	20	17	17	20

19.4
18.5
18.9

DEC.

	N	S		M
1	37	30	13	54
2	50	44	29	65
3	30	36	34	32
4	49	66	65	49
5	29	28	33	26
6	12	13	8	17 K
7	10	11	12	9 CK
8	7	12	7	12 CC
9	3	4	4	4QCC
10	22	K		
11	16	16	17	15
12	17	26	19	24
13	31	55	56	31
14	24	26	32	18
15				
16	12	22	17	19
17	12	12	15	9 K
18	17	18	13	22 K
19	7	4	7	4QCK
20	4	7	5	6QCC
21	4	5	3	7QCC
22	9	17	6	20 KK
23	5	3	3	5QC
24	45	39	28	56
25	26	34	35	24
26	34	20	15	
27	15	19	20	15
28	32	26	14	44
29	34	32	25	42
30	55	37	34	59
31	47	41	39	49
	38	42	32	47

22.6
24.2
23.4

ANNUAL MEAN N 28.79 S 26.98 M 27.90

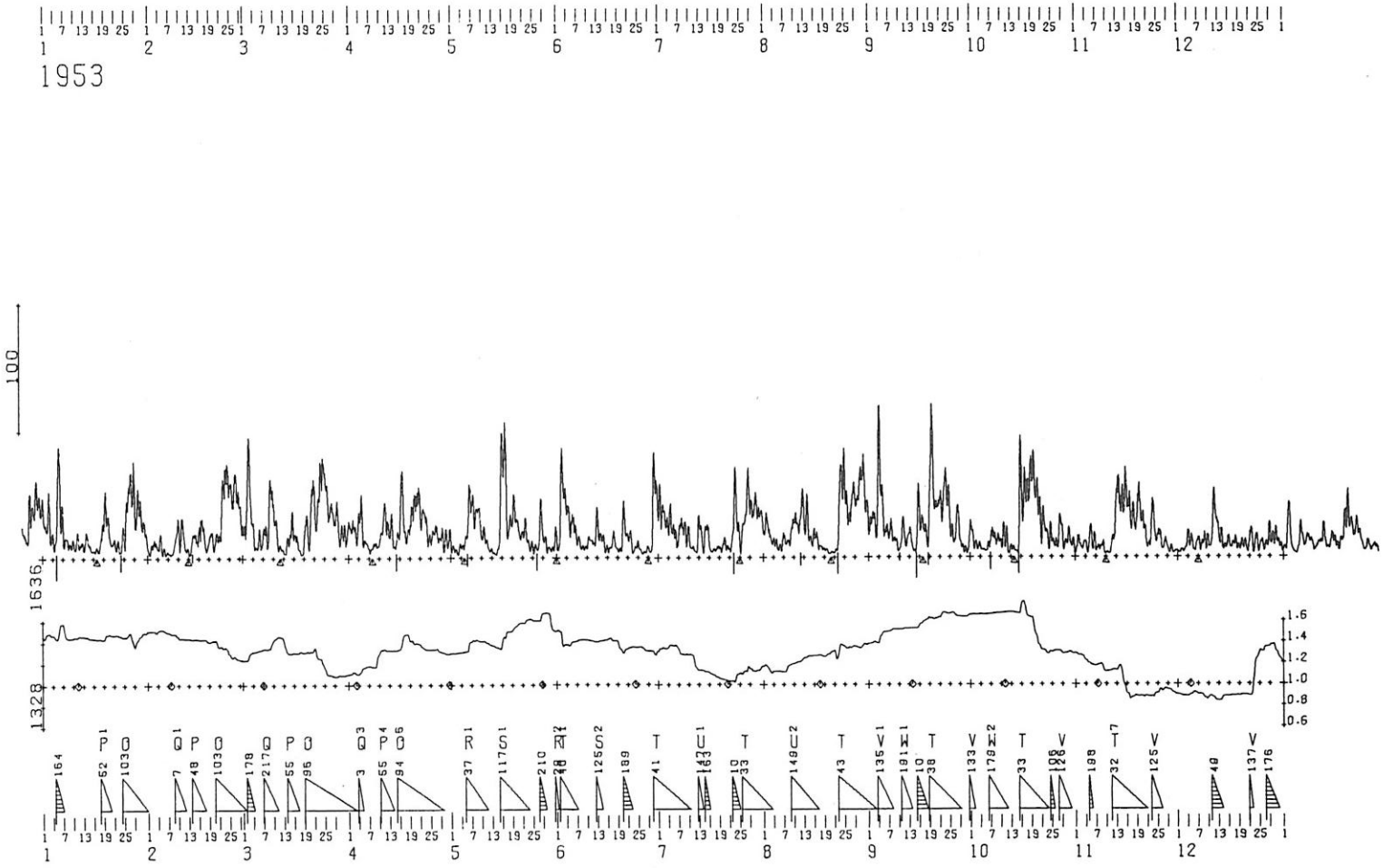
1953
100
1636
1328
1.6
1.4
1.2
1.0
0.8
0.6

	JAN.				FEB.				MAR.				APR.				MAY				JUNE			
	N	S		M	N	S		M	N	S		M	N	S		M	N	S		M	N	S		M
1	29	20	26	24	6	4	4	7QCC	19	21	25	16	22	23	26	20	9	5	5	8 CC	7	8	6	10 C
2	37	37	24	51	10	10	9	12 KK	85	63	56	92	20	32	31	21	7	4	8	4QCC	65	64	69	60
3	16	15	11	21	11	9	13	7 CK	36	35	45	26	22	16	14	24	7	8	3	12QCC	49	39	47	42
4	10	11	8	14QC	12	12	8	17 KC	14	8	13	10 K	36	42	28	50	7	10	11	7 CK	36	31	42	25
5	69	69	58	80	5	6	2	9QCC	21	10	7	24 K	13	10	9	14QC	15	19	18	17	28	29	29	29
6	27	34	21	40	4	4	2	5QCC	11	9	7	13 C	10	10	12	8QCC	43	51	58	36	20	19	24	15
7	10	15	9	16 K	3	4	4	3QCC	22	25	22	24	5	6	4	8QCC	32	41	50	23	11	16	14	14 K
8	12	13	16	10 KK	10	4	4	11 CC	32	25	8	49	9	13	10	13 CC	43	32	39	36	7	8	6	10 CC
9	14	11	9	16 CC	29	21	18	32	46	51	58	40	10	8	8	10 CK	30	29	40	19	10	5	7	8 CK
10	9	7	6	10QCK	21	13	5	30	29	27	26	31	22	16	18	21	17	19	15	22	14	15	16	14 K
11	14	14	19	9 K	13	20	22	11	11	7	9	8QC	34	35	31	38	10	13	14	10 CK	13	13	13	13 CC
12	11	11	10	12 CC	6	6	5	7 CC	7	7	8	7QCC	21	25	28	18	10	4	6	8QCC	24	24	9	39
13	16	13	7	21 K	9	3	3	9QCC	7	4	4	7QCC	21	26	20	28	4	4	4	4QCC	19	16	17	20
14	11	11	12	10 CK	20	15	19	17	20	13	14	19	7	9	10	7QC	6	4	2	8QCC	17	13	13	18 K
15	5	7	5	6QCC	18	13	14	17	16	28	27	17	18	15	18	15	63	50	14	99	10	5	3	11 CC
16	6	8	5	9QCC	28	20	19	29	20	18	20	19	55	59	45	69	76	94	63	108	7	5	4	9QCC
17	12	5	5	12QCC	11	24	25	10	7	6	8	6QCK	12	23	22	13	41	17	39	19	16	14	9	21 K
18	24	15	27		10	8	6	12 CC	3	4	3	4QCK	18	20	18	21	23	34	32	24	10	6	10	7 CK
19	30	44	48	26	19	18	18	20	34	26	26	35	32	36	27	40	35	45	51	30	7	4	4	7QCC
20	25	23	34	14	10	8	6	12 C	16	14	10	20	41	52	45	50	22	30	30	22	21	34	12	44
21	12	12	10	14 CC	24	12	20	16	49	58	56	51	43	52	43	53	17	18	16	20	19	16	17	19
22	11	7	11	7 CK	31	36	14	53	26	37	31	32	27	34	22	39	24	24	16	32	17	17	13	21
23	12	6	13	5 KK	67	51	52	67	52	64	45	71	35	32	34	34	14	12	14	12 C	4	4	3	6QCK
24	13	23	14	23	81	46	72	56	70	71	71	70	17	12	9	19	8	10	5	13 CC	12	9	8	13 CC
25	28	32	23	37	51	47	59	39	50	57	56	51	19	15	13	22	10	5	3	12 CC	8	5	8	6 CC
26	72	51	57	66	50	69	55	64	39	32	31	40	24	20	19	25	10	7	6	11 C	4	2	2	5QCC
27	58	50	45	64	41	47	49	40	34	28	37	26	14	14	13	16	35	36	47	24	8	5	4	10QCC
28	34	37	23	48	32	21	28	26	29	40	35	34	10	21	19	12Q	17	10	12	16	5	4	5	4 CK
29	38	39	34	43					19	14	16	18	12	15	11	17 K	8	5	4	9 CC	59	44	33	70
30	27	23	23	26					23	21	18	27	20	13	11	23	10	4	6	9 CC	47	52	61	38
31	15	16	21	11					17	14	9	22					18	12	7	23 K				
	22.5				22.6				27.9				21.8				21.7				19.2			
		22.1				19.7				27.0				23.5				21.1				17.6		
			22.3				21.2				27.4				22.7				21.4				18.4	

	JULY				AUG.				SEP.				OCT.				NOV.				DEC.			
	N	S		M	N	S		M	N	S		M	N	S		M	N	S		M	N	S		M
1	35	42	56	22	29	25	19	36	19	27	21	26	22	20	21	21	9	13	9	15 KK	3	5	4	4QCC
2	46	34	42	37	20	21	26	16	35	36	36	35	9	10	8	11 CK	5	13	11	7QCK	3	7	7	4QCC
3	24	25	24	26	14	12	13	13 CK	49	47	15	81	9	10	7	12 CC	7	14	9	13 CC	8	10	7	11 CK
4	32	29	34	27	13	11	9	15 KC	73	69	94	48	4	7	6	6 CC	9	6	10	5 CK	16	15	20	12
5	17	22	24	15	9	7	6	10 CK	36	25	39	22	6	4	6	5QCC	16	22	22	16 K	9	11	14	6 CC
6	16	14	20	11	10	9	4	15 KK	20	18	20	19	20	5	13	12QKK	8	15	7	16 KK	8	11	6	13 CC
7	37	17	23	31	14	14	18	10	23	20	22	22	15	22	16	21	8	8	7	9 CK	10	12	15	7 KK
8	28	23	23	28	12	11	14	9 C	13	13	13	13 C	12	13	14	12 K	6	11	9	9 CC	10	14	10	15 KK
9	21	11	8	25	32	20	22	31	12	6	14	5QCC	17	13	16	14 K	7	5	10	3QCC	17	12	10	18 K
10	10	8	11	7 CK	29	29	32	26	15	10	7	18 K	21	14	7	28	2	4	4	3QCC	7	12	9	10 C
11	9	5	9	4QCC	26	25	22	30	22	20	29	13	13	16	7	22	8	11	4	15 CK	32	47	25	54
12	23	12	4	32	52	35	45	42	16	15	13	18	7	4	3	9QCK	38	20	16	43	32	27	31	29
13	18	23	23	18	46	22	17	51	19	15	22	12	9	5	6	8QCC	55	54	50	59	19	14	11	22
14	18	7	3	22 K	17	14	16	17	4	5	5	4QCK	3	6	4	4QCC	53	39	35	57	9	9	7	10 CK
15	24	20	21	23	16	13	11	19	30	45	19	57	55	54	13	96	55	43	37	61	13	11	8	17 KK
16	7	4	6	4QCK	17	15	16	18	27	25	22	30	62	36	39	60	48	42	43	47	8	7	8	7 CK
17	6	5	7	4QCC	6	9	6	9QCK	23	24	22	26	60	49	47	62	36	31	26	41	14	13	12	15 KK
18	10	6	6	9QCC	11	5	8	8 CC	23	20	11	33	62	63	45	80	23	23	26	20	9	9	8	11 CC
19	9	5	7	7 CC	6	5	5	7QCC	99	81	79	102	67	66	63	70	55	41	37	59	8	11	5	14 CC
20	13	10	12	11 KC	4	2	3	4QCC	43	44	42	45	55	54	48	60	35	30	31	35	8	13	7	14 CC
21	8	10	10	8QCC	4	4	5	4QCC	43	41	42	42	24	35	39	20	18	22	24	17	10	6	5	10 KK
22	10	10	4	16 K	4	6	6	5QCK	46	39	51	34	34	28	37	25	8	11	7	12 C	14	24	18	20 K
23	49	59	43	65	58	49	34	73	58	62	56	63	20	18	21	17	33	36	28	41	7	10	3	14QK
24	25	20	23	22	72	61	47	86	44	48	47	46	11	21	8	25	16	20	24	12	7	15	19	4 KK
25	13	11	2	22 K	31	45	41	35	19	22	16	25	12	10	15	8 C	20	20	20	21	11	15	12	14 CC
26	30	30	27	34	35	35	33	37	19	15	11	23	8	14	15	8 C	9	8	11	6 CK	8	8	5	11 CC
27	55	56	58	53	52	50	50	52	34	27	41	20	29	32	34	26	11	14	14	12 CC	19	14	9	24
28	35	41	45	31	52	39	42	49	15	7	12	10QCK	15	5	9	11 C	4	7	7	4QCC	12	19	12	19
29	44	43	41	46	49	72	61	61	6	5	4	8QCC	19	14	11	22	6	6	10	3 CC	18	15	10	24
30	30	35	34	32	57	72	64	65	15	9	5	19QKK	10	11	13	9 C	4	6	4	5QCC	7	15	11	11QC
31	25	36	37	23	35	42	37	40					9	10	15	4 CC					4	11	11	4QCC
	23.4				26.9				30.0				23.2				20.5				11.6			
		21.6				25.2				28.0				21.5				19.9				13.6		
			22.5				26.1				29.0				22.4				20.2				12.6	

ANNUAL MEAN N 22.59 S 21.74 M 22.19

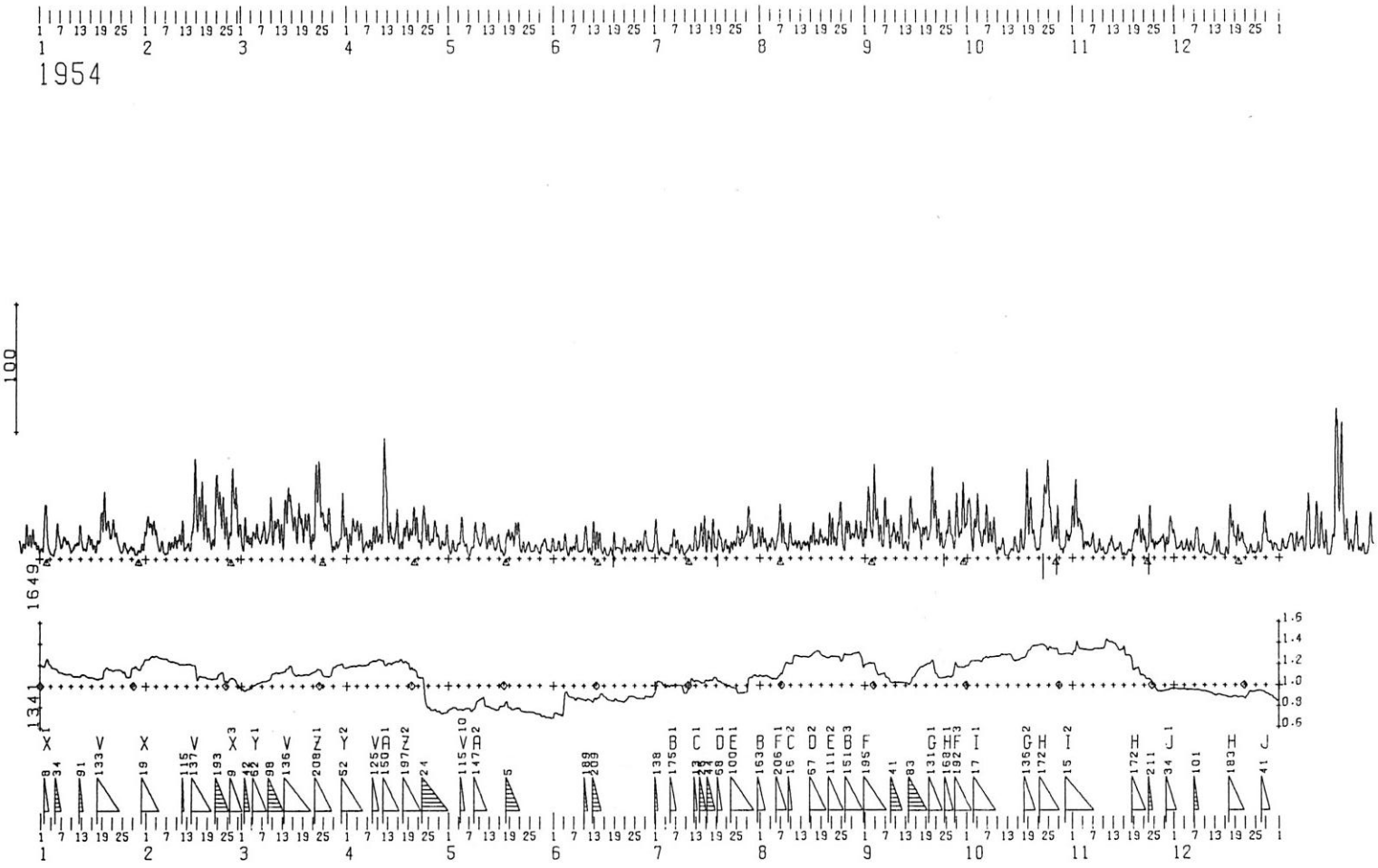
1954
100
1649
1341
1.6
1.4
1.2
1.0
0.8
0.6

	JAN.				FEB.				MAR.				APR.				MAY				JUNE			
	N	S		M	N	S		M	N	S		M	N	S		M	N	S		M	N	S		M
1	5	10	9	6 C	30	25	21	35	15	9	9	16QK	15	10	5	20QK	8	4	7	5QCC	8	5	6	7 CK
2	30	44	32	42	29	23	25	26	24	18	29	13	24	19	11	33	12	8	15	6 KC	10	11	12	9 CC
3	7	8	9	6 C	26	26	28	23	14	15	12	18Q	20	28	22	27	9	10	6	13 CC	7	8	8	7 CC
4	2	4	4	2QCC	14	13	19	9	15	22	16	21	25	20	24	21	23	21	12	33	10	19	20	8 C
5	12	17	8	22 K	11	10	7	15QCC	19	23	19	23	13	15	23	5	11	12	13	9 C	6	5	2	9QCC
6	10	23	18	14	4	4	5	4QCC	16	13	14	15	17	8	10	15 CC	8	8	12	4 CC	9	7	6	11 CC
7	11	13	9	15 K	10	7	4	13QCC	23	27	24	27	16	8	8	16QKK	6	5	2	8QCC	16	10	7	20 KK
8	12	18	18	12	11	10	7	14QCK	16	12	12	17	19	12	8	23	17	20	9	27	6	4	6	5QCK
9	8	12	12	9 CC	10	16	9	17 KK	36	31	24	44	17	20	12	26	20	16	20	16	9	6	7	8 CK
10	5	10	5	10QCC	13	12	10	17 K	19	22	11	31	18	15	15	19	12	11	10	14 C	18	23	26	16
11	9	14	12	12 CC	28	18	16	31	29	28	25	32	43	33	15	61	19	30	29	20	7	6	5	8QCC
12	15	22	11	26	10	6	6	10QC	19	22	13	28	58	64	70	51	12	10	7	15 CK	18	15	3	30 K
13	13	9	14	8 CK	12	11	12	11 CC	32	19	7	44	19	23	13	29	16	12	10	19	17	11	7	22
14	9	9	6	12 CK	17	12	8	22	46	42	33	54	11	16	16	11 K	10	9	13	6 CK	11	16	11	17
15	16	18	17	17	47	66	44	69	44	42	46	40	29	33	21	40	19	10	9	20 K	7	4	6	6 CK
16	9	12	9	11 CK	40	31	21	49	26	30	22	34	11	10	8	13 K	8	6	8	6 CK	5	4	7	2QCC
17	8	12	5	15 KK	42	46	34	55	25	24	14	35	17	13	8	23	5	4	2	6QCK	8	4	3	10 CC
18	21	23	12	31	31	23	22	32	26	37	35	28	25	25	24	26	22	20	20	22	15	9	2	22 KK
19	37	40	26	51	17	23	20	19	22	27	13	36	18	17	14	21	17	19	15	21	10	5	6	9 CK
20	27	24	25	26	13	11	7	17 C	30	28	22	37	25	36	20	41	24	14	10	29	9	7	8	8 CC
21	22	19	23	19	36	39	13	62	17	12	10	19	23	25	24	25	22	22	19	26	15	6	3	18 KK
22	17	29	26	21	52	46	45	53	38	41	16	63	12	12	13	11 K	9	7	6	10 CK	13	4	8	9 CK
23	17	17	22	13	39	39	29	50	61	61	45	78	29	37	28	39	8	8	10	6 CC	14	4	6	12 CC
24	6	7	9	4 CC	23	26	16	34	38	34	34	38	23	19	19	25	10	12	11	12 CC	8	5	5	8QCC
25	8	12	7	13 KC	12	17	8	22	27	26	27	27	14	11	12	13QC	7	4	6	6QCC	10	9	5	15 KK
26	6	7	9	5QCC	53	51	49	55	35	29	23	41	22	18	13	28	12	5	6	11 CC	13	9	10	12 CK
27	7	11	8	11 CC	40	45	42	43	10	12	18	5QK	24	18	25	18	6	6	9	4 CC	17	7	6	19 K
28	4	8	9	3QCC	24	21	17	27	16	8	10	14QCC	12	7	9	11QCK	10	9	9	10 CC	19	10	20	10
29	4	6	3	7QCC					9	12	8	13QCK	13	11	12	12QC	18	10	16	12 C	7	5	6	6 CC
30	9	9	6	12 CC					32	36	17	52	16	21	25	12	7	5	7	6QCC	13	8	5	16 KK
31	13	15	7	22					22	20	18	25					14	8	6	16 KC				
	12.2				24.8				25.9				21.0				12.9				11.2			
		15.5				24.1				25.2				20.1				11.1				8.2		
			13.9				24.5				25.5				20.6				12.0				9.7	

	JULY				AUG.				SEP.				OCT.				NOV.				DEC.			
	N	S		M	N	S		M	N	S		M	N	S		M	N	S		M	N	S		M
1	17	19	26	10 K	13	16	13	17	43	25	19	49	46	41	46	41	41	44	24	61	11	10	14	7 CC
2	6	6	3	9QCC	13	12	17	9 KK	32	33	45	20	18	9	15	12 K	35	30	34	32	8	12	9	11 CC
3	5	4	5	5QCC	10	9	9	10QCK	44	51	33	63	37	30	27	41	26	22	25	22	10	8	10	8 CC
4	4	4	4	4QCC	15	13	14	14Q K	29	30	30	30	30	24	35	20	9	11	9	12 C	10	11	8	12 CC
5	9	7	5	11 CK	12	8	6	14QCK	15	23	22	17	19	13	9	23	11	11	13	9 CK	10	9	6	13 KC
6	18	18	21	16	40	21	19	43	38	20	10	48	33	26	19	40	19	11	11	20 K	7	8	9	7 CK
7	10	12	14	8 KK	20	18	12	26	32	24	24	31	19	19	15	24	7	8	11	3 CK	19	27	22	24
8	7	8	5	10 CC	9	10	11	8QCK	18	9	8	19Q	23	22	12	33	11	11	6	16 CC	4	6	6	4 CK
9	5	3	5	4QCC	24	13	8	29	21	23	23	22	7	6	9	4QC	7	6	6	8QCC	7	12	11	8 CC
10	6	7	6	7QCC	14	8	12	10 C	16	18	20	14	9	7	9	8QCC	5	3	4	4QCC	3	4	4	4QCC
11	10	7	11	6 CC	12	10	15	8 CC	21	24	21	25	9	13	14	9 CC	7	11	6	12 CK	2	3	2	3QCC
12	22	10	6	26 K	13	10	14	9 CC	12	9	7	14QCK	2	2	2	2QCC	12	15	15	12 KK	11	13	7	17 KK
13	8	6	6	9 C	12	8	8	12QCC	16	9	9	17QK	6	4	4	7QCC	7	6	6	8 CC	13	10	10	14 KK
14	20	23	20	24	14	10	13	11 CC	50	34	45	39	14	10	7	17 KK	10	10	7	13 CC	4	4	6	3QCC
15	16	25	22	19	18	8	7	19 KK	17	25	20	22	5	10	10	6QCK	4	4	5	4QCC	3	2	3	2QCC
16	13	14	6	21 K	19	19	16	21	30	25	32	24	13	15	5	24 K	3	3	3	3QCC	3	9	9	3QCK
17	15	11	15	11 K	11	15	14	12 C	21	13	18	16	13	8	8	13 C	3	9	7	5QCC	22	37	36	23
18	22	12	26	9 K	15	18	13	20	27	22	25	24	50	50	50	50	11	10	6	15 CK	22	24	29	17
19	19	11	7	23	20	11	16	16	16	15	14	18Q	35	33	34	34	21	22	19	23	15	21	9	26
20	13	11	18	7 CK	14	12	15	11 K	58	38	23	72	17	20	20	17	21	27	20	28	15	18	13	20
21	14	8	7	16 KK	22	21	33	11	41	35	31	45	7	6	6	7 CK	17	20	13	23	7	14	12	10 KK
22	7	8	9	6 CK	27	23	32	18	19	25	20	24	15	22	9	27	11	10	16	6 KK	7	4	7	4 CC
23	9	9	13	6 KK	18	15	10	23	11	17	19	9Q	38	53	37	53	25	26	9	42	4	12	10	6 CC
24	15	9	15	10 CK	33	36	26	44	17	13	10	19	69	54	56	67	9	14	12	11 C	2	6	5	4 CC
25	21	16	24	13	10	9	13	6 C	29	28	20	39	29	33	40	22	11	11	11	11 CC	10	8	5	13 CC
26	12	18	13	17	28	18	26	20	19	15	19	16	21	21	18	24	12	15	12	16 C	6	7	4	9 CK
27	21	17	18	21	29	13	27	16	30	18	9	40	23	26	25	24	14	19	18	16	32	27	21	37
28	32	31	27	35	22	16	19	19	27	20	29	19	9	7	9	8 CK	9	15	7	17 KK	16	15	19	13
29	17	24	24	17	21	23	27	17	48	35	22	60	10	8	8	10 KK	22	24	13	34	6	16	14	9 CK
30	13	8	8	13 CK	17	24	18	23	26	24	24	27	24	12	17	19	25	20	22	22	10	12	11	11 KC
31	18	20	16	22	17	14	9	23					33	24	17	39					6	6	7	6 CC
	13.7				18.1				27.5				22.0				14.1				9.9			
		12.4				14.7				23.3				20.3				14.9				12.0		
			13.1				16.5				25.4				21.1				14.5				10.9	

ANNUAL MEAN N 17.77 S 16.82 M 17.31

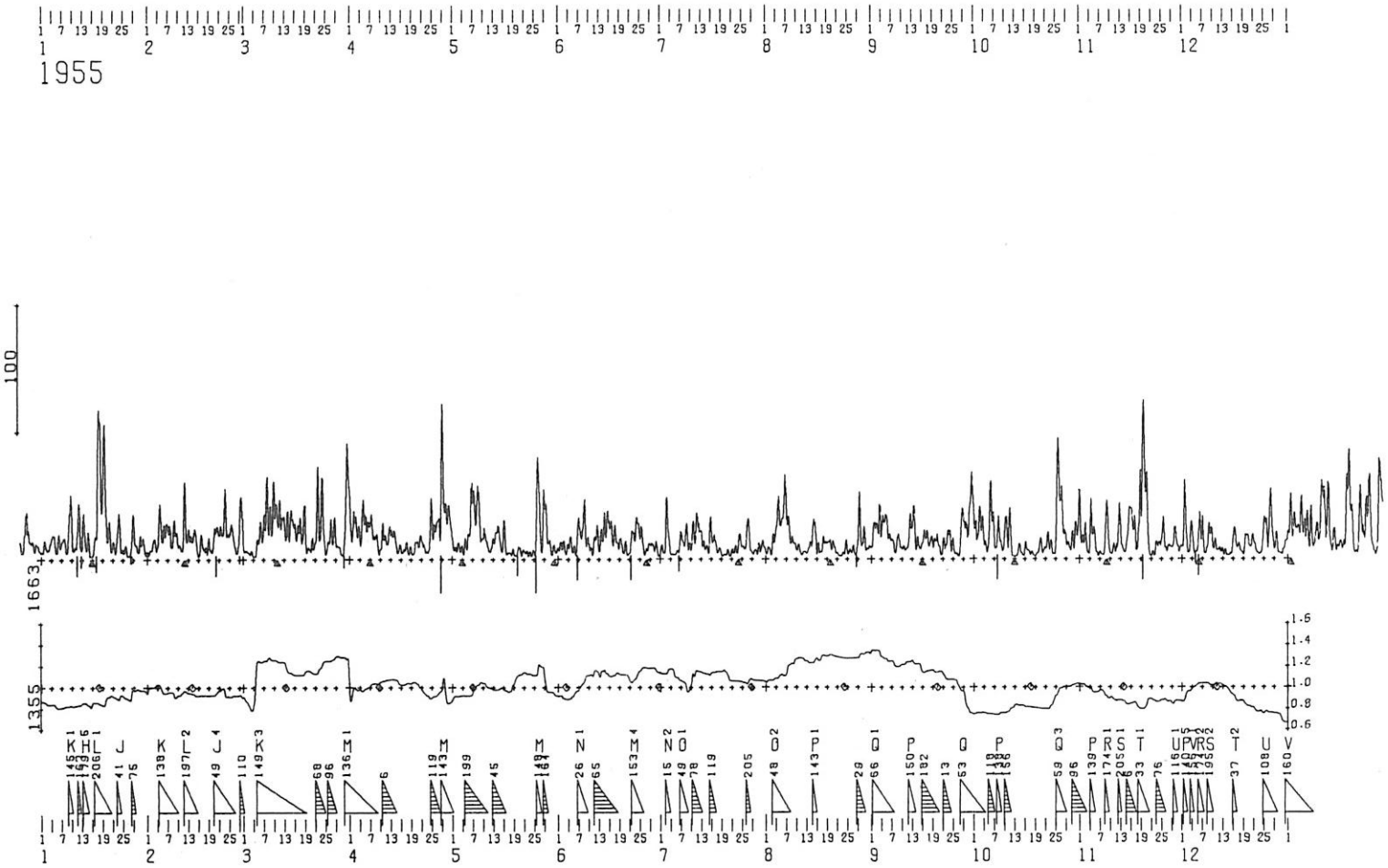
1955
100
1663
1355
1.6
1.4
1.2
1.0
0.8
0.6
1 2 3 4 5 6 7 8 9 10 11 12

	JAN.				FEB.				MAR.				APR.				MAY				JUNE			
	N	S	M		N	S	M		N	S	M		N	S	M		N	S	M		N	S	M	
1	10	10	6	14 CC	6	5	3	8QCC	5	7	6	7QCC	24	22	23	23	10	10	9	10 CC	14	6	6	14 CC
2	7	9	8	8 CC	9	13	7	15QCC	5	5	6	4QCC	26	37	28	35	13	7	6	14 CC	12	11	9	14 KK
3	5	15	7	14 CK	14	9	14	9 K	4	6	7	3QCC	20	18	17	22	12	7	7	12 CC	11	4	4	12 CK
4	22	16	20	19	28	34	25	37	9	3	2	9QCC	25	32	16	41	11	10	4	18 CC	13	14	12	16 K
5	12	7	5	14 KK	23	18	13	28	22	14	14	23	30	29	27	32	14	14	8	21	7	8	5	10QCC
6	14	11	13	12 KK	21	25	17	29	18	22	21	20	29	25	30	25	43	47	29	61	15	18	5	29
7	11	20	14	18 K	20	21	20	22	54	43	36	61	27	24	36	17	40	42	55	27	24	17	23	18
8	7	9	5	12 C	24	16	10	31	34	28	21	42	20	15	15	20	46	56	48	53	41	32	25	48
9	34	41	37	38	15	19	20	14	41	39	19	62	10	6	8	8 CK	14	15	14	16	12	16	10	18
10	5	9	7	7QC	10	10	11	9QCC	32	42	34	40	14	21	11	24	22	18	25	15	7	7	7	8QCK
11	28	21	9	40	27	39	7	59	26	35	33	29	15	14	18	11	9	6	10	6 CC	14	11	7	18 K
12	17	17	28	6	23	15	18	20	41	27	34	34	19	22	18	24	14	10	9	15 KK	19	16	22	14
13	22	29	34	17	15	18	17	17	28	24	15	37	23	19	20	23	22	11	12	21	15	16	7	24
14	12	14	6	20 KK	23	16	15	25	29	23	17	35	12	11	16	7 CK	23	22	27	18	22	27	21	28
15	2	2	2	2QCK	11	8	16	3 CK	30	27	32	26	10	8	7	11 CC	12	6	8	11 C	28	33	33	28
16	13	12	7	18 K	10	15	5	20 KK	22	20	18	25	7	5	4	9QCC	17	18	30	5 K	23	28	28	23
17	63	85	30	118	10	7	10	7 CK	19	27	23	24	7	12	9	11QCC	6	5	6	5QCC	19	20	18	21
18	63	68	83	48	13	9	8	14 KK	29	32	18	43	6	8	4	11QCC	10	2	3	9 CC	10	10	13	7 C
19	58	93	104	47	8	5	7	7QCK	12	7	9	10 C	6	3	4	6QCC	3	3	3	3QCC	15	13	17	11 K
20	26	15	13	29	15	21	11	24	12	7	7	11 CK	12	17	14	15 C	9	10	9	10 CC	11	8	4	15 KK
21	16	7	14	10 K	22	23	26	20	17	9	12	14 K	16	14	10	20	6	5	2	8QCC	4	4	3	5QCK
22	8	9	12	5 CK	26	19	26	18	44	43	30	58	17	7	14	10 CK	8	5	6	8 CC	20	12	11	21
23	29	26	20	37	38	37	24	52	37	42	14	64	5	5	5	5QCC	7	2	2	7QCC	27	18	18	28
24	5	9	6	8QC	19	17	18	20	15	18	24	9	29	29	10	49	7	3	3	7QCC	29	19	28	21
25	6	10	5	12QCC	20	30	26	24	13	10	8	15 CK	18	23	16	27	44	26	3	68	17	22	27	13
26	2	4	2	4QCC	11	11	14	9 KK	18	23	19	23	35	24	29	31	40	46	66	20	7	5	4	8QCC
27	24	20	9	35	8	10	4	13QC	15	29	23	21	61	58	20	100	33	27	5	56	11	8	7	12 CC
28	11	13	14	11 K	40	40	49	31	10	11	12	9 CK	54	47	65	36	25	37	41	21	14	11	13	13 CC
29	13	9	6	16 KK					4	4	6	3QCC	34	42	33	43	10	13	12	11 CK	12	6	6	13 CC
30	13	14	11	18 K					35	17	9	44	23	27	31	19	7	7	3	12 KK	5	3	4	4QCC
31	9	3	6	6 CC					62	77	83	57					10	4	6	9 CC				
	18.3				18.2				23.9				21.1				17.6				15.9			
		20.2				18.2				23.3				20.9				15.9				14.1		
			19.3				18.2				23.6				21.1				16.7				15.1	

	JULY				AUG.				SEP.				OCT.				NOV.				DEC.			
	N	S	M		N	S	M		N	S	M		N	S	M		N	S	M		N	S	M	
1	7	10	11	6 CC	9	5	5	10QCC	18	20	11	27	19	24	29	15	20	22	25	17	37	36	11	62
2	37	19	7	49	10	6	7	10 CK	27	24	28	24	30	29	21	39	17	22	15	24	15	9	20	5 K
3	15	14	23	7	22	16	18	21	28	33	44	17	23	26	28	22	4	6	6	3QC	18	21	9	30
4	4	3	4	4QCC	41	37	35	42	33	29	35	28	8	11	15	5 C	35	31	48	18	8	12	16	3 K
5	6	5	4	7QCC	33	25	26	32	27	30	34	23	46	25	13	59	15	13	23	6 K	14	12	6	21 K
6	15	8	5	18 KK	49	52	45	57	17	17	21	14	29	30	29	30	7	3	4	6QCC	21	34	32	23
7	18	10	16	13	26	29	26	29	9	12	16	6 CC	13	12	8	17 K	3	4	4	3QCC	10	10	16	4 KK
8	21	19	17	24	13	14	12	16	14	14	10	19 K	17	24	26	15	26	24	10	42	17	15	9	23
9	8	12	10	11 K	12	10	13	10 CC	12	11	13	9 CK	12	9	6	14 K	18	16	27	6	16	26	19	24
10	19	20	14	26	9	10	10	10 CC	7	9	9	7 CC	27	26	33	20	9	4	4	9 CC	11	13	8	17 K
11	26	25	20	31	4	4	4	4QCC	12	10	9	13QC	17	34	29	22	12	9	8	12 C	5	10	7	8 CC
12	22	29	29	21	5	6	6	5 CC	32	24	33	24	2	2	2	2QCK	26	32	25	33	8	7	6	9 CC
13	17	9	11	15 K	8	10	8	11 CC	28	36	42	21	4	4	3	5QCC	7	11	11	8 C	5	5	3	7QCC
14	7	10	9	9 CC	22	16	12	26	9	15	14	10 KK	7	10	12	5 CC	10	11	6	16 C	2	4	3	4QCC
15	23	17	6	34	15	23	28	11	11	8	8	11QCK	6	3	3	6 CC	31	40	31	40	9	7	5	12 CK
16	19	13	12	20	9	10	12	6 KK	17	19	18	19	9	8	10	8 CC	30	30	37	24	15	24	24	14
17	7	10	12	5 CK	14	10	6	19 KK	19	14	23	11	6	4	5	6 CC	16	17	25	9	6	14	11	10 CC
18	7	8	9	6 CC	10	14	12	12 C	17	14	14	17 K	3	3	4	2QCC	48	47	26	68	3	7	6	4QCC
19	3	3	2	4QCC	17	13	14	16 C	10	16	13	13 K	4	5	4	6QCC	72	96	43	125	12	16	11	18 K
20	7	5	3	9 CC	10	8	7	12 CC	18	12	20	10 K	6	18	13	11 CC	76	50	58	68	15	13	19	10
21	7	3	3	7QCC	8	7	10	5 CC	5	4	4	4QCK	7	9	6	10 CC	10	6	14	2 K	10	20	10	20 K
22	8	4	5	8 CC	3	3	3	3QCC	19	10	17	12 K	10	18	9	19 K	3	5	4	4QCK	7	11	11	7 CK
23	12	5	8	10 CK	4	5	3	6QCC	14	24	20	19	8	13	11	11 KK	8	14	12	11QKK	4	5	4	5QCC
24	17	12	20	10 K	10	9	11	7 KC	15	12	13	16 K	3	5	5	4QC	8	14	13	10 C	10	15	6	19 K
25	11	8	11	8 CK	7	6	6	7QCC	6	5	6	5QCK	65	74	62	78	21	26	23	24	31	29	30	30
26	32	20	19	32	9	6	6	10 CC	3	2	3	3QCK	52	45	48	49	9	9	10	8 CK	33	26	17	43
27	10	7	11	6 CK	8	6	3	11 C	33	35	30	38	22	17	20	20	10	11	12	9 CC	29	23	36	15
28	7	4	4	8QCC	27	36	46	18	26	29	29	26	10	13	11	12 CK	17	17	9	25	9	21	9	21 K
29	12	6	6	13 CC	20	18	12	26	28	33	20	41	15	14	6	22 K	9	16	16	10 C	3	6	5	4QCK
30	11	7	6	13 CK	7	6	6	7 CK	65	45	64	47	19	19	8	30	6	9	5	10 CC	4	8	4	8 CC
31	10	10	12	8 CC	9	11	11	9 CC					36	36	18	55					12	18	15	16
	13.7				14.5				19.4				17.3				19.4				12.8			
		10.7				13.9				18.8				18.4				20.5				15.4		
			12.3				14.3				19.1				17.8				19.9				14.1	

ANNUAL MEAN N 17.68 S 17.53 M 17.62

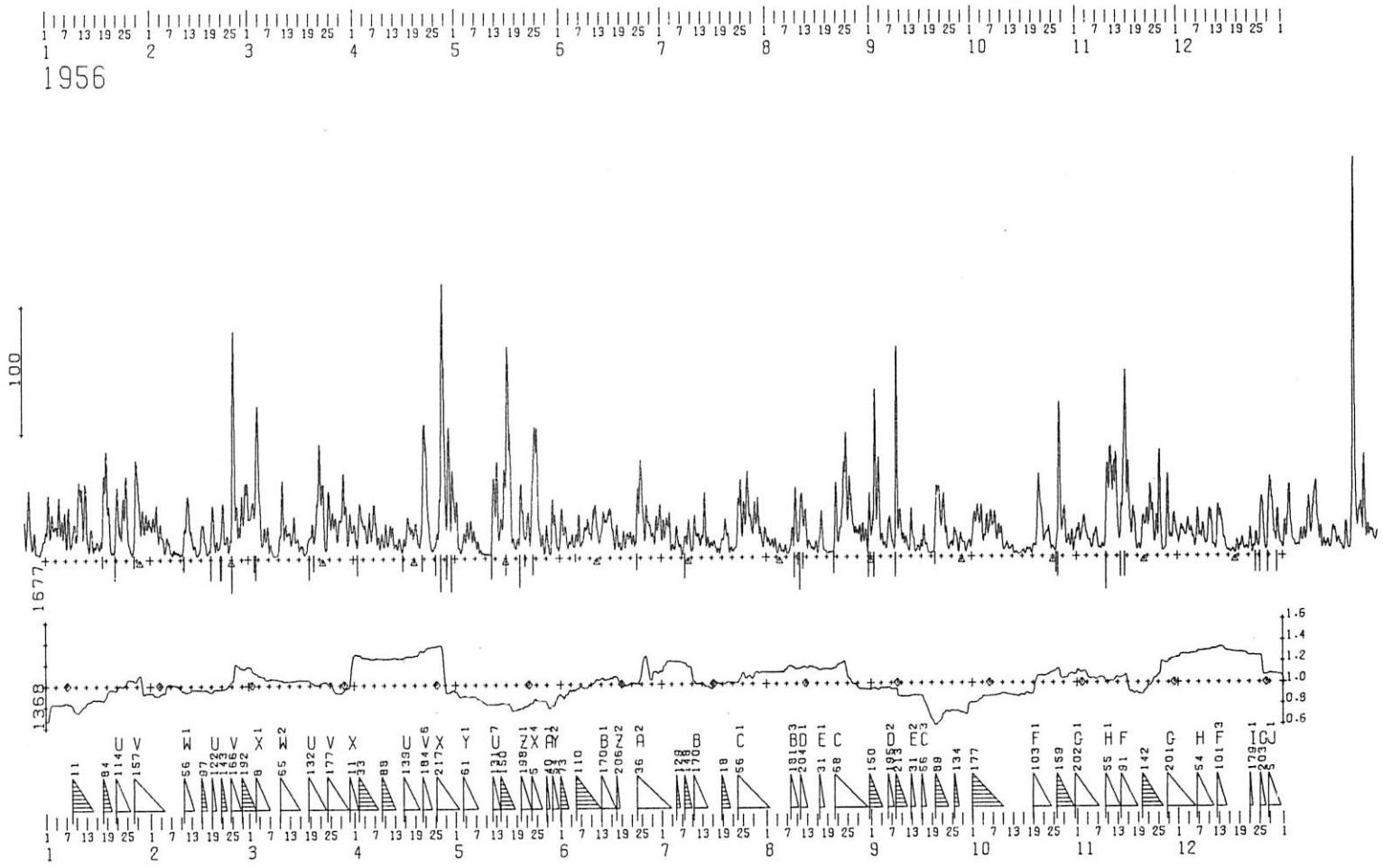
1956
100
1677
1368
1.6
1.4
1.2
1.0
0.8
0.6

	JAN.				FEB.				MAR.				APR.				MAY				JUNE			
	N	S		M	N	S		M	N	S		M	N	S		M	N	S		M	N	S		M
1	41	34	23	52	29	28	25	32	32	36	32	35	22	20	26	16	28	40	39	28	30	32	32	30
2	27	25	17	35	35	30	26	40	37	41	45	33	26	32	13	45	6	7	8	4QCK	21	19	19	21
3	23	27	24	26	25	21	21	25	90	116	91	115	26	32	32	26	18	14	13	19 K	16	8	10	14QK
4	32	32	23	41	18	17	19	18	31	36	47	21	18	26	26	19	22	18	15	25	15	14	13	16 K
5	27	28	29	26	11	6	5	13 CK	15	22	11	26	21	29	12	37	25	25	21	29	19	9	9	19
6	30	27	19	37	13	13	17	10 KK	23	17	14	26	24	19	14	30	15	18	18	15	28	19	14	33
7	23	27	9	41	6	6	6	6QCC	8	9	8	9QCK	29	36	43	22	13	14	13	14 KK	14	8	10	12QC
8	11	13	12	11QK	4	6	4	6QCC	3	3	4	2QCC	15	11	17	10 K	6	4	5	6QCC	29	21	25	25
9	20	28	23	25	4	5	6	3QCC	3	4	3	4QCK	14	16	17	14	4	4	5	3QCC	27	19	26	19
10	36	35	18	52	5	8	5	9QCK	29	30	18	40	15	22	16	21	4	3	4	4QCC	32	16	17	32
11	52	49	57	45	34	28	23	40	38	30	43	25	19	14	10	24	9	4	3	10QK	37	34	39	32
12	37	43	23	58	36	37	49	24	18	20	19	21	17	21	22	17	46	63	55	53	17	16	21	12
13	15	12	18	9 K	10	15	16	10 C	18	16	21	13	9	13	11	10QCK	37	60	72	26	33	24	20	37
14	15	24	21	18 K	4	10	11	3QCC	20	29	21	28	14	12	12	14QKC	21	27	21	28	31	24	28	28
15	5	11	7	9QCC	7	6	5	9 CK	10	17	14	14	10	9	6	13QCK	49	48	37	60	40	36	36	40
16	11	13	15	10QCC	28	23	26	25	11	8	8	11 CC	20	16	11	25	131	127	104	154	21	28	29	21
17	9	15	11	13 K	9	9	14	4 CK	4	6	6	4QCC	30	24	28	26	48	63	87	23	20	12	7	26
18	67	77	66	78	5	8	7	6 CK	10	11	5	16QCK	26	17	23	20	15	11	17	9 C	14	9	11	12QK
19	44	42	43	42	26	39	37	28	21	23	18	27	18	24	24	19	13	13	14	12 K	16	12	7	21Q K
20	5	8	9	5QC	7	13	6	15 K	22	15	14	22	16	11	12	15 K	38	46	45	40	18	7	7	18QK
21	17	15	5	27	11	12	8	15 C	52	59	44	68	75	66	35	107	25	16	25	16	22	15	17	20
22	34	43	55	23	26	37	41	22	62	64	69	58	66	67	92	42	24	33	27	29	18	10	11	18
23	30	30	18	42	13	19	13	19	27	19	40	7	20	21	28	12	37	32	15	54	29	22	13	38
24	53	41	32	62	12	11	7	17 C	31	41	24	49	7	5	6	7QCC	95	88	84	99	59	49	38	70
25	25	17	31	11	111	147	147	112	29	38	31	35	19	11	12	18Q	55	60	88	26	50	35	56	29
26	4	5	6	4QCK	22	34	32	25	29	29	24	33	44	64	40	69	19	12	17	15	29	27	19	37
27	41	53	18	76	32	25	26	31	19	22	13	28	159	159	218	100	14	7	9	13 K	27	26	29	24
28	54	52	63	44	41	39	35	45	41	37	31	47	60	40	43	57	12	17	20	10 K	18	14	17	16
29	29	30	20	40	58	56	56	57	58	42	57	43	56	57	92	21	34	15	3	46	24	27	28	23
30	33	23	21	36					18	18	11	25	67	47	70	44	32	21	27	26	34	32	27	39
31	26	26	26	27					24	26	29	21					12	5	8	9 C				
	28.3				22.2				26.9				32.0				29.2				26.2			
		29.2				24.5				28.4				31.3				29.4				20.7		
			28.7				23.3				27.6				31.7				29.3				23.5	

	JULY				AUG.				SEP.				OCT.				NOV.				DEC.			
	N	S		M	N	S		M	N	S		M	N	S		M	N	S		M	N	S		M
1	20	24	14	30	19	11	16	14	26	23	21	28	27	28	20	36	24	21	19	26	12	19	10	21
2	25	24	21	29	14	11	10	15 CC	81	81	133	29	36	34	28	42	17	23	17	23	21	22	25	19
3	19	27	31	15	11	10	8	14 KC	50	57	79	29	35	32	26	42	26	26	33	20	20	22	18	25
4	7	10	11	7 CK	8	4	4	8QCC	11	14	17	9 K	17	14	15	18	14	15	16	13	23	21	24	20
5	18	17	16	19 K	10	3	8	5QCC	12	6	12	6 CK	19	31	32	18	11	8	9	11QCK	12	20	18	15
6	11	7	9	10 CK	10	4	4	11 CC	26	30	27	29	29	32	26	35	19	19	16	23	26	22	10	38
7	8	4	2	10QCK	4	3	3	4QCC	12	11	14	10 C	29	32	26	36	12	7	12	7QCK	15	20	16	20
8	23	12	18	18	21	13	10	24	119	59	20	159	22	17	17	23	7	10	7	10QCC	13	27	24	16
9	15	18	26	7	40	34	25	50	25	36	24	37	23	18	18	24	26	34	9	50	11	13	10	15 C
10	29	8	7	30	17	10	12	15 K	16	15	15	17	7	7	7	7 CK	65	79	58	87	32	42	37	36
11	22	15	19	19	50	42	49	43	10	15	14	12 CK	10	9	10	10 CC	69	71	72	68	6	13	10	10QC
12	13	11	14	11 K	30	34	26	38	15	13	5	24	7	8	6	9 CC	62	74	58	79	23	24	7	40
13	42	25	17	51	13	7	6	14 C	19	19	23	15	4	4	5	3QCC	22	19	24	16	29	36	31	34
14	21	10	15	17	8	8	8	8 CC	6	3	4	6QCC	3	3	3	2QCC	60	54	42	72	15	24	24	15
15	10	10	8	12 CK	10	9	6	13 CC	14	5	9	10 KC	3	3	2	4QCC	84	113	134	63	4	7	7	5QCC
16	14	8	9	13 CC	10	7	3	14 K	18	15	8	26 K	3	5	6	2 CC	50	56	76	31	3	5	5	4QCC
17	8	7	7	7QCC	28	23	32	19	8	9	9	8QCK	5	7	6	5QCC	25	34	19	40	3	5	6	3QCC
18	8	7	3	12QCC	5	4	6	4 CK	3	2	3	3QCC	5	4	7	2 CC	23	21	33	11	5	12	7	11 CC
19	25	15	15	26	4	3	3	4QCC	4	4	4	4QCK	8	12	11	10 CK	6	10	8	8QCC	7	11	8	11 CC
20	21	17	20	20	4	4	3	4QCC	47	41	37	51	44	44	23	66	18	24	10	32	5	12	12	5 CC
21	7	5	4	9QCK	35	38	16	58	51	34	56	29	37	37	41	33	33	30	27	37	5	8	9	5QCC
22	9	3	5	7QCC	21	12	12	21	33	46	42	37	16	13	12	18	38	44	24	58	9	19	14	14 K
23	25	31	9	47	42	39	25	55	15	19	25	10	26	19	20	25	32	36	36	32	4	11	8	8 CK
24	31	48	57	22	73	88	71	90	10	8	6	12 CC	10	8	11	8 CK	24	22	12	34	13	13	19	8 K
25	31	34	39	26	46	47	32	61	17	15	8	23	5	6	7	4QCC	39	64	19	85	32	44	28	48
26	58	56	61	53	34	36	45	25	14	12	18	9 C	67	69	17	120	7	10	12	5QK	18	17	28	7
27	25	30	32	22	21	18	21	19	12	13	8	17 KK	42	27	44	25	25	23	8	40	21	26	7	40
28	34	34	29	39	24	21	20	25	11	12	12	11 CC	21	33	35	19	20	36	41	16	32	74	59	47
29	33	28	28	33	21	17	11	27	8	6	4	11QCC	13	14	12	16	23	26	17	33	17	27	28	17
30	17	21	25	13	17	15	17	15	12	9	13	9 CK	12	15	9	18 KK	19	26	27	19	21	32	35	18
31	17	15	10	22	31	28	21	38					12	12	9	15 K					7	12	11	9 CK
	20.8				21.9				23.6				19.3				30.0				15.0			
		18.8				19.4				21.1				19.3				34.5				21.4		
			19.8				20.7				22.4				19.3				32.3				18.2	

ANNUAL MEAN N 24.61 S 24.83 M 24.75

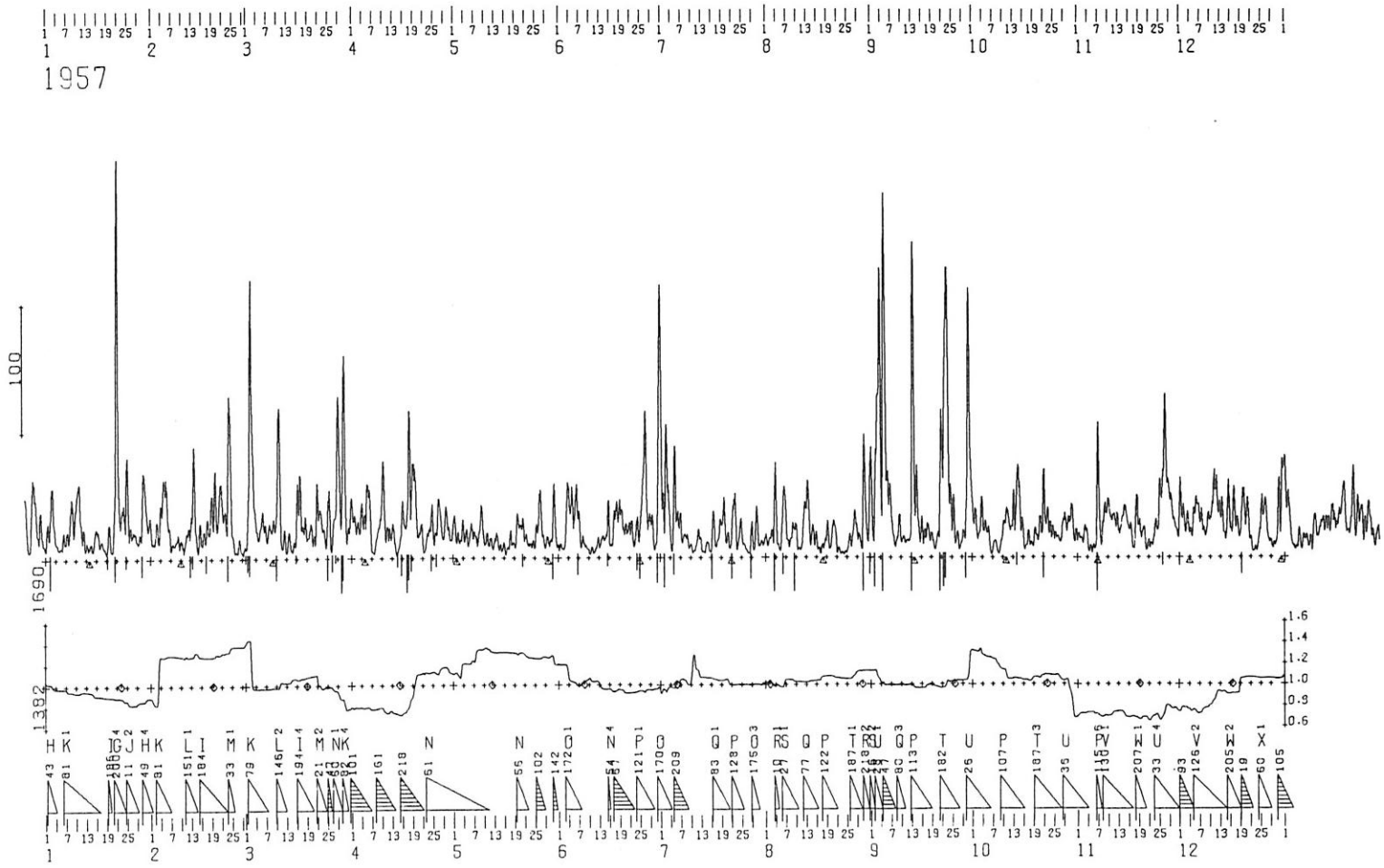
1957
100
1690
1382
1.6
1.4
1.2
1.0
0.9
0.6
1 2 3 4 5 6 7 8 9 10 11 12

	JAN.				FEB.				MAR.				APR.				MAY				JUNE			
	N	S		M	N	S		M	N	S		M	N	S		M	N	S		M	N	S		M
1	14	23	17	21	16	8	13	12 C	36	25	9	53	36	31	35	33	28	20	34	14	13	4	5	12QCC
2	39	47	30	56	22	21	13	30	163	148	198	115	24	27	23	27	19	13	19	13	11	5	7	10QC
3	19	25	29	15	26	21	13	35	36	36	42	30	30	26	20	38	27	19	15	31	52	38	33	57
4	10	8	11	7 CC	41	56	34	63	19	17	22	15	36	26	28	34	18	17	13	22	48	34	40	43
5	9	8	9	8QCK	54	49	50	53	32	26	24	34	53	40	37	57	19	7	12	15 C	44	30	37	38
6	12	19	19	12	14	24	22	16	27	22	25	25	36	28	50	15	29	14	28	15	48	40	58	31
7	15	17	20	12	12	8	11	10QCK	21	16	13	25Q	6	4	6	4QCK	21	15	20	17	20	14	25	10
8	35	44	35	44	17	10	12	15 C	30	17	23	25	19	18	16	22	23	16	15	24	14	11	14	11 CC
9	28	27	18	38	19	10	15	14	36	17	26	28	33	31	25	39	33	28	41	20	9	5	9	6QCC
10	50	59	49	60	10	8	14	4QCC	81	107	77	111	59	49	77	31	22	9	11	21	9	3	4	8QCC
11	24	20	28	16	19	14	14	20	14	9	15	8QC	20	20	19	21	16	10	10	16 K	6	3	4	5QCC
12	16	13	22	7	28	21	25	25	15	14	24	6Q K	22	17	22	18	11	7	10	8QCK	15	10	8	17 KK
13	9	11	11	9QCC	69	48	38	81	14	16	9	22Q K	20	18	25	13Q	21	13	17	18 K	17	8	11	15 C
14	6	11	11	6QCC	13	15	20	9	6	6	7	6QCK	7	3	3	7QCC	15	5	10	11 CC	20	11	15	16
15	17	16	10	24	20	18	16	23	22	15	14	24	25	24	14	36	13	6	6	14QCC	34	28	18	45
16	14	21	20	15	16	15	11	21	66	49	49	67	33	23	33	24	7	4	3	8QCC	12	7	10	10 C
17	11	13	14	11 CK	18	29	15	32	25	23	23	26	78	41	33	86	19	9	8	21 K	45	21	32	35
18	4	9	8	6QCC	40	24	19	45	25	23	28	20	64	59	67	57	16	7	11	13 CK	46	31	39	38
19	14	21	9	27 K	50	36	29	57	22	17	17	23	76	61	76	62	29	15	9	36	38	31	33	36
20	7	6	8	6QC	30	32	35	27	25	16	26	16	23	21	28	17	29	20	25	25	31	17	21	28
21	149	111	34	226	55	52	48	60	44	26	11	60	25	24	21	28	26	23	30	19	27	18	21	25
22	96	93	158	31	45	24	33	37	34	34	31	37	7	4	4	8QC	20	9	17	12	27	20	24	23
23	31	39	34	36	56	46	24	79	29	19	27	22	26	14	17	23	15	10	13	12 CC	18	9	9	18 K
24	51	48	31	68	77	72	115	35	24	11	15	21	36	28	22	43	12	9	13	8QC	29	16	33	13
25	35	25	42	18	15	7	18	5 C	40	33	47	27	19	13	11	21Q	22	22	24	20	62	36	36	62
26	21	18	20	20	8	3	6	5QCC	23	17	9	31	40	34	28	46	48	40	51	38	95	81	83	94
27	17	17	21	14	15	6	16	5QCC	74	61	34	101	32	16	33	17	15	13	17	12	34	22	22	35
28	16	14	11	20	7	5	3	10QCC	69	52	93	28	30	28	18	41	18	12	13	17 K	34	19	26	28
29	35	46	14	68					109	108	56	161	21	23	25	20	15	8	10	14QC	13	5	6	13 C
30	38	47	53	33					37	21	39	19	23	12	14	21	40	44	36	48	161	127	73	214
31	26	28	22	33					38	26	20	45					19	6	14	11 C				
	28.0				29.1				39.9				32.0				21.4				34.5			
		29.2				24.4				33.2				25.5				14.5				23.4		
			28.7				26.8				36.7				28.8				18.1				29.1	

	JULY				AUG.				SEP.				OCT.				NOV.				DEC.			
	N	S		M	N	S		M	N	S		M	N	S		M	N	S		M	N	S		M
1	97	32	77	52	17	8	15	10 C	42	26	55	13	33	34	28	39	16	17	19	15	41	54	64	32
2	51	68	21	99	24	13	16	21	109	82	66	125	23	16	22	18	18	14	16	17	24	34	36	22
3	48	41	58	31	52	22	15	60	161	157	137	181	36	34	22	48	17	26	22	20	22	36	32	26
4	21	13	5	29	25	16	29	12	173	146	32	287	26	24	21	29	10	6	5	10QCK	21	18	24	16
5	54	66	89	32	20	9	5	24	116	86	137	65	25	16	19	23	7	7	4	11QCC	43	39	38	45
6	34	25	26	35	52	47	51	48	50	45	41	55	5	5	7	4QCK	40	35	8	68	42	37	41	37
7	17	13	14	16	14	12	14	12 C	22	23	29	16	13	12	12	13QCC	44	40	67	18	29	31	31	29
8	22	12	19	16	18	12	14	16	17	7	8	17QK	5	5	8	3QCC	33	24	21	36	19	22	22	19
9	15	7	11	11 CC	35	15	22	28	19	30	32	17	15	12	10	17	42	34	35	41	32	30	32	31
10	8	4	7	5QCC	19	7	19	8 K	17	13	15	16	32	29	29	32	40	30	40	31	33	42	31	45
11	15	5	6	14QCK	10	6	6	11QC	13	11	11	13QC	29	36	36	29	31	37	34	35	59	66	63	62
12	23	16	22	17	38	33	33	39	22	11	14	19	25	23	24	24	29	29	24	34	48	37	41	45
13	7	4	5	5QCC	52	51	62	42	177	148	248	79	55	29	47	38	20	24	19	25	28	41	30	39
14	12	6	5	13 CC	21	10	9	22	39	63	57	45	71	57	68	60	36	37	32	41	20	17	20	18
15	9	4	10	4QCK	26	9	16	17	23	18	20	21	25	25	22	28	30	30	34	26	43	41	41	43
16	32	20	21	32	14	4	10	9 CK	27	14	22	20	9	7	7	10QC	23	22	22	23	25	30	23	32
17	16	6	9	14 C	10	4	3	11QCC	21	19	15	26	15	15	16	14 K	9	9	8	12QC	33	43	51	25
18	27	17	16	28	13	11	12	13 C	21	18	19	20	11	11	13	9QC	36	43	43	37	19	25	28	16
19	42	33	27	48	23	13	29	7	10	10	13	7QCK	19	19	21	17	23	23	27	19	40	44	34	50
20	25	8	14	20	20	15	10	26	18	11	11	18Q	25	20	13	32	23	21	20	24	29	45	39	35
21	14	5	8	11 C	25	19	27	18	86	69	53	103	41	41	21	61	8	8	5	11QCK	18	35	39	14
22	44	32	35	41	9	3	5	7QCK	130	105	62	173	34	28	36	27	13	8	10	12QCC	9	9	14	4QCC
23	22	15	30	8	5	2	3	4QCC	180	187	227	140	34	27	35	27	14	18	12	21	6	8	8	6QCC
24	26	23	17	32	6	2	3	5QCC	34	48	41	42	19	18	15	23	22	28	27	24	17	18	12	24
25	15	8	13	11 C	17	8	8	18 KC	28	34	45	18	22	12	20	15	46	62	63	46	31	45	43	34
26	6	5	7	5QCC	14	13	8	20	15	16	16	16	19	10	17	12	91	105	68	128	33	43	44	32
27	16	8	4	21 KK	36	28	38	27	9	10	7	13QC	20	25	15	31	54	72	67	60	14	14	14	15Q
28	14	8	15	7 K	16	15	14	18	19	16	21	14	27	27	34	20	42	45	44	43	8	12	9	12QCC
29	27	29	33	23	36	29	7	58	129	132	49	212	33	32	33	32	27	29	31	25	12	13	9	16QC
30	13	9	9	13 C	45	45	70	21	71	61	79	53	28	30	39	19	21	15	21	16	24	55	60	19
31	18	7	9	16 CC	55	30	12	74					15	20	14	21					71	83	78	75
	25.5				24.8				59.9				25.5				28.9				28.8			
		17.7				16.6				53.9				22.4				30.1				34.4		
			21.7				20.7				57.0				24.0				29.5				31.7	

ANNUAL MEAN N 31.53 S 27.11 M 29.39

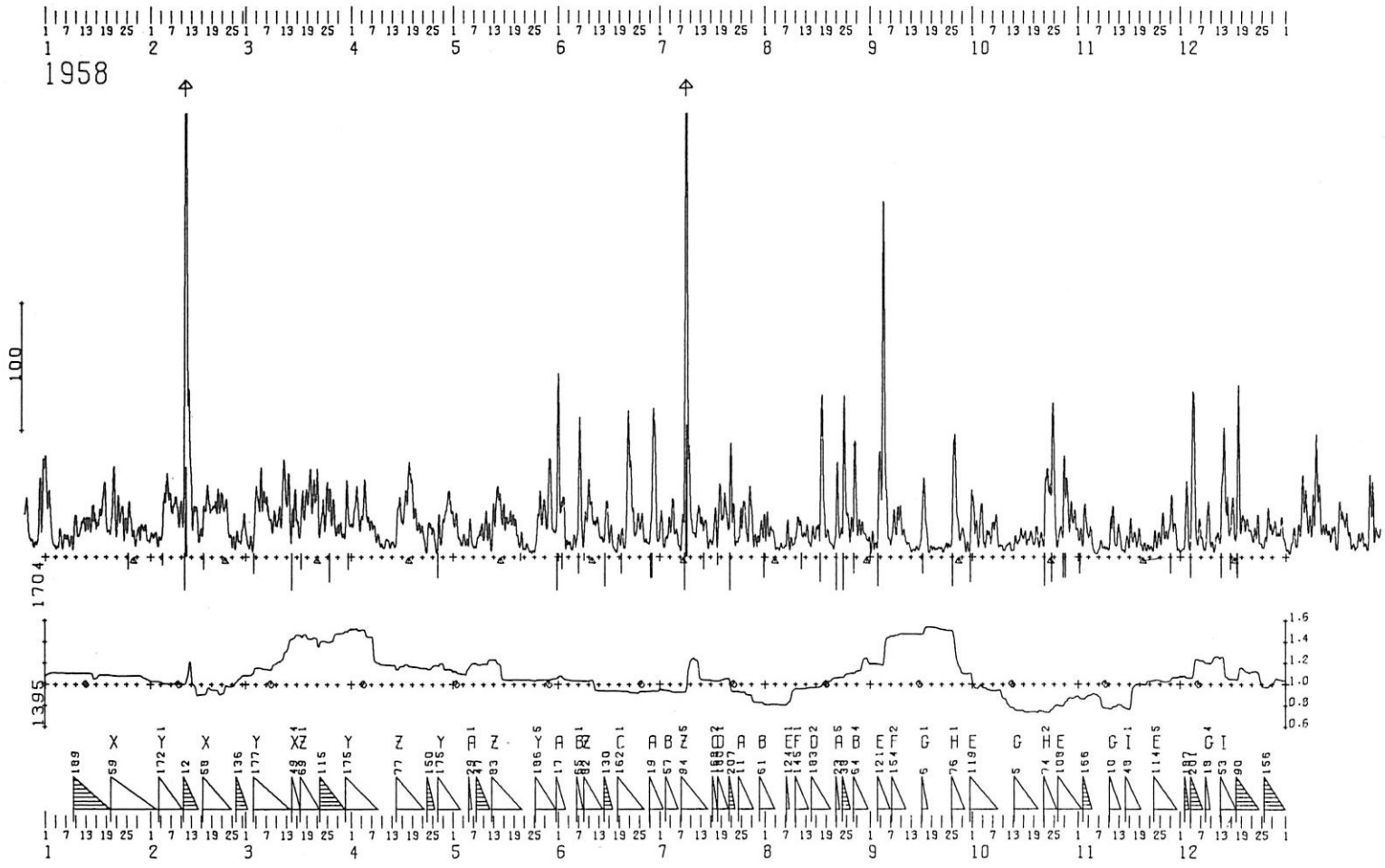
1958
100
1704
1395
1.6
1.4
1.2
1.0
0.8
0.6

	JAN.				FEB.				MAR.				APR.				MAY				JUNE			
	N	S		M	N	S		M	N	S		M	N	S		M	N	S		M	N	S		M
1	61	37	55	43	16	18	18	17	15	9	16	9QK	33	28	24	38	38	21	24	36	68	35	67	36
2	27	34	42	19	14	18	20	13	12	11	15	7QCK	54	38	48	44	23	11	21	13	41	35	48	29
3	10	7	10	8QCC	11	14	11	16QK	35	27	15	47	38	18	27	30	16	7	10	13 CC	11	8	8	12QC
4	9	9	9	9QCK	31	31	17	45	45	44	48	41	52	39	29	62	19	10	17	12 C	12	6	13	5QCC
5	12	19	22	9Q K	56	56	44	67	44	59	67	36	36	30	40	27	25	11	10	27	18	6	9	17 KK
6	13	15	13	16	43	50	44	49	50	49	53	47	34	22	27	30	19	6	17	8 K	29	11	14	26
7	11	17	17	12Q	42	36	34	43	35	32	36	31	26	21	22	26	14	4	9	9QCC	69	75	111	33
8	11	13	10	14QKK	45	42	48	39	28	21	31	19	22	8	11	19	21	15	15	22	25	10	8	29
9	22	25	13	34	32	32	23	41	33	29	38	25	16	6	11	12 CC	21	17	25	13	54	32	31	55
10	20	16	21	16	46	34	29	51	31	37	30	38	10	5	7	9QCC	38	21	27	32	38	47	41	45
11	28	23	24	27	276	320	422	175	47	34	23	58	18	11	15	14Q C	19	16	18	17	32	21	26	28
12	24	30	32	22	76	118	128	67	61	54	72	43	10	7	7	11QCC	28	21	7	43	31	23	30	25
13	32	30	31	32	33	28	21	41	43	61	53	51	10	8	10	8QCK	40	35	24	51	21	10	15	16
14	30	30	20	41	38	33	41	30	31	18	11	39	33	28	22	39	48	50	48	51	32	11	11	32
15	24	35	28	31	22	12	12	23Q	29	49	50	29	41	32	46	27	43	25	27	41	31	30	44	17
16	20	38	24	34	28	26	19	36	27	16	29	15Q	42	34	31	45	26	27	21	33	22	14	20	16
17	36	41	32	45	40	56	39	56	43	36	37	42	64	49	46	67	36	28	29	36	9	4	8	5QCC
18	50	43	57	37	38	41	41	38	41	45	32	55	62	64	65	62	36	23	27	33	16	7	4	19QKC
19	20	22	21	22	40	41	41	39	62	50	45	69	34	36	30	39	26	21	29	18	20	11	9	23
20	32	41	25	48	45	45	36	55	64	34	43	55	29	20	21	29	12	8	10	11QC	13	7	7	14QC
21	43	31	59	16	45	41	34	51	52	47	43	57	24	20	19	26	15	9	17	7 KK	85	76	67	94
22	30	40	40	30	40	37	38	39	44	20	42	22	10	11	15	6QCK	11	5	6	11QCC	55	60	77	39
23	32	45	38	39	35	33	46	22	43	28	36	36	21	13	6	28	7	4	6	5QCC	22	17	22	18
24	17	24	17	24	14	14	16	12Q	48	33	25	57	26	16	24	19	5	4	4	5QCC	30	30	31	29
25	30	39	28	41	11	9	15	5QCK	50	42	39	53	21	8	21	9 K	29	8	10	27	38	18	27	29
26	26	22	29	19	15	16	21	11Q K	38	32	27	43	26	12	4	35	48	33	34	48	18	8	12	14 C
27	15	13	12	17	23	11	13	21	25	18	22	22	21	13	10	25	40	33	27	46	16	8	12	12 C
28	14	20	21	13	21	30	27	24	29	18	20	28Q	35	32	29	38	33	19	27	26	76	36	28	84
29	29	20	27	23					26	9	16	19Q	45	50	43	53	64	72	78	58	85	75	106	53
30	17	23	25	15					44	41	30	55	42	32	38	36	23	20	22	22	18	10	12	16
31	14	12	13	14 C					30	23	28	26					92	56	23	125				
	24.6				42.0				38.9				31.2				29.5				34.5			
		26.3				44.3				33.1				23.8				20.7				24.7		
			25.5				43.2				36.1				27.6				25.2				29.7	

	JULY				AUG.				SEP.				OCT.				NOV.				DEC.			
	N	S		M	N	S		M	N	S		M	N	S		M	N	S		M	N	S		M
1	29	26	38	18	31	18	23	27	15	9	8	16 KK	31	31	40	23	15	19	13	22	5	7	6	7QC
2	15	7	8	15QC	22	17	17	23	9	9	10	9 C	21	9	21	10	28	21	9	41	37	41	18	60
3	28	20	19	29	17	17	21	13	69	54	39	84	38	34	31	41	21	25	27	19	9	10	14	5 C
4	37	34	27	45	8	6	8	7QCC	180	145	45	281	9	9	10	9QC	23	15	18	21	71	121	64	128
5	26	14	18	23	9	8	8	10QCC	79	61	89	51	24	19	22	22	3	6	6	3QCK	37	26	51	13
6	10	7	10	8QC	11	6	8	10QCK	16	10	14	12 C	20	18	10	28	4	5	2	7QCC	19	24	18	25
7	30	17	14	33	19	21	16	23 K	24	24	18	31	25	30	21	34	10	10	10	11 CC	9	11	14	7QCK
8	341	269	155	455	13	8	5	16QKK	35	23	26	32	19	9	19	10	6	8	8	7QCC	18	20	8	30
9	76	56	77	56	18	8	10	16 C	34	36	29	41	9	7	8	8QCC	8	6	9	5 CK	16	31	37	11
10	25	20	27	19	31	21	22	31	24	15	17	23	7	6	4	9QCC	20	30	27	23	6	10	12	4QCC
11	25	16	17	25	28	20	30	18	14	9	14	9 C	15	8	11	12QCC	22	25	38	9	16	17	16	18 K
12	39	29	41	27	20	14	18	16	10	6	11	5 CC	7	4	5	6QCC	15	23	12	27	14	15	12	17Q
13	34	21	33	23	22	16	26	12	7	4	5	6QCC	13	13	14	12 KC	9	11	15	5 CK	90	74	61	103
14	25	23	29	18	20	11	11	20	8	6	8	7QCC	15	10	11	14 C	7	6	5	8 CC	35	49	36	48
15	13	10	8	15QCK	19	12	18	14	15	5	8	13 C	18	20	23	15	9	12	15	7 C	17	22	17	23
16	19	9	10	19Q	33	16	25	25	48	56	44	60	14	15	20	10	12	33	32	13	22	47	47	22
17	31	15	40	7	114	63	49	129	22	16	26	13	14	19	15	19	13	19	19	14	47	60	17	89
18	56	37	38	55	30	24	39	15	9	5	4	10QCC	16	11	17	10	16	19	11	24	49	48	78	19
19	34	32	29	38	24	13	23	15	8	5	5	7 CC	17	21	13	25	6	10	9	7 CK	31	30	34	27
20	40	29	41	28	12	7	10	10QCC	10	5	7	8 CC	15	11	11	15 K	6	11	10	6 CC	30	25	27	28
21	73	38	24	88	14	11	9	16 C	8	6	7	8QCC	10	14	16	8 C	5	11	10	6 CC	15	23	20	18
22	42	23	27	38	59	38	75	22	7	4	4	8QCC	61	65	57	69	5	8	9	4QCC	17	19	12	24
23	14	7	9	12QC	26	12	20	19	11	9	12	9 CC	57	45	51	51	11	18	15	15 K	21	28	15	34
24	38	16	15	40	93	76	128	41	11	7	8	11 C	85	101	85	101	13	17	12	19	10	11	10	11 C
25	38	35	30	43	29	26	36	20	93	77	73	98	17	14	24	8	16	29	10	36	9	12	7	15QKC
26	22	16	26	12	25	23	28	20	38	25	36	28	17	23	17	24	17	18	14	22	27	24	12	39
27	34	53	45	43	73	64	86	52	16	18	13	22	47	46	18	76	17	20	14	24	17	27	21	23
28	22	12	23	12	20	25	17	29	16	11	19	9	50	50	46	55	26	45	46	25	26	23	22	27
29	18	11	12	18 K	26	21	24	23	10	5	11	5 CK	36	28	23	41	18	26	28	16	15	22	17	21
30	31	10	12	30	20	13	18	15	35	35	17	53	34	32	29	38	4	7	7	4QCK	19	30	17	32
31	27	21	16	33	13	13	12	14 KK					18	26	21	22					10	13	14	10 C
	41.7				29.0				29.5				25.1				12.9				24.7			
		30.1				20.9				23.3				24.2				17.0				29.7		
			36.0				25.1				26.5				24.7				15.0				27.2	

ANNUAL MEAN N 30.30 S 26.51 M 28.48

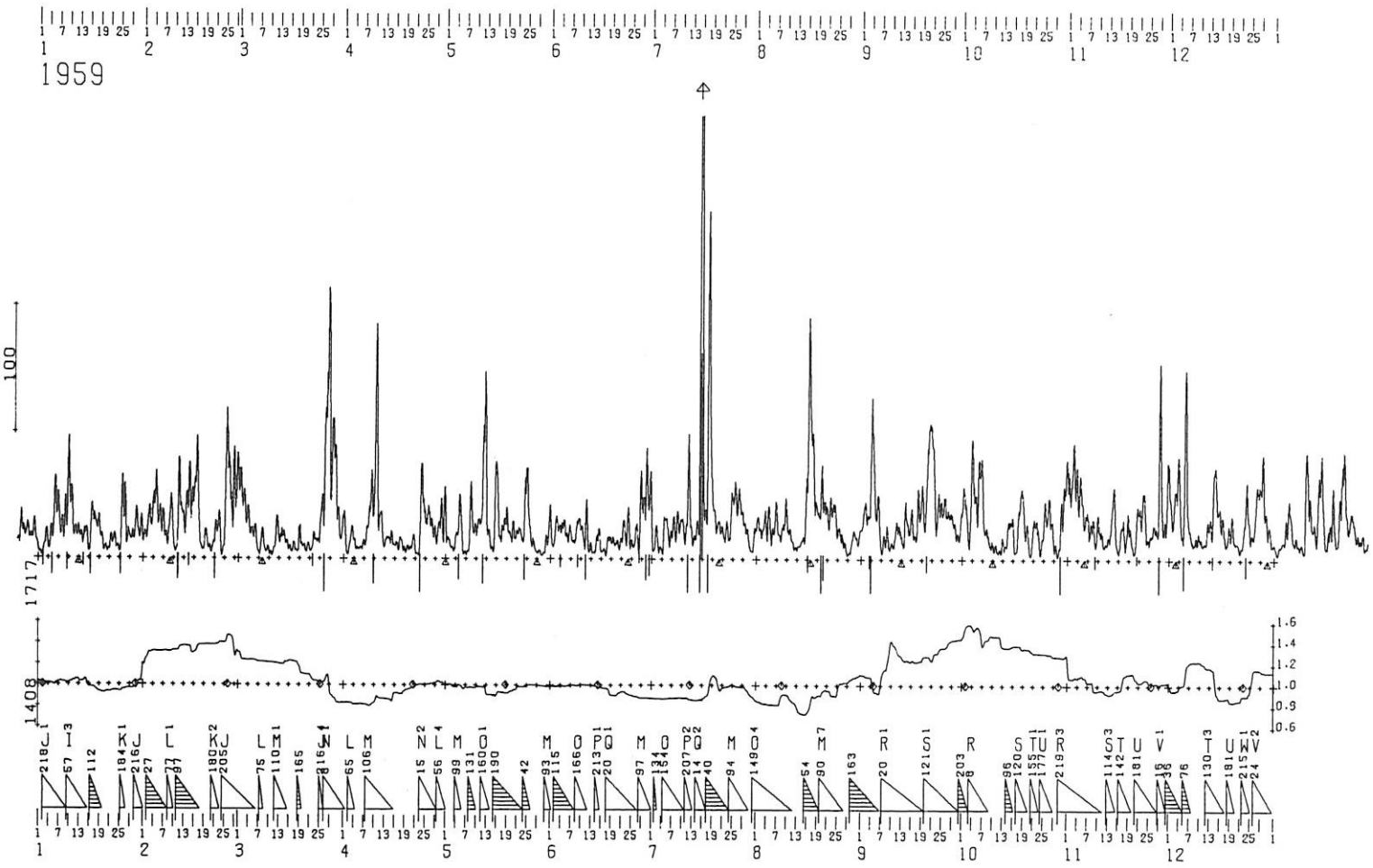
1959
100
1717
1408
1.6
1.4
1.2
1.0
0.9
0.6

JAN.

	N	S	M	
1	4	5	5	4QCC
2	7	11	6	12QCK
3	13	21	24	11
4	16	21	11	26
5	47	36	21	62
6	39	49	35	53
7	32	22	27	28
8	39	24	22	42
9	50	64	25	89
10	52	56	52	56
11	24	21	21	24
12	25	22	20	27
13	15	21	17	19
14	13	24	16	21
15	11	17	22	5
16	27	33	15	45
17	24	39	30	32
18	32	28	25	36
19	20	16	18	19
20	11	7	6	11QCK
21	7	6	5	8QCK
22	11	19	18	12
23	14	17	18	14
24	6	10	11	5QCK
25	37	43	14	67
26	22	52	35	39
27	12	26	19	19
28	14	24	15	23
29	29	29	18	41
30	18	21	23	16
31	21	30	36	15

22.4
26.3
24.3

FEB.

	N	S	M	
1	19	20	19	21
2	32	37	28	41
3	39	32	27	43
4	48	64	42	70
5	32	36	27	41
6	35	28	24	39
7	21	16	17	20
8	23	27	16	34
9	32	31	43	20
10	8	7	7	9QC
11	51	62	57	56
12	40	35	37	37
13	32	39	19	53
14	45	62	42	65
15	42	46	45	44
16	88	74	65	98
17	29	26	44	12
18	7	7	8	8QCK
19	17	21	24	15
20	6	9	10	6QCC
21	12	10	10	12QC
22	26	25	31	21
23	22	24	38	7
24	9	6	6	10QC
25	93	86	78	101
26	66	64	77	53
27	57	56	24	89
28	69	57	43	84

35.7
36.0
35.9

MAR.

	N	S	M	
1	62	63	53	72
2	50	46	41	55
3	34	36	27	43
4	23	21	22	23
5	24	21	20	26
6	12	7	13	6 CK
7	13	10	5	18 CK
8	18	8	18	8 KK
9	6	9	7	9QCC
10	5	4	6	2QCC
11	7	11	7	11QC
12	28	27	34	21
13	20	18	15	24
14	13	17	18	13
15	13	8	15	7 CC
16	9	6	10	6QCC
17	10	11	13	8 CC
18	14	16	5	25 K
19	10	12	12	10 C
20	8	8	11	6 CC
21	10	10	10	10 CC
22	8	8	6	10QCK
23	18	17	21	15
24	16	12	16	12
25	50	35	34	51
26	86	84	51	120
27	200	132	134	198
28	83	74	46	111
29	88	67	79	77
30	25	33	41	18
31	28	22	17	34

32.1
27.5
29.9

APR.

	N	S	M	
1	15	18	28	5
2	9	10	7	13 CK
3	20	21	26	15
4	13	7	13	8 CC
5	9	8	8	9QCC
6	11	12	9	15 CC
7	20	17	11	26
8	29	42	29	42
9	60	40	64	37
10	111	118	115	115
11	36	33	32	37
12	19	12	23	9
13	21	11	15	17
14	20	14	17	18
15	15	11	16	11 K
16	13	10	14	9 CC
17	12	15	12	15 KK
18	12	7	10	9QCC
19	11	6	6	12QCC
20	10	5	8	8QCC
21	17	12	17	13 C
22	4	4	4	4QCK
23	53	36	13	76
24	39	45	44	40
25	31	32	27	36
26	38	32	38	33
27	24	19	17	27
28	23	16	11	28
29	43	28	24	48
30	40	29	13	57

26.0
22.3
24.3

MAY

	N	S	M	
1	17	14	15	16
2	13	7	10	10 CC
3	16	5	6	16 KK
4	24	21	19	27
5	33	34	48	19
6	6	4	4	5QCK
7	11	4	6	10 C
8	48	41	57	33
9	32	14	20	27
10	31	24	26	30
11	42	34	29	47
12	150	83	106	126
13	24	17	19	23
14	8	6	8	7QC
15	66	34	23	78
16	51	26	59	19
17	21	16	13	24
18	41	31	33	39
19	22	21	23	20
20	26	22	18	30
21	24	13	16	21
22	23	20	20	24
23	20	12	19	13
24	71	52	53	71
25	40	31	46	24
26	16	10	13	14 K
27	9	5	8	6QCC
28	7	4	5	7QCC
29	4	4	3	5QCC
30	17	5	5	17 KK
31	36	25	19	43

30.6
20.6
25.7

JUNE

	N	S	M	
1	14	9	12	11 C
2	32	21	20	34
3	29	16	22	24
4	33	23	29	27
5	27	14	21	21
6	23	17	16	25
7	20	9	14	15
8	27	16	15	28
9	30	25	33	23
10	22	19	27	14
11	36	19	21	35
12	14	4	5	14QC
13	8	2	4	6QCC
14	19	9	8	20
15	16	14	23	7
16	10	5	7	9QCC
17	13	5	2	16QCC
18	20	11	14	17
19	15	10	14	12 C
20	19	9	13	15 C
21	17	7	7	17 C
22	25	23	18	30
23	26	18	12	32
24	24	15	26	14
25	14	8	10	12QC
26	20	20	26	15
27	50	32	11	70
28	42	44	36	49
29	59	67	70	56
30	46	52	44	54

25.0
18.1
21.6

JULY

	N	S	M	
1	9	6	6	9QCK
2	19	20	27	12
3	11	5	9	8QCK
4	23	20	11	31
5	25	29	32	22
6	19	13	11	21
7	31	19	31	20
8	33	24	25	33
9	31	25	27	30
10	29	11	28	12
11	70	40	27	83
12	30	29	39	21
13	19	11	13	17Q
14	27	21	27	21
15	401	292	233	460
16	59	34	53	40
17	145	124	28	241
18	107	85	128	64
19	45	25	38	33
20	29	25	25	30
21	26	20	20	27
22	21	14	17	19
23	23	18	26	14
24	45	31	27	50
25	66	39	46	59
26	50	37	34	54
27	42	39	44	36
28	24	25	27	22
29	20	17	24	13Q
30	8	4	7	5QCK
31	24	21	21	25

48.7
36.2
42.5

AUG.

	N	S	M	
1	30	25	33	23
2	30	14	23	22
3	36	22	32	27
4	37	28	27	39
5	23	13	11	25
6	38	30	24	45
7	24	16	22	19
8	24	19	19	25
9	36	35	27	44
10	26	19	21	25
11	18	12	16	13
12	10	7	8	9QCC
13	12	9	11	10QCC
14	16	14	15	16Q
15	44	37	17	65
16	128	148	106	170
17	100	91	99	92
18	43	35	36	43
19	40	30	38	33
20	54	53	69	37
21	54	32	47	40
22	45	25	26	44
23	42	37	34	45
24	29	29	41	17
25	27	19	26	20
26	14	14	19	10
27	11	5	13	4QCC
28	8	3	4	6QCC
29	26	13	16	23
30	19	12	18	14
31	17	22	16	23

34.1
28.1
31.2

SEP.

	N	S	M	
1	29	34	27	36
2	43	34	46	31
3	61	43	32	71
4	88	86	101	73
5	47	34	33	48
6	20	20	32	9
7	16	10	7	19QKK
8	22	16	17	22Q
9	13	7	8	12QCK
10	15	10	9	17QK
11	23	23	25	21
12	23	18	25	17
13	27	13	13	28
14	36	27	35	29
15	33	22	20	36
16	32	11	25	19
17	33	39	16	56
18	34	37	30	41
19	44	29	51	22
20	83	57	52	89
21	118	91	103	106
22	73	65	89	49
23	41	30	25	46
24	38	43	35	46
25	42	46	38	50
26	32	41	34	39
27	32	34	33	33
28	31	25	29	28
29	19	15	17	17Q
30	28	27	21	35

39.3
32.8
36.1

OCT.

	N	S	M	
1	57	49	58	48
2	26	21	34	13
3	57	60	27	90
4	48	54	53	49
5	75	35	34	77
6	68	69	65	72
7	26	21	27	20
8	16	17	20	13
9	15	9	12	13 KK
10	13	6	7	13QCK
11	9	4	6	7QCC
12	14	8	4	18 KC
13	9	8	7	10QC
14	22	26	23	26
15	36	26	29	34
16	8	5	7	7QC
17	33	27	25	36
18	54	50	53	52
19	26	18	24	21
20	15	11	22	4 KK
21	13	14	5	22 K
22	29	29	29	30
23	13	17	25	5
24	9	19	11	18
25	36	35	45	27
26	42	40	36	46
27	19	24	29	14
28	5	11	11	5QCK
29	10	6	5	11 C
30	55	39	46	48
31	68	64	53	79

29.9
26.5
28.2

NOV.

	N	S	M	
1	54	50	53	51
2	88	64	60	93
3	64	62	53	74
4	47	55	35	67
5	34	34	45	24
6	42	32	36	38
7	24	20	16	29
8	19	31	25	25
9	25	20	11	34
10	22	22	22	23
11	11	10	12	9QC
12	18	12	12	18Q C
13	24	16	13	29
14	48	45	45	49
15	10	7	11	7QC
16	16	18	9	26
17	19	20	25	15
18	27	25	16	37
19	15	23	21	17
20	9	6	10	5QCK
21	25	36	20	41
22	33	30	39	24
23	57	38	52	44
24	16	13	13	16Q
25	23	14	18	20
26	22	25	25	23
27	25	19	22	23
28	104	96	156	45
29	21	24	19	27
30	62	47	36	74

33.5
30.5
32.1

DEC.

	N	S	M	
1	33	43	48	29
2	45	42	36	51
3	79	56	53	82
4	24	24	29	19
5	103	81	33	151
6	26	34	36	24
7	14	17	17	14Q
8	16	13	12	18
9	16	13	13	16
10	14	13	17	11Q
11	10	13	12	12QC
12	27	29	30	26
13	31	31	25	37
14	66	64	68	62
15	42	34	36	40
16	31	24	23	32
17	16	12	17	11
18	15	23	17	22
19	23	28	29	22
20	16	11	14	13 C
21	8	8	11	5QCC
22	14	13	10	18Q
23	42	42	26	58
24	24	24	31	17
25	15	20	19	16
26	40	44	30	53
27	62	46	55	54
28	59	69	53	75
29	29	32	34	26
30	19	24	24	20
31	12	11	11	12 CK

31.3
30.2
30.8

ANNUAL MEAN N 32.39 S 27.92 M 30.22

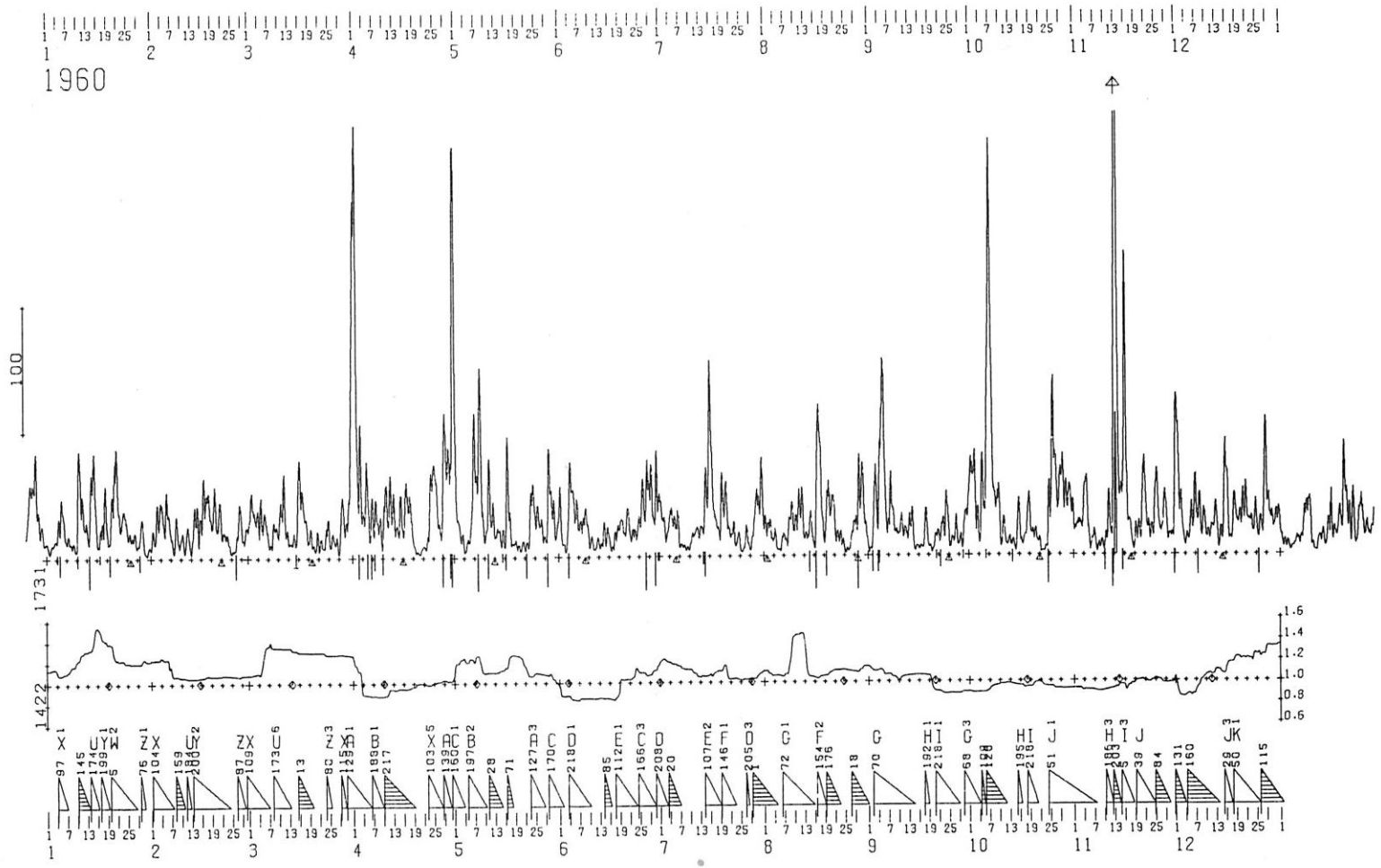
1960
100
1731
1422
1.6
1.4
1.2
1.0
0.8
0.6

	JAN.				FEB.				MAR.				APR.				MAY				JUNE			
	N	S		M	N	S		M	N	S		M	N	S		M	N	S		M	N	S		M
1	6	7	9	4QCC	14	17	12	19 K	36	39	29	46	312	285	255	342	76	58	101	33	44	29	52	22
2	9	8	8	9QCC	28	27	12	43	38	36	38	36	71	57	92	36	26	20	27	19	9	9	10	9QCK
3	13	13	13	14 C	32	34	22	45	33	30	26	38	73	60	106	27	13	15	17	11 K	22	7	5	25
4	22	22	23	21	31	34	37	27	30	32	15	48	31	39	32	38	10	6	4	12QCC	74	52	75	52
5	38	42	44	36	24	43	29	39	28	26	19	36	48	56	65	39	17	10	11	16	43	37	53	27
6	17	16	21	13	29	24	34	20	20	25	27	19	36	25	14	48	78	64	36	106	36	32	46	22
7	12	15	17	11 C	8	9	14	4QC	7	10	7	9QC	36	26	18	44	73	52	60	65	26	24	26	25
8	11	11	11	11 CC	14	29	20	23	18	25	21	21	23	25	29	19	126	102	105	123	42	23	32	34
9	8	6	9	5QC	12	12	11	13QC	18	24	25	17	20	18	33	6Q	27	27	33	21	29	21	29	22
10	66	69	62	74	9	18	19	9QKK	34	33	34	34	40	56	39	56	20	18	17	22	14	9	8	16QCK
11	42	34	32	43	14	18	11	22	54	43	50	47	47	19	31	36	62	48	78	32	8	5	9	5QCC
12	28	23	22	29	11	10	16	5 C	18	15	16	17	46	40	57	30	31	29	30	31	16	8	9	15QCC
13	16	22	15	23	21	20	12	29	13	9	11	11QCK	36	29	44	21	22	16	17	22	14	4	7	12 CK
14	56	79	67	68	40	28	27	41	14	14	14	14 C	24	17	26	16	21	14	21	14	22	13	16	20
15	38	42	54	25	16	24	9	32	41	27	10	59	36	36	50	23	16	13	15	14	21	16	19	19
16	10	16	9	18 K	46	45	28	63	68	47	67	48	38	35	22	51	73	36	14	96	9	7	12	5QCC
17	22	22	16	28	34	54	39	50	36	34	41	29	40	45	50	36	30	18	29	20	18	9	7	20 KK
18	27	50	50	27	38	36	43	31	21	17	26	13	26	36	44	18	11	9	11	9QCK	24	15	19	21
19	13	10	11	12 C	35	34	24	44	16	16	18	14	8	5	8	5QCC	13	7	14	6QCC	33	25	29	29
20	24	56	46	34	33	23	34	23	7	8	10	6QCC	4	3	4	3QCC	9	4	9	4QCC	21	14	19	16
21	90	69	75	84	36	34	37	33	11	15	11	15 KK	8	4	4	8QCC	14	7	11	11 CC	33	35	34	34
22	31	28	37	23	20	15	15	21	8	13	7	16QKK	8	7	9	5QCC	13	5	6	12QCC	20	11	17	14
23	31	30	24	38	17	14	14	18	8	7	7	8QCK	29	17	17	30	47	15	11	52	25	14	20	20
24	30	29	32	27	7	7	10	4QCC	30	24	24	31	73	56	59	70	54	40	57	37	27	19	18	29
25	18	15	14	20	8	5	6	7QCC	15	7	8	14 K	69	59	68	60	34	29	22	42	52	30	23	59
26	12	15	15	13	10	12	7	15 K	12	12	15	9 C	30	23	27	27	29	23	27	25	38	31	41	28
27	15	13	21	8 K	45	30	43	33	9	12	17	4 CK	44	36	14	66	25	14	23	17	73	60	77	56
28	13	12	11	15 C	11	12	13	10 C	33	27	18	43	85	86	101	70	32	13	12	33	54	53	67	40
29	19	29	32	16	29	18	24	24	32	23	38	18	71	74	87	59	88	46	81	54	60	23	29	55
30	3	4	4	2QCC					39	28	25	43	205	198	78	325	24	39	30	33	68	35	58	45
31	4	10	7	8QCC					147	140	96	192					29	14	16	28				
	24.0				23.3				28.9				53.9				36.9				32.5			
		26.4				23.6				26.3				49.0				26.2				22.4		
			25.3				23.5				27.6				51.5				31.6				27.6	

	JULY				AUG.				SEP.				OCT.				NOV.				DEC.			
	N	S		M	N	S		M	N	S		M	N	S		M	N	S		M	N	S		M
1	40	34	45	29	24	24	29	20	4	5	2	7QCC	79	67	73	73	21	22	20	24	99	135	128	106
2	24	23	31	16	30	24	26	29	31	30	11	50	62	67	65	65	26	25	23	28	42	44	34	51
3	22	20	19	24	13	12	14	11 C	45	36	58	23	24	28	33	19	26	28	24	31	12	17	21	9
4	31	35	37	29	14	15	22	7Q K	104	83	70	117	56	38	13	81	62	57	56	63	12	14	12	14QCK
5	26	28	32	22	6	4	4	5QCC	118	110	151	77	48	43	39	52	14	19	21	12	37	24	18	43
6	26	23	37	13	12	12	11	14 CC	30	31	36	25	253	184	155	282	11	13	10	15 CK	57	28	21	64
7	11	5	9	8QCC	15	10	15	11 K	40	50	24	67	191	137	225	103	10	12	17	5QCK	24	36	32	28
8	9	5	9	5QCC	28	19	19	28	29	29	39	19	50	46	55	41	5	9	9	5QCC	24	41	49	16
9	8	4	7	5QCC	34	28	43	20	22	17	21	19	59	40	43	57	12	7	13	6QCC	35	28	31	33
10	19	9	11	17 K	28	23	28	24	21	25	18	29	17	10	16	12	10	13	11	12 K	22	12	14	21
11	23	14	18	20	43	34	43	35	28	13	21	20	24	23	31	16	28	44	49	23	17	19	12	25Q
12	21	14	22	14	39	33	55	18	17	16	21	12	15	7	8	15QKK	103	109	15	197	32	28	22	39
13	26	19	24	21	17	13	14	17	35	21	34	22	7	11	8	11QCK	399	305	462	242	21	19	32	8
14	58	39	27	70	29	18	16	33	24	13	32	5	4	9	10	3QCK	56	63	68	50	13	18	16	15Q
15	69	96	38	128	21	10	21	10	7	6	7	7QCC	26	41	23	44	76	96	48	125	60	59	27	93
16	79	91	111	60	55	46	7	94	7	6	5	8QCC	12	10	11	11 C	152	101	194	60	42	46	65	24
17	31	34	36	29	121	79	112	89	18	9	6	21	13	16	13	17	25	29	28	26	11	16	13	15Q
18	21	19	22	19	20	27	32	14	23	25	37	11	39	46	35	50	9	10	14	5QC	35	50	46	39
19	48	49	55	43	40	29	18	52	6	5	7	5QCC	22	16	18	21	12	22	16	18Q	33	23	29	27
20	44	50	36	60	42	35	46	31	10	7	5	12 CK	14	20	12	22	15	25	24	17	43	27	35	36
21	20	23	21	22	45	42	48	39	19	16	16	20	16	10	12	15 KK	56	62	45	73	50	46	37	59
22	19	14	16	18	25	10	18	18	18	18	11	25	2	4	2	4QCK	38	40	55	23	33	27	31	29
23	21	11	26	7	16	14	13	17	25	21	31	16	7	4	3	8QCC	14	23	24	13	19	32	27	24
24	21	11	16	16 C	9	12	12	10QCK	37	40	51	26	32	34	7	60	33	23	23	33	29	34	19	45
25	4	4	4	4QCC	6	3	2	6QCC	10	7	7	11QC	89	99	52	137	60	56	56	60	16	17	20	13Q
26	16	15	7	25 K	8	5	4	9QCC	18	12	14	16	66	79	84	62	23	21	25	19	25	25	31	20
27	12	6	10	7QCK	27	19	20	27	23	14	29	9	57	47	39	65	43	24	23	45	83	85	61	106
28	15	8	8	15 K	20	23	24	20	8	15	13	11 CC	64	64	62	67	34	27	43	18	38	41	44	34
29	45	34	31	48	68	56	80	43	23	23	10	36	52	47	45	55	17	16	17	16	30	32	34	28
30	48	32	48	33	59	48	74	33	45	34	31	48	54	47	48	53	32	30	15	47	31	28	24	36
31	48	64	78	35	24	18	27	14					52	25	36	42					23	39	27	34
	29.2				30.3				28.2				48.6				47.4				33.9			
		26.9				24.0				24.5				42.6				44.4				35.1		
			28.1				27.2				26.4				45.6				45.9				34.5	

ANNUAL MEAN N 34.76 S 30.95 M 32.92

1961

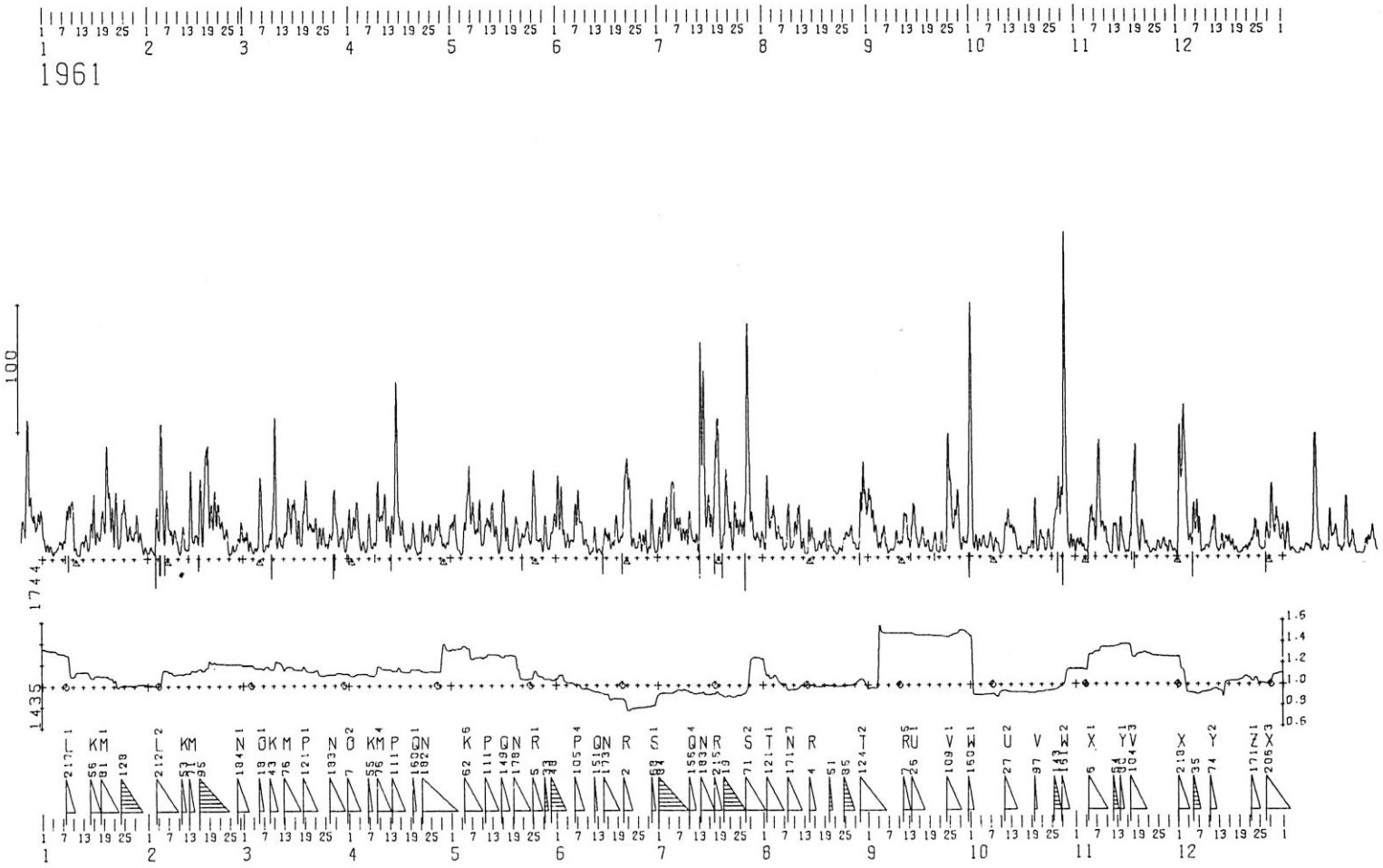

	JAN.				FEB.				MAR.				APR.				MAY				JUNE			
	N	S		M	N	S		M	N	S		M	N	S		M	N	S		M	N	S		M
1	14	11	15	10 CC	7	7	4	10QCC	15	14	12	17	30	25	39	16	26	23	28	22	48	38	32	55
2	6	11	12	6QCC	4	6	6	4QCK	14	11	18	8 KK	22	31	28	25	25	19	34	10	37	40	31	47
3	6	11	10	7 CC	21	27	19	29	9	7	11	6QCC	29	39	45	24	6	4	6	4QCC	16	15	22	9
4	4	7	4	7QCC	58	61	14	106	5	7	4	8QCC	11	6	12	6QC	15	9	4	21 KK	14	13	14	13 K
5	8	13	9	13QCC	33	38	60	11	27	14	8	33	12	7	14	5QCC	38	28	22	44	14	13	15	13
6	8	11	12	8 CC	31	48	37	43	39	32	55	17	23	12	7	29	55	46	67	35	32	24	14	43
7	18	19	15	22	23	22	23	23	10	7	6	11QCK	17	10	20	7	36	30	36	31	43	32	34	42
8	42	35	34	43	18	16	11	24	12	13	9	17QKK	14	8	13	9 C	22	20	19	24	26	26	27	25
9	47	40	41	46	15	10	15	11 CK	25	24	14	36	38	42	46	34	26	31	37	21	14	10	9	15 C
10	7	8	7	9 C	7	5	5	8 CK	52	81	94	39	33	30	34	29	14	9	10	13 C	8	6	9	5QCC
11	2	3	3	2QCC	19	18	26	11 K	13	13	11	15 C	41	42	39	45	34	22	27	30	7	2	4	5QCK
12	12	14	12	15 CC	4	8	6	6QC	11	8	11	9 C	22	18	15	25	26	24	30	20	14	18	21	12 K
13	14	16	12	18 K	39	48	33	54	17	22	20	20	23	20	9	35	36	26	44	18	8	4	5	7QCC
14	9	10	8	12 C	16	14	13	17	43	37	48	33	71	59	27	103	23	13	26	11	8	5	5	8 CK
15	37	31	29	39	11	17	18	10	38	36	31	43	73	47	87	33	9	9	4	14QC	21	13	17	17
16	21	21	25	17	31	54	55	30	28	27	39	16	29	19	18	31	46	41	48	40	26	10	19	18
17	15	16	18	14	39	46	19	67	21	21	30	12	10	5	9	6QC	18	18	14	22	12	7	7	13 CK
18	31	30	26	36	77	73	87	64	26	20	9	38	8	10	10	8QCC	6	5	6	5QCK	31	19	16	34
19	54	47	21	81	34	33	27	40	61	35	47	50	20	12	10	22	24	11	12	23	17	12	17	12
20	48	49	53	45	48	34	31	52	27	21	24	25	16	7	17	6 KK	30	20	29	21	21	16	18	19
21	27	28	30	26	40	28	25	43	22	22	24	21	5	3	2	6QCC	15	11	10	16QK	64	71	60	75
22	37	37	37	38	27	26	24	30	18	23	31	11	16	20	6	31	20	14	17	18	64	56	62	59
23	11	8	8	11 C	23	13	17	19	16	20	14	22	13	17	12	19	31	17	24	25	16	10	11	16 K
24	40	35	37	37	14	12	22	5 KK	17	20	20	17	22	18	14	26	18	10	12	16	12	6	10	8 CK
25	30	27	36	22	8	4	4	8QCC	10	10	8	12QCK	14	11	13	12 C	51	58	67	42	18	14	15	18 K
26	19	25	17	27	7	7	6	8QCC	17	16	15	18	29	12	15	26	17	11	15	13	15	8	4	19 K
27	12	16	15	14	14	12	12	15 K	33	36	18	51	24	27	29	22	13	12	16	10 CC	14	12	16	10 KK
28	33	24	22	35	17	28	24	21	25	29	33	21	15	12	18	10	21	22	9	34	7	6	7	7QC
29	18	16	13	22					15	11	11	16 C	14	8	10	12 CC	11	5	10	6QC	35	26	46	15
30	8	6	11	4 CK					17	16	24	9	19	16	10	26	22	10	13	19	7	4	5	5QCK
31	7	7	9	4QCC					12	9	6	16 C					38	25	33	31				
	20.8				24.5				22.5				23.8				24.9				22.2			
		20.3				25.5				21.3				19.7				19.4				17.9		
			20.6				25.1				22.0				21.8				22.3				20.1	

	JULY				AUG.				SEP.				OCT.				NOV.				DEC.			
	N	S		M	N	S		M	N	S		M	N	S		M	N	S		M	N	S		M
1	15	18	21	13	15	6	13	8 C	52	50	55	48	94	113	178	30	10	14	12	12 CC	61	74	31	104
2	27	18	13	33	54	45	65	34	26	28	32	22	13	10	6	17 K	6	14	11	10 CC	93	85	67	111
3	37	28	31	34	30	25	25	31	21	19	26	14	9	11	5	15 CK	9	6	11	5 CC	76	56	86	46
4	32	12	14	31	34	29	41	23	8	10	11	7 CK	14	11	8	17 CC	9	9	4	14 CK	17	13	12	19
5	56	50	60	46	22	19	22	19	26	18	19	26	7	11	11	7 CC	34	34	27	41	27	22	9	41
6	25	26	22	29	19	11	14	17	8	7	9	6 CK	14	12	9	17 CC	22	21	31	12	32	34	21	45
7	25	23	29	19	8	6	5	9QC	6	6	4	7QCC	12	9	15	6 CK	62	66	44	84	15	22	24	13
8	18	19	18	20	25	36	33	29	4	9	5	8QCK	9	14	13	10 CC	38	28	38	28	3	7	5	4QCK
9	16	15	22	10	7	8	7	9QC	15	15	20	10 K	7	8	11	4 CC	23	22	23	23	7	11	10	8 CC
10	27	30	36	21	18	26	21	23	17	8	12	13 CK	5	4	3	6QCK	8	9	11	7 CK	13	13	10	17 K
11	19	9	15	13Q	36	34	29	41	20	33	17	36	21	27	25	24	6	4	2	7 CK	31	22	24	30
12	15	9	19	5QK	16	6	8	14 C	25	23	32	16	28	29	35	23	25	28	27	27	10	7	12	6 CK
13	127	65	37	156	6	3	6	3QCC	17	12	10	20	26	17	26	18	8	7	10	5 C	11	9	6	15 KK
14	109	83	108	84	18	16	5	29	36	34	29	41	15	12	18	10 K	21	26	32	15	11	8	9	11 CK
15	32	34	23	43	18	17	21	14	9	15	15	10 C	7	6	5	8QCC	4	7	7	4QCC	15	15	16	16 K
16	41	25	32	34	8	9	12	6 CK	15	13	10	18	2	3	2	3QCC	6	9	4	11 KK	10	11	11	11 CK
17	52	36	23	65	11	10	10	11 CC	18	11	21	9	4	4	2	6QCC	36	38	15	60	7	7	10	4 CC
18	102	86	79	109	10	8	7	12 CK	13	9	9	14 KC	4	9	6	7QCC	69	69	77	62	5	6	8	3QCC
19	27	10	30	7	16	12	21	8 K	5	4	5	4QCC	12	13	13	13 K	15	16	25	6	3	5	3	5QCC
20	30	19	19	31	17	12	7	22 K	20	12	12	20 C	32	14	43	4	26	21	21	27	6	8	7	8QCC
21	41	56	61	35	8	7	10	6 CK	4	4	4	4QCC	18	16	12	22 K	15	12	16	12	5	9	8	7 CC
22	20	19	25	15	4	4	5	3QCC	14	13	7	21 K	10	14	14	11 CK	5	7	8	4QCC	9	12	8	15 CC
23	36	20	13	43	7	6	4	9QCC	6	4	4	6QC	13	10	5	19 KK	4	5	3	7QCC	26	19	16	30
24	22	22	26	18	14	6	4	15 CC	65	64	31	98	9	11	15	5 CK	6	4	4	6QCC	13	23	15	21
25	29	19	31	18	20	15	15	21	42	53	60	35	20	17	7	31	7	11	13	6 CC	4	8	7	5QCK
26	41	30	28	43	26	13	16	23	32	26	25	34	48	39	37	50	11	10	9	13 CC	6	8	6	8 CK
27	150	116	166	101	16	13	19	10	40	39	45	35	56	44	44	55	10	8	10	9 CC	15	27	27	15
28	40	27	33	35	10	7	10	7 CC	9	11	9	12 K	156	160	61	256	7	9	4	12 CC	35	49	26	58
29	16	12	15	13Q	27	18	6	40	10	12	11	12 CK	56	30	74	12	6	6	8	5 CC	30	23	24	29
30	18	16	21	14Q	57	54	41	70	57	38	13	83	14	9	6	17 KK	3	4	4	3QCK	27	29	30	26
31	13	16	9	20Q	45	39	48	36					7	11	13	5 CK					16	18	14	21
	40.6				20.1				21.4				24.0				17.2				20.7			
		31.2				16.7				20.0				22.5				17.5				21.3		
			36.0				18.5				20.7				23.3				17.3				21.1	

ANNUAL MEAN N 23.57 S 21.11 M 22.40

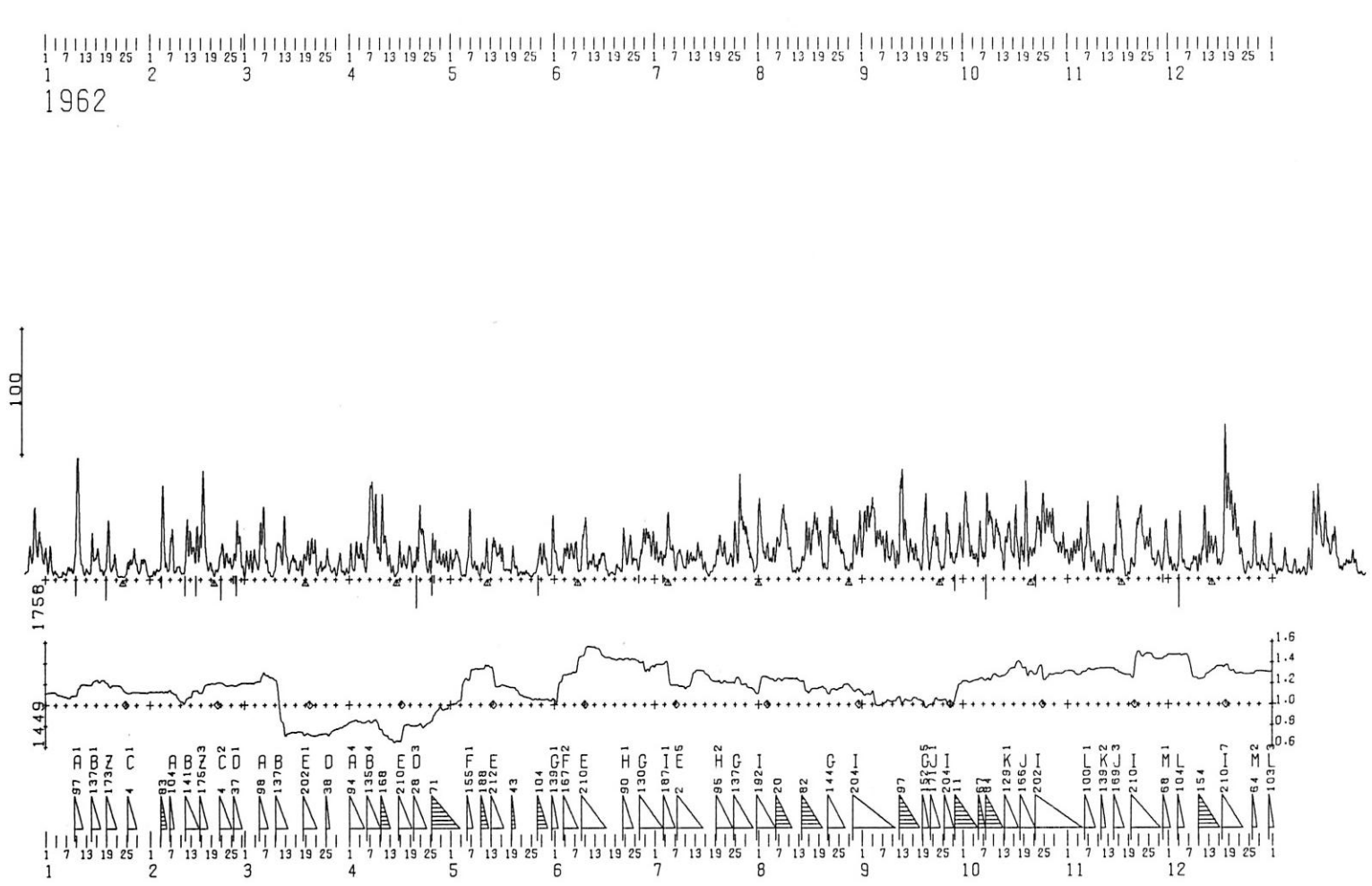
1962
100
1758
1449
1.6
1.4
1.2
1.0
0.8
0.6

	JAN.				FEB.				MAR.				APR.				MAY				JUNE			
	N	S	M		N	S	M		N	S	M		N	S	M		N	S	M		N	S	M	
1	12	13	17	8 K	3	4	4	4QCC	13	17	13	18 K	20	20	26	13 K	20	11	15	16 K	15	21	23	13
2	19	20	28	11 K	8	6	7	7 CC	14	18	9	23	21	9	7	24	20	18	17	21	11	6	7	11 CC
3	5	6	4	8 CC	7	6	7	7 CK	16	14	6	25	27	15	24	19	16	14	18	12	13	7	4	16 C
4	3	5	5	2QCC	48	47	20	75	15	10	15	10 C	25	20	29	16	5	3	4	4QCC	30	22	24	29
5	2	3	3	2QCC	12	24	22	14	29	32	16	46	14	8	17	6 K	9	4	2	11 CK	19	22	17	24
6	5	6	7	4 CC	14	10	7	18 K	50	36	34	52	41	36	29	48	33	42	19	56	23	18	24	17
7	7	8	5	10 CC	33	30	31	33	15	9	13	12 C	74	69	75	68	14	9	13	11 C	22	21	29	14
8	7	7	7	8 CC	6	6	5	7QC	4	4	6	3QCC	55	42	29	68	16	8	13	12 CC	8	4	6	7QC
9	12	13	6	20 K	10	11	11	11 KC	5	4	2	7QCK	23	23	21	25	4	3	5	2 CC	43	21	28	37
10	76	85	85	75	6	4	5	5QCC	25	24	19	30	50	39	27	63	13	9	13	10 CC	40	27	50	18
11	18	16	23	12	30	20	10	40	25	21	29	17	30	30	31	29	23	19	10	33	14	11	12	13 C
12	6	5	6	5 CC	41	24	26	40	39	31	21	49	19	15	14	20	7	4	7	4 C	20	13	14	19
13	7	6	8	6 CC	29	17	21	26	14	17	21	11	11	6	8	10QCC	28	22	17	34	10	8	11	6 CK
14	25	17	5	37	36	20	15	42	10	11	8	14 CK	5	3	5	4QCC	30	16	28	19	21	10	15	16
15	17	15	15	18	25	24	16	34	24	13	20	17	20	12	3	27 K	28	18	20	26	23	14	19	19
16	24	16	21	20	53	72	50	75	7	8	8	8QCK	16	13	15	15	15	19	25	10	13	7	13	7 KK
17	8	7	7	9 CC	25	16	28	14	8	13	12	9 CC	18	9	16	11 C	9	5	7	8 CC	4	3	2	5QCC
18	5	6	4	7 CK	11	10	8	14 KC	16	13	10	20	22	19	16	25	9	4	7	7QCK	7	3	6	4QCC
19	35	34	25	44	5	6	7	4QCC	28	19	16	31	16	9	19	6 K	23	12	17	19 K	13	5	5	13QCC
20	9	8	9	8 C	6	8	6	8 CC	26	17	11	33	22	13	14	22	12	6	9	9 CK	11	5	10	7QCK
21	14	16	13	18 K	12	15	9	20	30	22	21	32	38	30	18	51	7	2	4	6 CC	31	18	12	37
22	2	4	4	2QCK	21	24	29	16	7	7	5	9 K	45	34	39	40	8	3	5	5 CC	22	11	21	13
23	2	4	4	2QCC	16	20	15	22	9	8	11	6 KK	19	19	25	12	6	4	6	5QCC	29	28	24	33
24	4	3	2	4QCC	18	11	13	16	14	6	11	10 CK	11	10	5	15QKK	4	3	4	3QCC	16	13	14	15
25	9	12	13	9 CK	20	8	9	20	19	17	21	15	26	17	15	29	5	2	2	5QCC	14	13	16	11 CC
26	14	17	17	15	30	32	15	48	11	5	12	5 CC	20	26	30	16	10	6	5	11 CC	18	12	10	21
27	18	21	26	13	23	33	28	27	9	6	8	8QCC	17	17	13	21	27	19	17	29	34	30	27	38
28	6	7	8	5 CC	4	10	10	4QCK	9	9	4	14 CK	19	13	12	21	19	22	11	29	36	33	33	36
29	16	10	10	16 KC					16	11	21	6 KK	14	17	9	22Q	13	12	16	10 C	29	28	33	24
30	16	12	15	13 K					4	7	7	4QCC	12	11	6	17QK	5	2	3	4 CK	25	33	31	27
31	4	4	5	2 CC					7	7	9	5 CK					27	41	36	32				
	13.2				19.8				16.9				25.0				15.1				20.5			
		13.1				18.5				14.0				20.0				11.7				15.6		
			13.2				19.2				15.5				22.6				13.4				18.1	

	JULY				AUG.				SEP.				OCT.				NOV.				DEC.			
	N	S	M		N	S	M		N	S	M		N	S	M		N	S	M		N	S	M	
1	22	22	25	19	50	52	65	37	52	34	31	55	54	64	50	68	19	13	11	21	16	12	13	15 K
2	21	19	18	23	24	19	24	20	48	47	37	58	40	35	41	33	30	13	14	30	7	11	6	12QCC
3	18	10	10	18	28	19	18	29	56	52	53	55	20	21	19	22	32	19	20	32	8	9	6	11 C
4	45	27	21	52	17	11	14	14	48	52	56	44	25	14	19	21Q	32	31	22	41	33	44	37	40
5	31	26	34	24	16	21	23	14	30	33	30	33	26	21	9	38	10	10	14	7 C	13	12	12	13 C
6	22	19	28	13	33	24	25	32	38	28	39	27	28	22	28	22	46	36	26	57	7	10	8	9QCC
7	17	10	7	20 K	46	26	28	45	22	20	29	13	32	22	21	33	25	26	32	19	7	10	6	12QCC
8	28	13	23	19	52	47	53	46	23	32	39	16	59	52	65	46	23	16	18	22	13	16	13	17
9	13	10	14	9QCC	35	35	44	26	29	18	17	29	50	37	50	38	13	7	8	13 KK	12	10	16	6 C
10	20	11	8	23 K	23	18	25	16	16	18	25	9	43	28	25	46	9	6	9	7QCK	15	21	17	19
11	22	12	13	22	9	3	5	7QCC	17	17	23	12	45	32	39	37	19	27	20	26	48	33	23	58
12	15	14	15	15	10	4	7	8QCC	84	74	74	84	16	17	24	9Q	7	8	9	7QCK	26	25	20	32
13	25	19	15	29	12	8	8	12QCC	41	38	34	45	22	25	18	29	7	5	5	8QCC	27	26	20	34
14	22	18	20	21	22	13	15	20	21	20	26	15	50	36	45	41	20	12	5	27	25	23	20	29
15	16	7	10	13 CK	40	34	46	28	29	24	33	21	21	19	22	18Q	45	51	32	65	19	23	28	14
16	8	4	7	4QCC	31	29	32	28	27	16	15	28	41	41	47	36	47	40	46	41	11	12	10	13 C
17	6	4	4	6QCC	54	36	36	54	16	13	14	16Q	16	14	24	7Q	12	15	17	11	74	46	21	99
18	11	7	7	11QCC	38	36	39	35	13	7	9	11QC	36	19	33	23	5	3	2	5QCC	79	64	65	79
19	23	14	17	21	31	33	37	27	59	47	44	62	50	52	37	65	14	6	4	17 KK	76	59	65	71
20	31	27	35	23	11	9	8	12QC	21	23	36	10	20	15	9	26	8	12	11	9QC	61	37	38	61
21	31	15	20	27	17	9	8	19 K	22	21	15	28	24	20	20	25	42	34	30	46	45	30	34	42
22	17	12	16	13	59	41	42	58	36	38	43	31	36	27	23	41	62	44	48	59	26	16	21	22
23	21	13	16	19	33	32	33	32	23	25	34	14	48	40	48	41	33	31	34	30	7	6	9	4QCK
24	35	18	10	44	33	38	36	36	12	7	9	10QCC	56	52	41	67	28	30	29	29	11	10	8	14 CC
25	28	12	28	13	27	25	29	24	18	16	10	25Q	56	37	36	57	31	32	34	29	8	9	8	9QC
26	62	59	75	47	13	17	20	10	55	34	51	38	50	44	41	53	10	17	15	13	31	36	23	44
27	48	38	45	42	12	5	10	7 CC	17	17	18	17	42	44	36	50	20	12	12	21	14	9	10	13 C
28	33	36	41	28	11	7	9	10QCK	18	14	12	21Q	35	21	29	27	15	11	18	8 C	13	12	6	19 CC
29	22	19	24	18	30	29	28	31	36	28	25	39	29	20	21	29	21	16	13	25	12	8	10	11 CC
30	13	7	14	7QCK	29	18	19	29	26	19	27	19	30	24	25	29	38	37	48	27	13	7	7	12 KK
31	27	16	10	34	43	33	55	21					25	20	22	23Q					24	24	20	28
	24.3				28.7				31.7				36.3				24.2				25.2			
		17.4				23.5				27.8				30.1				20.7				21.5		
			21.0				26.2				29.8				33.3				22.5				23.5	

ANNUAL MEAN N 23.41 S 19.49 M 21.51

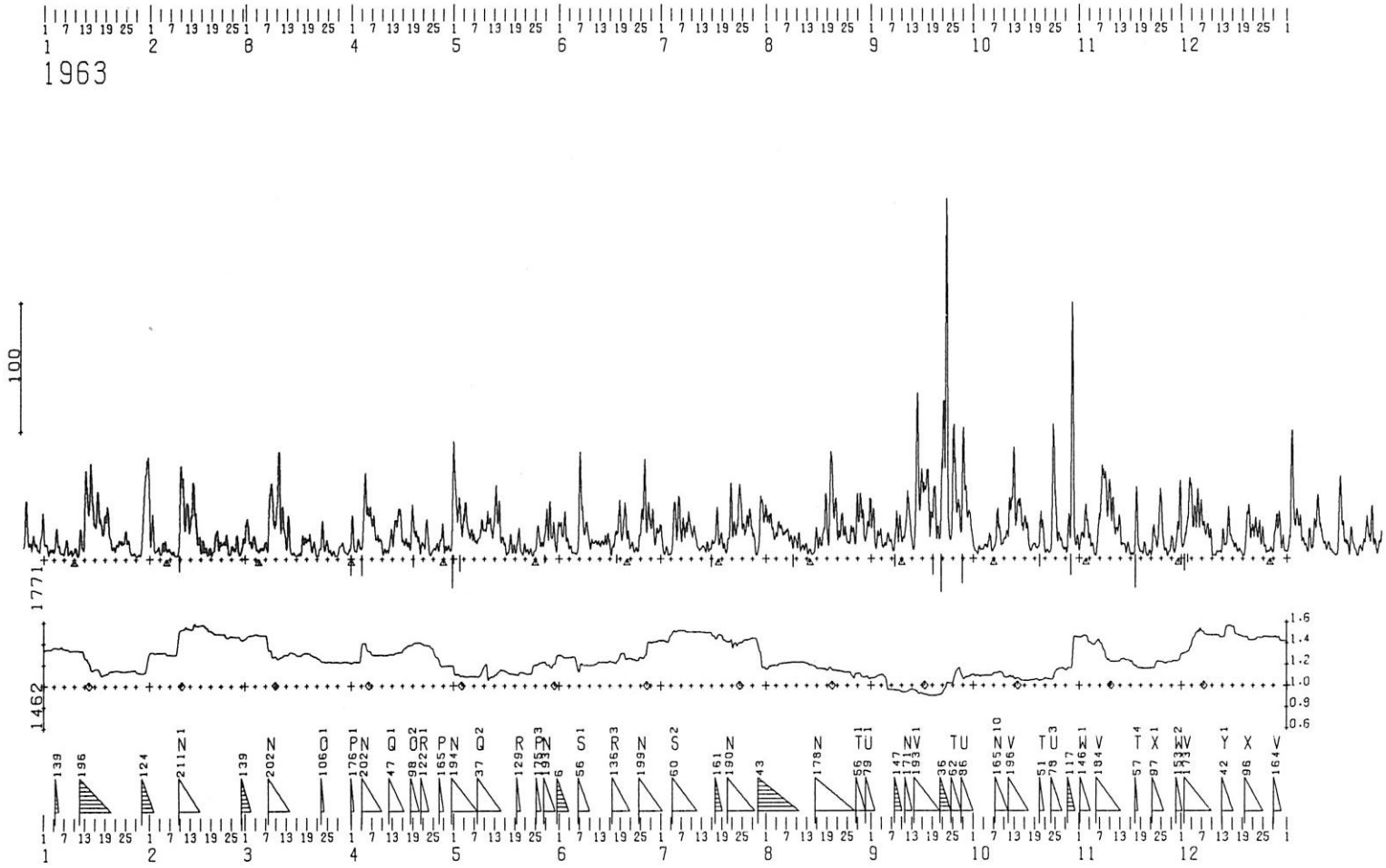
1963
100
1771
1462
1.6
1.4
1.2
1.0
0.9
0.6

	JAN.				FEB.				MAR.				APR.				MAY				JUNE			
	N	S	M		N	S	M		N	S	M		N	S	M		N	S	M		N	S	M	
1	10	11	10	11 C	27	20	11	36	29	24	27	27	21	19	33	8	55	52	68	39	30	17	27	20
2	5	6	3	8QCC	6	7	7	6QC	12	11	12	11 C	9	8	6	12 CC	45	34	39	40	26	26	22	30
3	4	7	7	5 CC	7	8	8	8 CC	16	15	14	17 C	10	9	12	8 CC	32	17	20	30	15	11	17	10 C
4	16	17	11	24 K	10	7	4	13 CC	7	6	7	7 CC	45	27	17	55	34	38	44	28	9	7	10	6QCC
5	8	7	10	5 CK	7	11	8	10 CC	8	7	7	9 CC	56	34	50	40	21	16	22	16	6	3	4	4QCC
6	3	5	4	4QCC	6	8	7	8 CC	13	6	7	13 CC	38	31	38	31	26	16	23	20	30	11	5	36
7	14	10	10	14 KC	6	5	5	6 CC	22	14	9	28	27	24	29	23	14	10	13	11 C	59	54	72	41
8	6	6	4	8 CC	2	3	3	2QCC	52	50	51	51	18	14	15	17	22	16	16	23	26	18	19	26
9	4	5	3	6QCC	19	15	4	31	27	29	27	29	17	10	14	13 C	29	20	28	22	18	19	23	14
10	4	9	9	4 CC	66	63	65	64	81	44	41	84	6	5	3	9QCC	32	21	24	31	11	11	9	13 CC
11	14	15	5	24 K	38	25	22	41	38	26	25	39	7	4	7	4QCC	32	26	30	29	16	10	12	14 CC
12	9	11	9	11 C	36	26	38	25	16	22	23	15	22	14	16	21	26	18	18	27	18	6	14	11 CC
13	54	62	70	46	58	34	33	59	19	23	11	32	20	25	15	29	35	48	55	29	14	11	13	12 CC
14	71	39	44	65	33	24	34	24	6	4	5	4QCK	30	34	25	39	29	30	46	14	16	11	13	14 K
15	43	25	43	26	16	11	12	15 K	5	3	5	3 CC	24	27	37	14	16	10	16	11 KK	19	16	20	15 K
16	48	32	27	54	8	10	5	14 KK	5	3	4	5QCC	16	11	13	14 C	9	3	7	5QCC	10	3	3	10QCC
17	31	26	31	27	7	7	9	5 CC	12	10	3	19 KK	15	8	11	13 CC	17	9	10	17 KC	20	16	14	23
18	30	20	19	32	5	7	4	9 CC	12	14	11	15 C	30	20	8	43	11	4	4	11QCC	42	24	20	47
19	36	28	29	36	5	6	4	7QCC	22	12	15	20	22	16	21	17	13	8	6	15 CK	23	16	18	21
20	14	13	17	10	22	17	17	23 K	10	7	7	10 CK	17	14	18	14	20	6	21	6 KK	29	35	44	20
21	7	7	9	6 CC	11	9	7	14 C	6	6	10	3 CC	10	9	7	12QCC	11	5	3	13 CC	18	12	23	8
22	11	11	12	10 CC	14	11	11	14 CC	6	5	2	9QCK	24	15	11	29	7	5	5	7QCC	14	8	12	10QCC
23	16	11	13	15 C	12	13	11	14 KC	20	21	22	19	14	11	20	5 K	8	4	6	6QCC	10	5	7	8QCC
24	19	14	12	21	6	3	4	5QCC	13	7	6	15 CK	7	3	4	7QCC	6	3	2	6QCC	15	10	7	18 K
25	15	12	12	15 CK	9	8	9	8 CC	8	4	5	7 CC	11	7	9	11 CC	24	12	12	25	48	34	38	45
26	4	6	6	4 CC	10	16	10	16 KC	7	3	3	7QCC	16	4	9	12 CC	21	7	15	13	47	39	67	20
27	4	4	4	4QCC	6	4	4	6QCC	3	2	2	3QCC	24	15	14	25	20	8	9	19	40	32	45	27
28	4	2	2	4QCC	14	12	10	16 K	10	7	8	10 CC	10	4	6	9QCK	32	21	39	14	30	26	30	26
29	14	7	3	18 K					13	8	12	9 CC	10	6	10	7 CC	36	24	45	15	24	11	11	24
30	44	69	46	67					6	3	5	4 CC	48	34	9	74	24	16	29	11	25	20	22	24
31	65	66	74	57					10	7	6	11 CK					23	15	10	29				
	20.3				16.8				16.6				20.9				23.7				23.5			
	18.1				13.8				13.0				15.4				16.9				17.4			
	19.3				15.3				14.9				18.2				20.4				20.6			

	JULY				AUG.				SEP.				OCT.				NOV.				DEC.			
	N	S	M		N	S	M		N	S	M		N	S	M		N	S	M		N	S	M	
1	13	8	16	5 K	34	28	28	34	32	26	33	26	6	7	7	6QCC	19	16	15	21	11	10	8	13 C
2	7	6	6	8QCC	31	27	36	23	18	8	8	18QK	8	6	4	11QCC	34	21	16	39	22	29	18	33
3	5	2	4	4QCC	21	15	17	20	23	16	17	22	8	6	8	7QCC	27	24	31	21	74	42	58	59
4	30	21	8	43	28	19	19	29	9	10	9	11QCK	10	10	11	9 CC	14	7	9	12 CK	42	24	25	42
5	32	21	33	20	26	22	27	21	21	10	12	20	19	11	14	17 K	3	4	4	2QCC	48	30	24	55
6	37	31	46	22	22	18	19	22	20	9	14	15Q	10	4	7	8 CK	28	21	14	36	40	30	24	46
7	22	23	21	25	23	13	23	13	11	5	6	11QC	25	19	11	34	62	50	48	65	26	23	25	24
8	29	22	25	26	14	13	19	9	22	22	26	19	24	21	25	20	79	43	65	58	28	19	21	27
9	26	34	34	26	20	11	18	14 C	27	24	31	20	13	13	11	15 C	56	41	34	62	14	16	17	14
10	23	20	17	27	14	12	8	18 KK	20	15	17	19	18	17	16	20	48	32	33	48	2	3	3	2QCC
11	15	10	16	9 C	12	7	8	11QCK	40	36	32	44	37	34	30	41	27	22	25	24	4	6	5	5QCC
12	12	3	7	8 CC	10	8	7	12QCC	26	24	33	17	83	50	46	88	27	27	24	30	9	6	6	9 CK
13	13	6	10	9 CC	7	4	4	8QCC	20	9	8	22Q	40	27	25	41	10	11	10	11 C	16	15	20	11 K
14	13	5	5	13QCC	7	3	5	4QCC	99	91	109	81	42	40	41	41	8	8	10	6 CC	24	30	13	41
15	11	5	8	9QCC	18	12	6	25 K	61	47	38	71	33	22	27	28	9	7	11	5 CC	14	17	18	14
16	18	8	13	14 C	15	9	8	17QC	54	54	51	57	36	18	29	26	5	4	4	5QCK	14	9	11	12 CC
17	27	31	33	25	20	11	11	20	52	63	70	45	10	6	10	6 CK	30	34	15	49	8	6	6	8 CC
18	18	14	11	21	40	34	28	46	24	31	23	33	12	10	10	12 CC	7	8	10	5QC	3	6	6	4QCC
19	9	10	8	11 CK	32	29	11	50	43	54	53	44	11	6	9	9 CC	5	6	6	5QCC	7	11	2	16 K
20	14	6	5	16 K	68	50	81	38	20	20	17	23	24	26	13	37	6	9	11	4 CC	38	39	34	42
21	42	35	26	52	42	35	45	32	54	45	21	79	14	18	25	7	4	5	3	7QCC	21	21	16	27
22	25	19	20	25	18	17	17	18	161	107	123	145	5	6	5	7QCC	16	13	5	24 K	25	24	17	32
23	40	18	21	38	26	26	34	18	112	87	174	25	12	6	5	13 C	16	11	18	9 C	23	19	17	26
24	50	38	53	36	23	16	26	14	31	31	14	48	79	76	106	50	37	38	20	55	23	12	11	25
25	26	20	25	21	20	8	13	16	81	81	106	57	25	20	29	16	25	17	30	12	5	10	10	4QCK
26	32	25	33	25	25	21	22	24	45	34	37	42	14	17	17	15	5	6	8	3 CC	5	7	6	7 CC
27	38	23	38	24	37	22	11	48	60	40	20	81	8	7	8	8QCC	8	7	6	9 CC	6	6	7	5 CK
28	14	13	21	7 K	46	33	28	51	62	57	63	57	17	17	7	28	10	11	16	5 KC	33	20	20	33
29	9	4	3	10QC	29	26	35	21	34	34	32	36	92	79	16	156	17	14	9	23	27	30	25	32
30	48	38	41	46	25	14	14	26	19	19	24	15	55	35	79	12	30	47	29	48	12	14	8	19 K
31	46	23	28	42	39	33	25	47					10	15	17	9 KK					5	5	5	5QCC
	24.0				25.6				43.4				25.8				22.5				20.4			
	17.5				19.2				36.9				21.0				18.7				17.3			
	20.8				22.5				40.2				23.5				20.7				18.9			

ANNUAL MEAN N 23.61 S 18.77 M 21.27

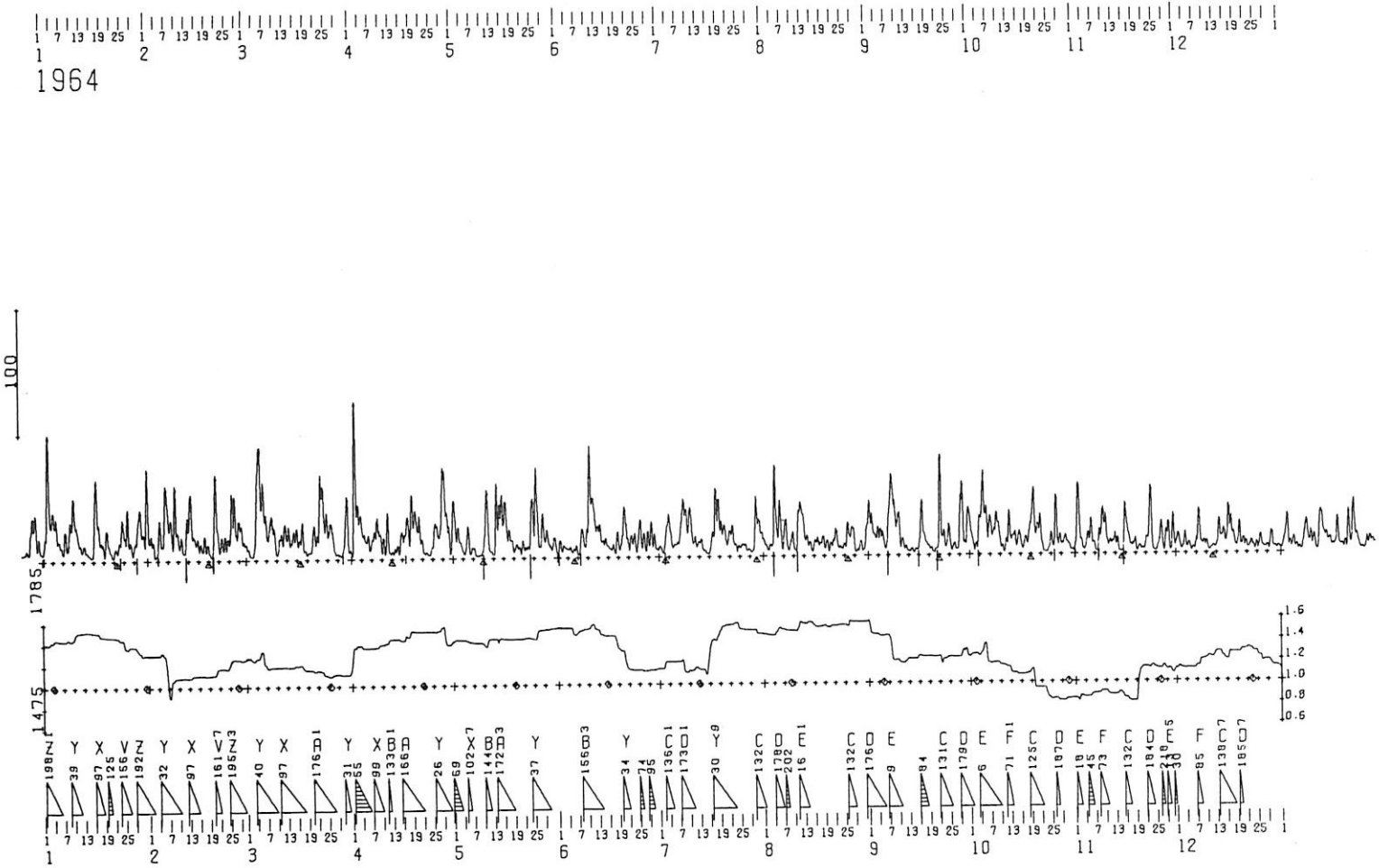
1964
100
1785
1475
1.6
1.4
1.2
1.0
0.8
0.6

	JAN.				FEB.				MAR.				APR.				MAY				JUNE			
	N	S		M	N	S		M	N	S		M	N	S		M	N	S		M	N	S		M
1	14	12	9	18 C	20	13	15	18	10	6	8	9 CC	73	46	4	115	34	29	43	21	12	8	6	14 CC
2	65	73	88	50	11	12	11	13 KK	3	3	3	3QCC	48	37	44	41	18	20	23	15	10	4	5	10 CC
3	41	23	27	38	5	4	3	5QCK	24	11	8	28	28	35	30	32	11	8	12	7 CC	10	4	8	7QCC
4	38	23	27	34	19	26	24	21	81	77	70	89	19	19	18	21	7	4	4	8 CK	10	5	7	9 CC
5	17	12	13	16	25	14	10	29	58	43	40	62	21	10	13	18	14	21	24	11 K	8	3	4	8QCC
6	10	8	12	7 CC	48	46	54	41	33	25	31	28	11	7	8	11 CK	8	5	5	8 CC	7	6	7	6QCC
7	13	18	11	20 K	32	21	24	30	24	16	19	22	17	19	14	22	6	5	9	2QCC	13	5	3	15 CK
8	18	10	10	18	41	23	11	53	33	28	33	28	28	23	29	22	3	2	2	3QCC	19	13	22	11
9	41	30	29	43	28	17	25	21	12	15	22	5	14	16	19	12	5	4	3	6QCC	21	11	10	23
10	34	27	34	28	17	11	9	19	10	12	5	17 KK	9	12	16	6 KK	36	31	19	48	64	55	75	43
11	16	12	17	11	7	6	7	6QC	13	17	19	11	21	23	16	30	30	11	35	6	43	42	48	38
12	13	6	11	9 CC	24	22	23	23	27	21	29	19	6	4	5	5QCK	6	3	6	3QCC	26	19	20	26
13	9	9	11	8 CC	45	41	48	38	20	16	23	14	9	4	4	8 CC	40	25	5	60	22	18	27	13
14	5	4	5	4QCC	20	13	17	17	17	14	12	20	8	8	7	9QCC	34	29	22	42	16	8	13	12 CC
15	4	3	2	4QC	13	13	11	15 K	19	21	14	26	18	13	10	22 K	38	37	49	26	17	5	12	10 CC
16	48	48	45	51	10	10	11	9QCK	17	10	11	16 C	17	15	13	19	38	35	46	27	10	4	7	7QCC
17	23	18	28	14	14	12	7	19 KK	21	20	23	18	34	23	33	25	19	18	16	21	9	5	9	5 CC
18	16	10	15	12 KK	11	7	7	12QCK	6	5	8	4QCK	36	30	18	49	10	9	13	6 CK	15	15	10	21 K
19	14	14	4	25 K	4	4	5	2QCC	6	6	6	6QCC	38	28	27	38	12	7	9	11 CC	10	5	5	10 C
20	12	8	12	8 CK	49	27	11	65	17	12	8	22	29	22	23	28	10	5	7	8QCC	28	28	20	37
21	5	3	5	2QCC	26	18	27	17	22	15	19	19	20	13	18	16	13	6	6	13 CC	21	17	27	12
22	8	8	9	7QCC	13	11	6	19 KK	52	29	14	67	4	4	5	4QCC	8	5	6	8 CC	13	10	6	18 KK
23	8	14	11	12 C	13	13	7	20 K	50	42	56	36	6	3	5	4QCC	17	9	10	16 K	20	9	10	19 K
24	22	29	27	24	13	14	11	16 K	28	25	26	28	9	5	5	9QCK	38	38	46	31	12	5	5	13 C
25	38	17	18	37	43	26	21	49	29	19	20	29	26	20	20	26	57	40	55	43	19	22	29	12
26	15	13	13	15	32	34	40	27	17	16	21	13	22	15	22	16	17	6	14	9 K	11	15	13	13 KK
27	10	5	7	8QCC	32	18	18	31	7	4	6	5 CC	48	39	27	60	26	25	29	22	14	12	5	21 KK
28	16	18	12	22	27	17	26	19	4	3	3	4QCC	52	52	70	34	21	13	12	23	24	11	12	25
29	32	38	34	35	16	11	15	12 CK	9	5	3	11 CK	24	27	29	22	12	8	10	10 CK	13	11	11	14 K
30	19	19	18	21					38	43	35	45	19	16	4	30	15	7	6	17 KK	10	3	7	6QCC
31	49	39	26	63					6	5	5	6QC					9	5	10	4 CK				
	21.7				22.7				23.0				23.9				19.8				17.6			
		18.4				17.3				18.9				19.6				15.1				12.6		
			20.1				20.1				21.0				21.7				17.5				15.2	

	JULY				AUG.				SEP.				OCT.				NOV.				DEC.			
	N	S		M	N	S		M	N	S		M	N	S		M	N	S		M	N	S		M
1	11	4	9	6 CK	15	6	11	10 CK	45	23	38	31	16	15	19	12 K	36	27	10	53	15	13	13	15 C
2	10	4	3	11 CK	11	3	5	9 CC	23	14	21	16	12	4	7	9 CC	24	22	34	12	6	6	8	5 CC
3	38	21	26	34	12	6	8	10 C	23	14	14	23	16	23	7	32	6	4	7	4 CC	10	13	8	16 KC
4	15	15	20	11	61	41	72	30	16	19	18	17	52	42	34	60	11	13	8	18 KC	6	9	5	10 CC
5	14	5	10	10 CC	35	24	17	43	13	12	16	10 KK	38	34	32	39	21	18	11	29	4	5	5	4QCC
6	15	6	10	11 CK	13	10	18	5 K	23	13	6	30	25	17	12	30	8	9	9	9 CK	8	6	5	9 CC
7	30	26	20	38	23	27	28	22	56	47	41	62	28	15	25	19	4	2	3	3QCK	23	24	12	36
8	46	34	43	38	9	6	6	9 CK	40	39	45	34	28	23	19	33	16	24	21	20	11	7	10	8 C
9	36	19	21	34	20	9	12	17 C	31	23	24	31	21	21	26	16	35	28	37	26	9	11	11	10 CC
10	28	22	34	16	6	3	5	4QC	21	10	20	12	7	5	5	7 CC	17	11	18	10	4	5	7	3 CC
11	17	10	13	14 CK	52	27	36	43	9	7	11	5 CC	9	6	2	13QCK	9	9	11	8 CC	4	6	4	6 CC
12	14	7	8	13 CC	34	27	34	28	7	4	7	4 CC	22	25	20	27	17	9	9	17 CC	5	7	6	6QCC
13	13	10	12	11 CC	21	10	14	17	6	4	4	5QCC	15	12	11	16 C	7	11	8	11 CC	17	20	10	28
14	5	4	4	4QCC	12	6	8	10 CC	5	2	3	5QCC	15	10	19	6 C	2	3	2	3QCC	13	14	14	14
15	3	2	3	2QCC	8	4	5	8QCC	6	5	5	6QCC	17	15	16	16 K	22	25	6	41	15	11	17	10 K
16	22	6	8	20 C	17	7	12	12 CC	21	37	14	44	9	4	8	6 CC	20	19	23	16	26	29	21	35
17	38	30	15	54	14	6	11	10 CC	20	10	17	14	11	12	14	10 CC	8	6	8	7 CC	23	22	31	15
18	41	35	44	32	16	12	13	15 C	12	6	9	9 CC	25	14	14	26	11	9	9	12 CC	10	8	12	6 CC
19	27	18	29	17	12	7	7	13 CC	5	6	4	7QCC	50	35	32	54	5	4	5	4QCC	21	15	10	26 K
20	18	20	26	12	11	4	4	12 CC	4	4	2	5QCC	26	16	18	25	5	6	8	4 CC	11	9	8	13 CK
21	20	11	10	21	11	8	8	12 CK	10	6	5	11 C	27	22	20	30	5	5	4	5 CC	7	8	6	10 CC
22	22	19	17	25	18	16	22	12 K	58	35	79	15	6	7	10	3QCK	13	15	14	14	6	6	5	8 CC
23	11	8	11	9 CK	9	4	6	8 CC	14	13	21	7	2	2	2	2QCC	31	44	40	36	8	8	9	8 CC
24	9	5	6	8QCC	8	7	6	10QCC	21	13	12	22 K	10	9	6	14 CC	4	3	4	3QCK	7	5	3	10 CC
25	13	5	8	11 CC	19	12	7	25	9	6	10	5 CK	10	7	11	7 C	5	7	4	9QCK	9	7	4	13 CC
26	12	5	9	9 CC	23	12	16	20	8	8	10	7 CC	26	34	48	13	20	21	18	23 K	8	7	9	6 CC
27	7	4	5	6QCC	19	19	22	16	13	7	4	16 K	12	11	11	12 KC	9	6	4	11 C	5	7	5	7QCC
28	6	2	4	5QCK	5	4	3	5QCC	61	39	48	52	14	7	9	13 CC	23	20	18	26	9	5	4	10 CK
29	33	25	18	41	12	7	7	12 CC	12	7	9	10 C	14	9	14	10 CC	11	5	3	13 K	7	13	16	5 KK
30	28	24	26	27	4	5	4	6QCK	43	23	33	33	6	6	9	4QCC	20	13	26	8	4	5	6	4QCC
31	17	15	19	14	24	21	19	26					5	4	4	5QCC					3	8	6	4QCC
	19.9				17.9				21.2				18.6				14.3				10.3			
		13.6				11.5				15.1				15.1				13.3				10.3		
			16.9				14.8				18.2				16.9				13.8				10.3	

ANNUAL MEAN N 19.25 S 15.07 M 17.21

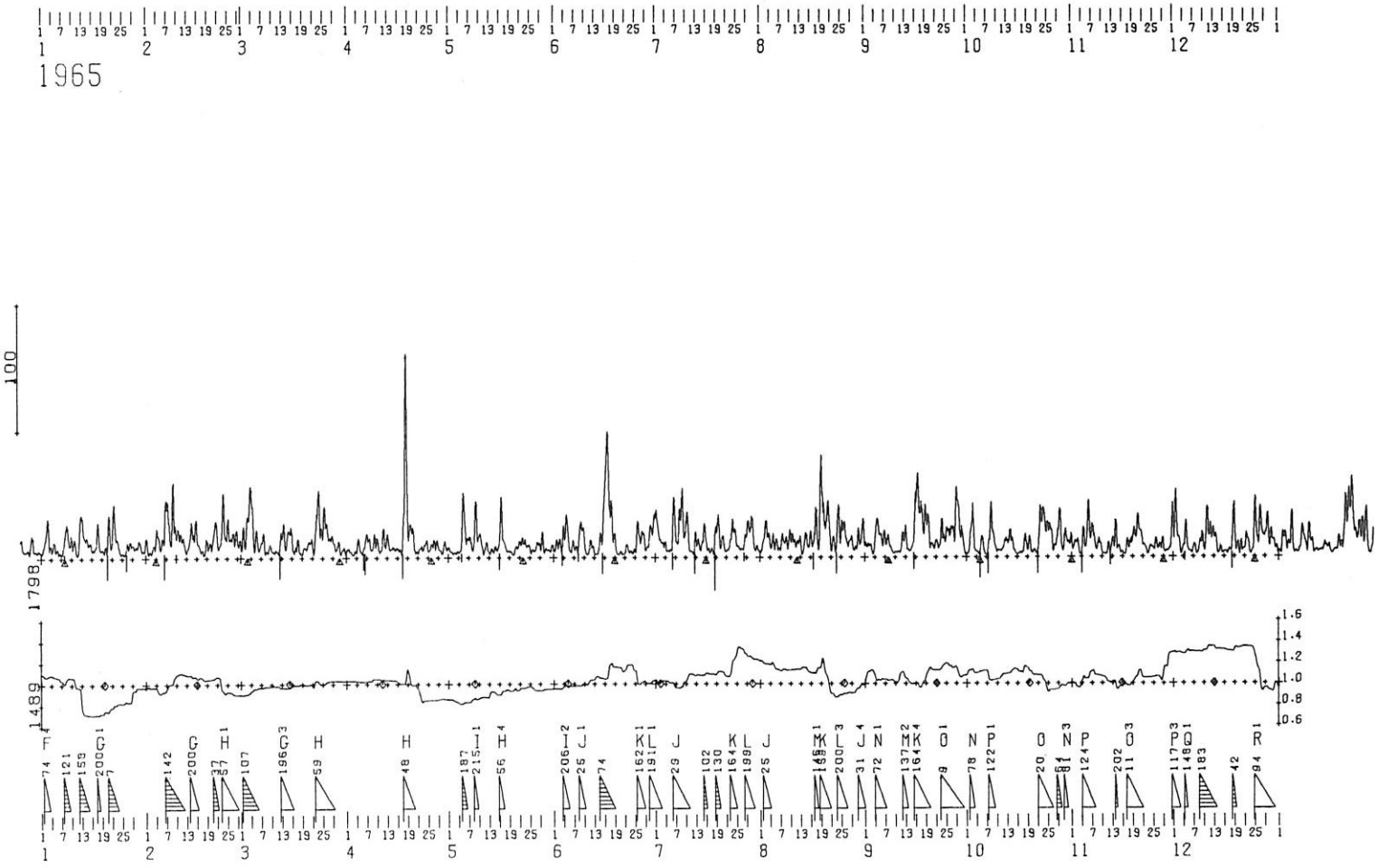
1965
100
1798
1489
1.6
1.4
1.2
1.0
0.8
0.6

	JAN.				FEB.				MAR.				APR.				MAY				JUNE			
	N	S	M		N	S	M		N	S	M		N	S	M		N	S	M		N	S	M	
1	5	8	4	9 CC	7	8	12	3 CC	18	13	6	25 K	7	5	6	7 CC	6	4	7	4 CC	13	6	5	14 CC
2	26	20	15	31	6	5	5	5QCC	18	19	8	30	4	3	5	2QCC	5	2	3	4QCC	14	8	7	15 CC
3	16	6	13	9 K	9	11	10	11 KK	52	37	33	57	6	3	3	6QCC	5	3	3	5 CC	20	9	4	25
4	11	8	7	13 CC	17	18	20	15 K	28	22	40	11	10	11	12	9 CC	9	4	5	8 C	21	26	16	31
5	7	5	5	8 CC	12	8	6	14 CC	15	16	15	15 K	6	4	5	5 CC	48	28	51	25	13	7	14	5 C
6	3	4	4	4QCC	29	26	11	44	8	6	5	10 CC	16	9	8	18 CC	15	11	10	16 K	9	8	7	11 CC
7	9	7	4	12 CK	48	24	44	28	12	17	12	17 K	16	12	13	16 K	13	12	17	9 KK	10	4	6	8 CC
8	26	21	24	24	49	17	11	56	5	4	4	4QCK	7	6	6	8QCK	30	15	8	38	19	19	12	26
9	16	12	10	18	19	23	20	22	8	8	8	9 CC	17	12	18	12 K	26	11	22	15	26	17	21	23
10	15	7	7	15 CK	20	17	22	14	5	3	5	4QCC	9	5	11	4 CC	16	13	20	9 K	4	4	6	2QCK
11	3	4	5	2QCK	20	12	18	14	6	5	7	4QCC	17	11	7	22 K	6	3	2	7QCC	11	7	4	14 CC
12	25	26	17	34	8	7	11	5QCC	13	11	3	21 KK	14	9	9	15 C	11	6	12	5 CC	10	4	8	7 CC
13	25	15	25	16	9	10	7	12QCK	19	18	20	17	11	9	14	6 CC	6	4	3	8QCC	3	3	3	3QCC
14	11	15	16	11 C	23	21	29	15	16	13	8	22	9	6	7	9 CC	9	4	4	10QCC	16	11	8	20 K
15	12	9	11	10 CC	26	17	13	30	26	15	20	22	9	5	5	8 CC	10	4	6	9 C	33	25	13	45
16	7	6	6	7QCC	12	7	10	9 CK	9	4	7	7 CK	8	4	5	8 CC	36	28	32	33	76	93	70	99
17	20	17	9	28 K	5	6	4	6QCC	11	9	5	15 KC	22	14	2	33	11	9	12	9 C	48	39	43	45
18	8	5	8	6 CK	13	4	2	16 KK	2	4	4	3QCC	74	128	139	64	8	3	5	5 CC	26	16	24	19
19	9	4	7	7 CC	9	9	6	12QCK	9	5	7	8 CC	23	22	19	26	5	2	4	3QCC	6	3	6	3 CK
20	16	12	5	23	10	11	7	15 C	12	6	6	11 CC	18	17	19	17	8	4	3	9 CC	4	3	2	5QCC
21	17	12	21	9	34	16	25	26	16	10	11	16 KC	6	3	4	5QCK	12	7	7	13 CC	2	3	2	3QCC
22	38	27	37	28	9	7	7	10 C	13	8	2	20 K	10	5	6	8 CC	15	10	9	16 CC	11	5	9	8 CC
23	13	12	14	11 C	39	31	19	51	47	37	31	53	9	5	5	10 CC	12	9	11	10 CC	6	3	4	5 CC
24	4	4	4	4QCC	19	11	17	13	23	12	16	20	11	9	11	9 CC	13	6	9	10 CC	7	3	3	7QCC
25	4	4	4	4QCC	27	17	30	15	34	27	38	23	7	5	5	8 CC	7	3	3	7 CC	23	11	6	29
26	7	10	10	7 CC	17	15	13	20	24	16	27	13	15	8	11	13 CC	10	2	5	7 CC	23	8	17	15
27	12	11	13	10 CC	18	15	11	22	16	15	13	18	11	9	9	11 CC	18	6	12	12 CC	15	15	18	13 K
28	9	7	9	8 CC	13	10	9	14 CK	9	7	11	5 CC	7	4	6	5QCC	14	10	7	17 KK	10	4	7	8 CK
29	12	8	8	13 CC					13	8	8	13 CC	10	5	4	12 CC	7	4	4	8 CK	26	18	22	22
30	10	7	12	4 CC					5	4	2	7QCC	10	5	8	8 CC	6	4	6	5 CC	27	30	25	32
31	10	6	7	10 CC					6	5	9	3 CC					11	5	7	9 CC				
	13.2				18.8				16.2				13.5				13.2				17.8			
		10.3				13.6				12.4				11.7				7.7				13.8		
			11.8				16.3				14.3				12.6				10.5				15.7	

	JULY				AUG.				SEP.				OCT.				NOV.				DEC.			
	N	S	M		N	S	M		N	S	M		N	S	M		N	S	M		N	S	M	
1	29	25	32	23	12	4	5	12 CC	12	7	10	10 CC	6	3	3	6 CK	9	8	6	11 CK	38	29	14	53
2	13	11	13	11 C	23	22	16	29	11	8	9	10 CC	34	30	22	43	15	10	11	14 CC	17	13	16	14
3	15	8	11	12 CC	17	14	16	15	7	4	2	10 CK	6	5	7	4 C	2	2	2	2QCK	6	4	3	8 CC
4	7	4	5	6QCC	18	8	7	19 KK	33	20	26	28	3	3	4	2QCC	13	19	22	10 K	26	13	11	29 K
5	7	4	6	5QC	13	7	6	15QCK	20	14	17	18	14	12	11	15 KC	30	25	13	43	5	6	7	4 CK
6	36	32	40	28	8	5	5	8QCC	18	12	9	22	3	3	4	2QCK	29	12	22	20	6	4	4	6 CC
7	16	8	12	12 C	18	8	13	14 CC	16	11	10	18	12	10	9	13 C	19	16	23	12	7	6	11	3 CC
8	50	36	37	50	17	9	10	16 CC	9	6	9	7QCC	29	35	44	21	11	6	6	12 CC	7	8	4	12 CC
9	26	13	23	17	21	8	7	22	5	2	4	4QCC	8	7	9	6 CK	11	7	12	6 CC	13	14	12	16 K
10	25	26	36	15	10	16	12	15QK	6	3	4	4QCC	7	4	6	5 CC	2	3	2	3QCC	25	15	5	36
11	6	3	4	5QCC	19	6	14	11 CK	9	2	4	8 CK	6	6	5	7 CC	9	5	3	12 CC	25	20	22	24
12	16	6	2	21 KK	17	10	11	17 C	23	14	20	18	14	12	14	12 CC	7	10	3	14 CC	21	16	14	24
13	13	7	9	12 CK	5	3	2	6QCC	14	6	13	7 KK	20	12	12	21	28	13	12	29	12	17	16	13
14	12	5	6	12 CK	18	13	15	17 C	7	6	5	8QCC	12	11	15	8 CK	8	7	6	9 CK	7	4	3	9QCC
15	22	19	24	17	14	10	8	17 KK	30	22	12	40	4	2	4	2QCC	7	3	5	5 CC	3	4	4	3QCC
16	10	3	5	8 CC	16	9	13	13 K	52	57	56	53	4	4	3	4QCC	2	2	2	2QCC	4	4	4	4QCC
17	6	5	5	6QCC	27	28	31	24	34	37	34	38	5	3	3	5 CC	8	12	14	7 CC	3	8	5	5QCC
18	16	9	3	23 K	47	24	5	65	36	23	18	41	9	16	19	8 KK	14	13	13	15 K	23	29	14	38
19	24	28	27	25	49	42	48	43	30	25	25	31	10	12	11	11 CC	19	17	20	17	17	9	17	10 K
20	13	10	7	16 C	32	27	22	38	12	6	8	11 C	6	3	4	6 CC	26	27	24	29	11	6	5	12 CC
21	7	5	9	4 CC	20	27	34	14	15	6	8	13 CC	4	3	4	2QCC	22	14	20	16	5	5	4	6QCK
22	10	4	7	8 CC	14	11	10	15 CK	11	7	11	7 CC	26	29	19	37	10	8	10	8 CC	13	16	15	14 K
23	32	12	14	31	20	8	4	25	21	19	11	29	40	26	31	36	4	4	4	4QCC	6	6	10	2 CC
24	14	18	19	13	24	22	36	11	16	13	17	13	33	15	21	28	7	9	8	9 CC	21	16	6	32
25	10	6	10	7 CC	34	17	26	26	25	19	21	23	24	21	24	21	13	7	6	15 CC	26	17	29	15
26	8	4	7	6 CC	17	10	16	11	20	21	19	22	16	7	15	8 KK	8	7	8	8 CC	32	27	25	34
27	17	10	12	15 C	17	10	12	14 CC	36	23	19	41	16	11	9	19	11	13	10	14 KC	18	15	18	16
28	30	21	29	22	10	5	10	5QCC	40	42	44	38	26	29	33	23	4	6	5	4QCC	29	24	19	35
29	25	26	24	27	13	9	9	13 KK	16	18	15	20	15	7	5	17 K	6	5	5	6 CC	17	12	8	22
30	11	4	7	9 CK	20	8	17	12	4	5	6	2QCC	17	11	17	11	26	27	11	43	12	11	13	10 C
31	7	3	6	4QCC	21	21	30	12					13	15	10	19 K					6	7	10	4 CC
	17.3				19.7				19.6				14.3				12.8				15.0			
		12.1				13.6				15.3				11.9				10.5				12.5		
			14.8				16.8				17.5				13.1				11.7				13.8	

ANNUAL MEAN N 15.95 S 12.11 M 14.07

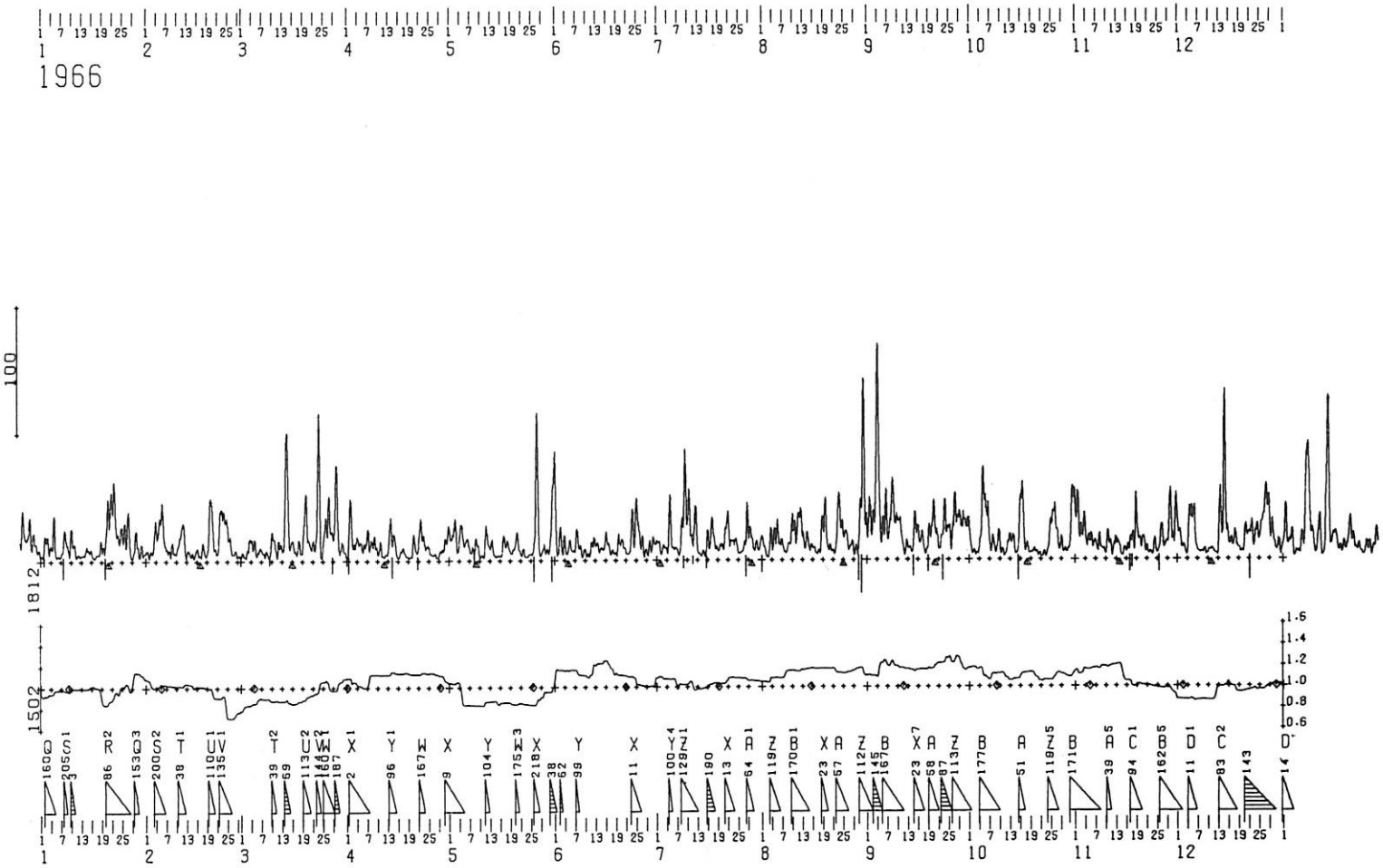
1966
100
1812
1502
1.6
1.4
1.2
1.0
0.8
0.6

	JAN.				FEB.				MAR.				APR.				MAY				JUNE			
	N	S	M		N	S	M		N	S	M		N	S	M		N	S	M		N	S	M	
1	4	5	5	4QCK	8	5	8	5QCC	5	5	7	4QC	27	28	6	50	20	14	17	17	22	13	31	4
2	18	20	20	19 K	6	6	7	6 CC	7	4	3	8QCK	16	23	29	10	30	25	27	30	18	16	16	18 K
3	12	9	9	13 CC	25	19	11	33	15	15	15	15 K	15	14	10	20 K	11	7	6	13 C	18	7	4	21 KK
4	24	20	9	35	26	18	17	28	20	9	12	18 K	18	12	15	15	29	24	29	24	9	3	5	7 CK
5	6	4	7	4 CK	42	33	31	43	8	4	6	6 CK	13	7	11	10 CC	15	11	11	15 C	13	12	16	9 CC
6	5	4	4	5 CC	17	11	16	12	8	10	9	9 CC	14	11	10	16 C	17	12	18	11 K	8	6	8	7 CK
7	14	14	7	21 K	12	5	8	9 CC	6	5	6	5QCC	24	10	23	11	9	8	6	11 CC	18	21	23	16
8	16	14	18	12	10	8	3	15 KC	7	6	8	5 CC	20	11	15	17 K	14	8	4	18 KK	10	7	11	6 CC
9	21	10	7	25	8	4	6	6QCC	13	7	4	16 KK	9	11	11	10 CK	7	9	11	5 CK	9	5	5	9QCC
10	15	12	14	14	15	13	11	17	20	13	17	16	12	10	7	16 KC	4	3	4	4QCC	6	3	3	6QCC
11	5	4	5	5 CC	28	23	22	29	14	4	6	12 KK	4	2	4	3QCC	23	10	5	29 K	10	8	4	14QKC
12	4	5	5	4QCC	12	9	19	2 K	12	10	10	12 CK	6	4	6	4 CC	16	8	13	11 C	16	12	13	16
13	5	4	5	4QCC	10	6	9	7 CC	25	27	8	45	32	18	16	35	12	11	15	9 KC	13	10	12	11 CK
14	8	10	9	10 CC	5	5	4	6QCC	79	58	101	37	17	15	12	21	5	2	4	3QCC	13	6	9	11 CC
15	10	7	7	10 CC	8	4	3	10 CC	16	9	10	16 C	9	4	11	3 CK	5	3	4	4QCC	17	7	9	16 CK
16	3	4	4	3QCC	8	5	8	5 CC	12	7	12	9 CC	8	4	3	9 CC	14	7	4	17 CC	18	12	16	14 K
17	4	6	4	6 CC	10	8	3	15 CC	13	8	4	17 KC	7	9	10	7 CC	18	10	16	13	9	4	4	9 CC
18	10	12	7	16 CC	6	4	7	4 CC	7	5	6	6 C	5	2	4	4 CC	14	6	12	8 CC	9	3	5	7QCC
19	6	10	11	6 C	35	22	10	47	43	34	27	50	4	2	2	4QCC	9	5	6	9 CC	18	7	4	21 KK
20	30	41	23	48	28	38	44	22	21	16	22	16	11	16	12	16 KK	21	14	12	23 K	17	10	11	16
21	40	44	31	53	7	8	10	5 CK	15	9	10	14 CC	11	4	8	8 C	10	7	10	7 CK	12	6	10	9 CC
22	47	47	40	54	30	18	9	40	15	9	11	13 C	23	28	24	27	10	3	4	10 CC	8	3	5	6QCC
23	24	17	20	21	48	30	40	39	76	72	55	94	20	14	21	13	4	2	3	3QCC	35	21	15	41
24	25	17	16	27	36	23	30	29	5	6	5	6QC	15	7	11	11 CC	6	3	4	5QCC	36	17	10	44
25	22	22	14	30	21	14	16	20	29	27	22	35	7	4	6	5QCC	12	5	5	13 C	26	33	36	23
26	28	26	14	39	5	6	5	6QCC	35	34	19	50	7	4	4	6QCC	79	72	49	103	18	10	9	20 K
27	4	5	8	2 C	6	6	8	4 CC	22	20	22	21	3	2	2	3QCC	9	6	11	4 C	8	4	2	10 CK
28	14	14	6	22 K	4	4	5	3QCC	58	44	26	76	8	7	8	7 CC	13	7	7	13 CC	11	7	4	14 CC
29	9	10	11	9 CK					22	13	28	7	13	12	8	18 KC	9	5	5	9 CC	18	7	6	19 KK
30	7	10	4	12 CC					14	9	10	13 KC	21	22	16	27	16	10	6	21 K	15	11	13	13 C
31	6	6	5	7QCC					4	7	7	4QCC					68	69	59	77				
	14.5				17.1				20.9				13.3				17.2				15.2			
	13.9				12.6				16.2				10.5				12.4				9.6			
	14.2				14.8				18.6				12.0				14.8				12.5			

	JULY				AUG.				SEP.				OCT.				NOV.				DEC.			
	N	S	M		N	S	M		N	S	M		N	S	M		N	S	M		N	S	M	
1	13	13	14	12 CC	15	10	14	12 C	41	30	27	45	13	9	15	8 C	50	33	32	51	27	18	21	24
2	11	5	4	12 CC	4	2	4	2QCC	34	24	19	40	5	7	7	5QCC	28	16	17	28	12	9	10	12 CK
3	13	6	9	10 CC	17	17	12	22 K	85	86	37	133	9	5	6	8 CC	29	25	24	30	6	5	8	4QC
4	39	20	8	52	18	20	13	25	99	63	120	42	43	36	18	62	18	12	13	18	32	34	33	34
5	13	7	11	10 C	22	19	21	20	25	22	14	34	52	43	55	41	17	17	14	20	35	40	38	38
6	14	5	10	9 CC	18	11	13	16	38	36	38	36	30	31	39	23	15	12	11	16 C	14	13	18	9 K
7	8	5	6	6QCK	12	4	9	7 CC	27	23	17	33	14	11	6	20 K	15	9	10	13 KK	8	4	6	6 CC
8	40	29	31	38	14	6	7	13 CC	57	49	59	48	9	7	11	5 CK	14	8	13	9 CK	7	7	7	8 CC
9	50	56	79	28	23	18	12	30	30	30	28	32	21	15	15	22 K	6	8	9	5QCK	5	5	5	6QCC
10	38	37	56	19	29	21	25	26	31	30	30	31	9	4	4	9 CK	13	20	18	15 K	7	8	9	8 CC
11	24	15	19	21	31	28	22	38	14	9	15	8QC	5	4	3	6QCC	9	10	16	3 CC	7	7	8	7QCC
12	29	26	41	15	31	33	41	23	14	6	8	13QCC	20	15	14	21 K	18	11	13	16 K	4	4	4	4QC
13	7	3	5	5QCC	14	11	15	10 K	11	8	10	9QCC	19	14	13	20	16	12	16	12 K	37	47	44	40
14	8	4	6	7QCC	21	12	23	11	19	16	7	29	7	6	9	5 CK	5	3	5	4QCC	76	79	22	134
15	19	7	3	24 KK	10	11	11	10 CC	32	26	31	28	32	25	11	46	9	7	10	6 CC	28	25	31	22
16	18	6	10	14 C	10	7	10	6QCC	18	13	14	17	42	49	48	44	9	10	12	7 CK	16	13	12	18
17	32	20	34	19	9	4	5	9QCC	15	14	21	8 K	14	6	9	11 C	22	18	19	22	18	16	11	24
18	9	8	9	9QCC	20	21	9	32	7	6	5	9QCK	8	6	9	6 CC	23	37	8	53	9	11	11	9 CK
19	14	6	8	13 CC	36	37	31	43	30	23	29	24	8	6	7	8 CC	22	19	24	18	9	6	8	8 CC
20	14	8	13	10 C	15	7	11	11 C	38	33	31	41	7	6	6	7 CC	16	14	13	18	18	15	6	27
21	41	19	25	36	12	6	10	9 CC	19	18	20	17	4	4	3	5QCC	13	10	15	9 CK	24	19	22	22
22	21	16	22	16	12	3	4	11QC	16	12	8	20Q	5	3	2	6QCC	7	5	8	5QCC	25	27	21	32
23	17	9	15	12 C	43	42	37	48	33	36	22	48	7	4	4	7QCC	5	6	6	5QCC	18	15	10	24
24	14	12	18	8 KC	26	26	25	27	25	20	21	24	22	22	11	33	12	11	15	8 KC	18	27	29	16
25	9	3	6	6QCC	23	20	20	23	24	14	27	12	36	37	36	38	9	8	6	12QCK	25	29	24	30
26	17	6	8	15 CC	12	8	11	9 C	44	39	30	53	24	29	29	24	18	26	29	15	50	42	36	57
27	30	23	14	39	13	11	12	12 CC	28	36	31	32	12	11	8	15 C	12	14	11	15 K	57	36	41	52
28	24	20	27	17	12	4	4	13QCC	30	36	34	31	11	8	13	7 CC	35	34	18	51	29	19	17	33
29	17	6	16	7 K	28	16	4	41	32	31	31	32	6	8	7	7 CC	26	24	29	21	12	10	14	9 C
30	13	11	16	9 KC	107	75	40	142	29	30	26	33	27	18	10	36	37	39	37	39	13	11	9	15 KC
31	18	9	10	17 CC	46	22	32	37					66	44	57	54					8	7	4	11QCK
	20.5				22.7				31.6				19.1				17.6				21.2			
	13.5				17.1				27.1				15.8				15.9				19.7			
	17.1				20.0				29.4				17.5				16.8				20.5			

ANNUAL MEAN N 19.23 S 15.38 M 17.36

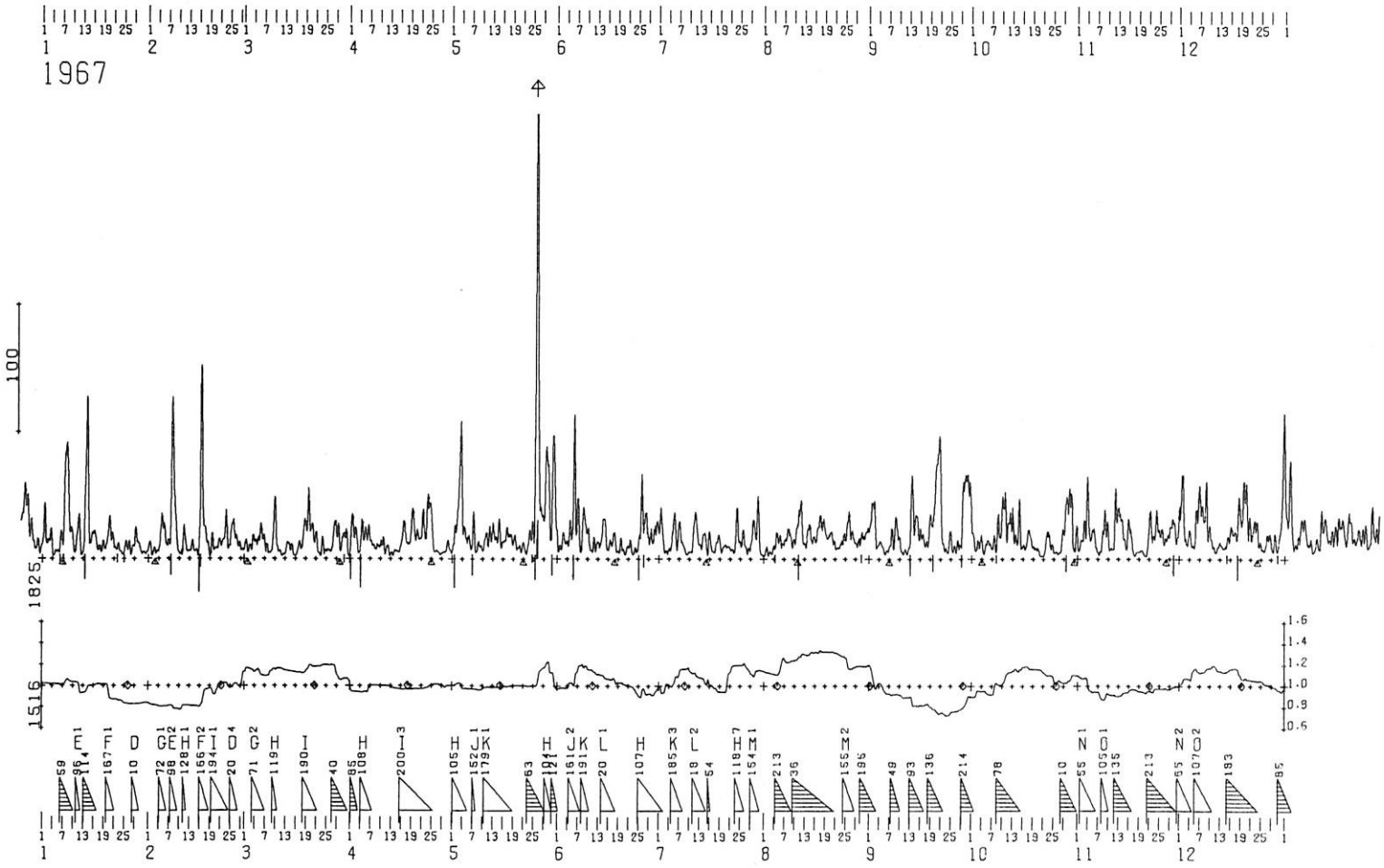
1967
100
1825
1516
1.6
1.4
1.2
1.0
0.8
0.6
1 2 3 4 5 6 7 8 9 10 11 12

1967

	JAN.				FEB.				MAR.				APR.				MAY				JUNE			
	N	S		M	N	S		M	N	S		M	N	S		M	N	S		M	N	S		M
1	29	32	19	43	12	9	13	8 CC	11	12	12	11 CK	33	24	22	34	25	12	12	27	12	3	5	10QCK
2	15	13	12	16	8	6	4	10QCC	10	9	8	11 CK	21	17	16	23	39	27	26	41	18	13	11	21
3	16	20	17	19 K	6	5	5	7QCC	16	14	13	17	10	5	10	5 C	74	91	81	85	15	12	13	14 K
4	5	4	2	8QCK	20	22	12	31	15	12	13	14	22	24	20	27	20	24	20	24	26	16	11	32
5	5	7	5	8 CK	28	23	27	25	22	20	14	28	20	18	19	20	19	13	16	16	51	42	18	75
6	12	19	17	15	15	12	11	16 K	21	14	15	20	22	19	22	19	10	9	10	10 C	54	40	62	33
7	58	52	25	84	53	55	11	97	9	8	5	12 KK	14	11	14	11 CK	23	21	38	7	24	17	36	5
8	66	65	92	38	64	76	94	47	6	4	4	6QCK	11	6	8	9 CC	12	7	6	14QCC	31	29	19	41
9	22	22	22	23	15	8	17	6 C	29	30	14	44	14	8	12	11 CC	10	6	9	8QCC	24	24	27	22
10	7	7	6	8 C	4	3	4	3QCK	15	13	20	9	13	15	10	18 K	15	10	9	16 CK	13	9	15	7 CK
11	29	28	22	36	22	18	23	17 K	5	5	6	4QCC	8	6	4	10 CC	24	14	20	19	14	9	5	18 KK
12	4	4	4	5QC	5	7	6	7QCC	2	5	4	4QCC	8	4	9	3 CC	23	15	18	21	13	7	6	14 CK
13	49	50	16	82	11	10	7	15QCC	11	11	10	12 CC	6	4	5	5QCC	24	13	20	18	18	6	12	12 C
14	83	51	123	11	9	4	7	7 CC	14	7	10	12 CC	6	6	6	7QCC	23	22	12	33	31	24	23	33
15	20	16	16	21	11	7	5	14 K	4	2	4	3QCC	9	6	5	10 CC	15	10	12	14 C	19	12	24	8
16	18	21	22	16	83	110	125	68	9	6	5	10QCC	25	21	15	31	17	11	13	15Q	13	11	11	13 CC
17	9	8	7	10 CC	24	23	26	22	9	11	11	10 CK	21	13	21	13	29	13	23	20	18	16	14	21
18	11	9	5	15 CC	9	9	12	6 CK	22	27	21	29	18	12	11	19	15	15	20	10	11	4	8	7QCK
19	12	7	8	12 CK	12	14	5	20 KK	47	31	22	57	31	35	37	29	16	14	18	13 K	13	9	4	17 KK
20	24	28	19	34	8	8	8	9 CK	26	24	22	29	16	22	14	24	12	8	9	11QCC	8	4	8	4QCK
21	15	18	16	17	10	14	9	17 CC	20	16	15	21	15	15	15	16	13	4	4	13 CC	12	5	6	11 CC
22	8	7	9	7 CC	14	11	10	16 C	8	8	11	5 CK	30	31	36	25	8	4	9	4QCC	12	8	11	11 CC
23	11	8	13	6 CC	28	28	18	38	14	6	2	18 KC	37	25	16	46	22	10	10	22 K	10	4	4	10QCC
24	4	4	4	4QCC	8	10	8	11 C	6	5	4	8 CC	45	41	45	41	25	17	14	29	11	3	5	9QCC
25	8	13	11	11 CC	30	23	25	29	7	7	7	8 CC	15	9	19	5 K	178	118	24	273	44	30	20	55
26	8	11	13	6 CC	23	15	21	18	10	6	6	10 CK	6	5	7	5QCC	186	149	286	49	38	24	34	29
27	10	8	9	10 CK	12	8	9	12 CC	35	22	27	30	6	3	4	4QCC	40	31	36	35	32	22	38	17
28	22	17	26	13	9	7	8	8 CC	14	23	21	16	6	4	4	6QCC	71	55	36	89	16	18	17	17
29	10	8	12	7 CC					12	13	8	17 K	14	8	7	15 CC	54	51	72	33	22	13	13	22
30	6	5	4	7QCC					25	20	22	24	8	4	8	4 CC	65	49	17	98	30	24	30	24
31	6	4	4	7QCC					6	3	5	4 C					52	39	68	24				
	19.5				19.9				14.9				17.0				37.4				21.8			
		18.2				19.5				12.7				13.9				28.5				15.2		
			18.9				19.8				13.8				15.5				33.1				18.6	

	JULY				AUG.				SEP.				OCT.				NOV.				DEC.			
	N	S		M	N	S		M	N	S		M	N	S		M	N	S		M	N	S		M
1	31	29	30	30	9	5	6	8QCK	45	25	26	45	16	17	22	12 K	11	7	6	13 C	54	55	41	67
2	14	5	14	6 C	7	3	5	5QCC	33	37	43	27	14	8	7	16 KK	21	23	14	30	26	19	29	17
3	8	5	6	8QCC	10	5	4	11QCC	12	9	10	11 C	17	12	9	20 K	49	32	16	65	20	13	10	23
4	15	6	7	15 C	18	12	10	21	13	10	13	10 CC	10	4	6	8 CK	21	14	20	16	15	11	15	11 C
5	31	28	31	28	17	14	14	18	7	4	8	4QCC	12	13	11	15 CC	22	22	23	20	25	21	9	38
6	21	12	7	27	13	10	13	11 C	10	6	8	9 CC	11	10	13	9 CC	9	6	10	5 CK	43	44	28	58
7	24	11	22	14	21	14	17	18	18	17	11	25 K	14	13	12	15 KK	4	5	4	5QCK	40	35	34	41
8	10	5	10	5 CC	23	18	24	18	22	21	9	34	23	21	8	37	32	28	24	38	54	37	31	60
9	7	3	4	6QCC	16	9	9	16 K	21	20	24	17	34	19	18	36	17	26	18	25	22	20	16	27
10	6	4	5	6QCK	27	19	19	28	10	3	7	5QCC	54	39	39	54	8	7	7	9 CK	12	12	16	8 C
11	43	23	29	38	45	36	34	47	6	6	7	5QCC	18	23	13	28	40	11	8	44	7	6	8	5QCC
12	20	14	23	11	18	10	15	13	8	6	5	9QC	37	32	38	32	36	36	32	39	11	12	10	14 CC
13	17	8	9	16 K	18	14	9	24	43	56	50	50	18	20	18	21	32	35	37	31	8	10	11	8QCC
14	18	16	20	15 K	24	19	28	15	28	27	20	35	32	23	11	45	18	14	18	14	7	9	8	9QCK
15	14	12	3	23 KK	17	15	15	18	25	19	27	16	16	8	15	9 K	17	23	8	32	17	23	19	21
16	11	5	10	6 CK	19	20	14	25	21	17	18	21	12	7	10	9 CC	19	18	21	17	17	25	24	19
17	12	6	5	13 CC	33	24	33	25	14	10	10	14 C	23	18	18	24	4	3	4	3QCC	20	16	22	14
18	18	13	16	15 K	29	26	30	26	22	20	10	33	13	14	18	10 K	7	4	6	6QCC	31	46	38	39
19	13	4	7	10 CC	17	18	19	17	29	31	26	34	9	6	8	8 CC	8	6	7	8QCC	45	44	27	62
20	14	7	11	11 CC	20	22	20	23	59	63	46	75	8	5	9	4QCC	4	4	4	3QCC	51	41	45	48
21	11	8	10	9 CC	15	8	11	13 C	88	88	84	92	3	2	2	3QCC	14	10	4	20 K	25	24	24	26
22	9	6	7	8QCC	13	5	9	10QCC	16	15	20	12	12	10	5	18 KK	20	31	32	19	25	15	16	25
23	30	15	6	40	14	10	12	12QKK	5	8	7	6QCC	16	21	19	19	13	25	18	21	26	30	27	30
24	20	13	20	13	19	14	19	14	17	14	10	22 K	8	9	8	10QCK	32	26	36	24	11	10	10	12 C
25	21	13	11	23	29	30	27	33	13	6	10	10 CK	6	4	5	6QCC	22	19	18	24	6	7	8	6QCC
26	11	7	10	8 CK	28	15	21	23	13	5	5	14 CC	6	3	4	5QCC	17	12	11	18	13	16	10	20 K
27	9	6	9	6 CC	18	11	16	13	10	9	8	11 C	17	18	13	22	15	18	17	17	15	17	17	16
28	29	16	15	32	13	11	9	15 KK	52	44	42	53	45	41	36	50	36	21	26	31	10	8	6	13QCK
29	29	17	22	25	22	12	13	22	62	66	67	62	43	42	36	49	23	21	27	17	8	13	14	7 KK
30	34	13	41	6	21	14	15	21	50	47	50	48	20	37	49	9	31	19	18	33	18	23	16	25
31	4	2	4	2QCC	24	19	22	22					16	16	7	25 K					90	76	52	115
	17.9				19.9				25.8				18.8				20.1				24.9			
		10.7				15.0				23.6				16.6				17.6				23.9		
			14.4				17.5				24.7				17.8				18.9				24.5	

ANNUAL MEAN N 21.49 S 17.95 M 19.79

1967
// EJECT

LIST OF S.S.C.'S.

Y	M	J	H	C	D	AT	ANS	N
1868	1	23	13.3	1*1	4.8	**	16	1
1868	3	5	6.0	1*2	4.0	**	19S	2
1868	3	30	11.8	2*2	5.2	**	13S	3
1868	3	30	17.6	2*2	4.0	**	25	4
1868	4	2	8.3	2*1	1.2	**	14S	5
1868	4	13	18.1	2*2	4.0	**	25N	6
1868	4	27	6.7	0*1	7.2	**	16S	7
1868	5	20	8.6	2*3	1.2	**	34S	8
1868	5	26	12.2	1*1	1.6	**	4	9
1868	6	7	18.3	2*2	4.8	**	33N	10
1868	6	10	15.7	2*1	1.6	**	24	11
1868	6	29	16.0	2*1	4.0	**	18	12
1868	7	8	19.0	2**	4.0	**	29N	13
1868	7	10	12.0	3**	4.0	**	31N	14
1868	8	20	11.3	2*1	6.0	**	8S	15
1868	9	15	7.3	2*1	1.2	**	7S	16
1868	9	30	17.8	2*2	4.0	**	28	17
1868	11	15	12.3	1*1	4.0	**	26	18
1868	12	13	3.9	1*2	2.4	**	29S	19
1868	12	20	5.9	1*2	6.4	**	24S	20
1869	1	20	7.9	2*3	3.2	**	37S	1
1869	1	25	23.2	2*2	4.0	**	14N	2
1869	2	2	18.7	1*1	4.8	**	9N	3
1869	2	19	19.0	2*1	4.8	**	37N	4
1869	3	3	1.4	1*2	1.6	**	5N	5
1869	4	15	11.4	3*3	1.6	**	29S	6
1869	5	3	22.8	2*1	6.0	**	12N	7
1869	6	7	1.8	2*2	4.0	**	31N	8
1869	6	24	17.1	2*2	4.0	**	27	9
1869	7	3	13.6	2*2	4.0	**	23	10
1869	7	17	4.2	1*1	3.2	**	8S	11
1869	7	17	12.4	2*1	4.8	**	25	12
1869	7	29	23.3	2*1	4.8	**	16N	13
1869	8	15	6.3	1*1	6.0	**	31S	14
1869	8	15	17.9	2*1	2.4	**	15	15
1869	8	19	22.2	2*2	4.8	**	19N	16
1869	8	24	7.7	2*2	2.4	**	14S	17
1869	8	31	23.9	2*1	3.6	**	17N	18
1869	9	9	22.5	3*3	3.2	**	35N	19
1869	9	13	23.6	3*3	2.4	**	32N	20
1869	10	6	9.7	2*2	4.0	**	26S	21
1869	10	25	6.5	2*2	4.4	**	28S	22
1869	11	21	21.6	1*1	5.2	**	14N	23
1869	11	26	16.4	2*2	5.2	**	26	24
1869	12	10	4.4	1*2	4.8	**	26S	25
1869	12	14	7.1	0*2	4.0	**	31S	26
1870	1	1	3.9	2*2	2.4	**	32S	1
1870	1	1	19.2	1*1	2.4	**	22N	2
1870	1	3	8.4	2*3	2.8	**	64S	3
1870	1	4	13.7	1*1	3.6	**	37	4

Y	M	J	H	C	D	AT	ANS	N
1870	1	8	11.2	2*2	2.4	**	31S	5
1870	1	26	8.1	2*2	2.8	**	32S	6
1870	1	30	14.8	2*1	4.0	**	15	7
1870	2	1	3.0	1*2	3.2	**	33S	8
1870	2	4	7.5	0*1	4.0	**	16S	9
1870	2	11	18.7	2*3	2.4	**	17N	10
1870	2	23	12.6	1*1	3.2	**	12	11
1870	3	8	7.1	2*2	4.0	**	33S	12
1870	3	16	23.8	1*1	3.6	**	10N	13
1870	3	22	0.2	2*2	4.0	**	26N	14
1870	4	5	4.2	1*1	7.2	**	17S	15
1870	4	7	1.9	2*2	4.0	**	26N	16
1870	4	12	7.4	2*2	5.2	**	15S	17
1870	4	15	23.1	2*1	6.8	**	23N	18
1870	4	27	22.3	1*1	4.4	**	11N	19
1870	4	28	20.8	1*1	2.4	**	21N	20
1870	5	16	13.5	2*1	1.6	**	15	21
1870	5	30	17.5	2*2	6.0	**	26	22
1870	6	15	13.6	2*2	4.8	**	25	23
1870	6	17	5.9	3*3	1.6	**	33S	24
1870	7	5	3.3	1*1	3.2	**	17S	25
1870	8	20	0.5	2**	2.4	**	33N	26
1870	8	22	0.2	2**	6.4	**	19N	27
1870	9	3	16.2	3*3	2.4	**	49	28
1870	9	4	17.6	2*3	6.8	**	44	29
1870	9	21	0.8	2*1	4.0	**	17N	30
1870	9	24	2.6	3*2	4.8	**	21N	31
1870	9	26	18.5	1*1	3.6	**	33N	32
1870	9	30	6.6	2*2	1.2	**	11S	33
1870	10	14	15.4	3*3	4.0	**	51	34
1870	10	20	18.6	1*1	2.4	**	22N	35
1870	10	24	9.9	2*3	2.4	**	48S	36
1870	10	25	12.2	3*3	4.8	**	42	37
1870	11	9	4.2	1*2	2.4	**	29S	38
1870	11	19	9.6	2*3	2.4	**	28S	39
1870	12	8	18.7	3*3	4.0	**	18N	40
1871	1	3	5.9	333	1.2	89	75S	1
1871	1	10	4.6	3*3	1.6	**	41S	2
1871	1	13	9.9	233	3.2	45	37S	3
1871	1	27	16.4	221	5.2	10	15	4
1871	2	3	4.4	222	5.6	27	7S	5
1871	2	10	22.4	221	3.2	14	13N	6
1871	2	12	19.1	233	4.0	69	40N	7
1871	3	2	18.3	222	4.8	22	23N	8
1871	3	17	21.7	222	4.0	15	22N	9
1871	3	23	9.5	333	2.0	89	61S	10
1871	3	31	20.6	221	4.8	21	9N	11
1871	4	1	4.2	121	3.2	48	37S	12
1871	4	9	16.6	222	2.4	48	32	13
1871	4	13	20.9	333	2.4	22	30N	14

Y	M	J	H	C	D	AT	ANS	N
1871	4	17	19.0	333	2.4	55	43N	15
1871	4	23	2.6	333	4.0	46	32N	16
1871	4	26	6.4	111	4.0	14	15S	17
1871	5	19	9.4	222	3.2	31	19S	18
1871	5	25	15.0	222	3.2	39	41	19
1871	5	29	6.8	122	4.0	27	19S	20
1871	6	11	1.3	121	2.0	24	29N	21
1871	6	17	23.5	333	1.6	89	64N	22
1871	6	26	18.6	111	4.0	14	21N	23
1871	8	21	16.5	222	3.2	17	24	24
1871	9	6	21.3	222	2.4	45	33N	25
1871	9	15	12.3	122	4.0	15	23	26
1871	10	4	13.7	222	2.8	22	26	27
1871	10	7	6.8	111	6.0	15	21S	28
1871	10	8	3.8	222	4.8	17	24S	29
1871	11	9	11.8	222	2.8	29	30S	30
1871	11	9	15.3	111	3.2	27	24	31
1871	11	9	22.3	111	1.6	74	39N	32
1871	12	20	3.8	122	2.4	15	34S	33
1872	1	6	18.0	1*2	2.4	**	8N	1
1872	1	9	7.3	0*1	4.0	**	18S	2
1872	1	31	14.6	1*2	5.2	**	24	3
1872	2	1	0.7	2*2	3.6	**	22N	4
1872	2	4	14.5	3*3	3.2	**	53	5
1872	2	18	1.7	2*2	4.0	**	21N	6
1872	2	20	0.7	2*2	2.4	**	20N	7
1872	3	1	19.2	1*2	4.8	**	21N	8
1872	4	3	13.4	111	4.0	15	16	9
1872	4	10	14.0	333	3.2	35	32	10
1872	4	15	2.8	110	2.8	10	11N	11
1872	4	29	5.7	221	4.0	17	13S	12
1872	5	1	0.6	111	2.8	13	11N	13
1872	5	1	4.0	221	6.0	33	34S	14
1872	5	7	8.9	211	3.6	10	10S	15
1872	5	13	12.5	210	4.0	5	9	16
1872	5	22	8.2	3*3	2.0	**	25S	17
1872	5	25	13.5	2*1	4.0	**	19	18
1872	6	21	13.8	3*2	4.0	**	31	19
1872	7	6	14.2	222	4.4	18	23	20
1872	7	7	17.0	333	1.6	65	45	21
1872	7	8	7.1	232	2.0	33	34S	22
1872	7	16	10.5	1*2	5.2	**	13S	23
1872	7	19	4.2	2*2	3.6	**	24S	24
1872	8	3	7.6	233	2.4	50	44S	25
1872	8	8	19.1	333	3.2	75	60N	26
1872	8	14	18.2	233	4.0	35	38N	27
1872	8	20	14.5	222	4.0	18	26	28
1872	8	24	20.8	220	4.0	10	15N	29
1872	9	2	12.3	333	2.4	36	33	30
1872	9	9	5.9	122	4.8	20	20S	31

Y	M	J	H	C	D	AT	ANS	N
1872	9	15	17.1	222	4.0	10	19	32
1872	9	20	2.5	232	4.0	45	8N	33
1872	9	28	7.7	222	4.4	38	33S	34
1872	9	29	10.0	122	4.0	17	18S	35
1872	10	6	0.8	222	2.0	17	27N	36
1872	10	14	22.3	333	1.2	86	83N	37
1872	11	10	6.5	1*1	2.8	**	19S	38
1872	11	10	10.6	1*2	3.2	**	29S	39
1872	11	24	0.6	333	2.0	26	24N	40
1872	12	14	14.8	2*2	7.2	**	23	41
1872	12	15	20.6	2*2	1.6	**	13N	42
1873	1	3	6.7	222	4.0	17	16S	1
1873	1	24	6.9	011	7.2	17	12S	2
1873	3	8	5.4	111	5.2	15	22S	3
1873	3	9	7.9	333	2.8	50	41S	4
1873	4	9	3.5	222	2.8	30	22S	5
1873	4	25	9.4	222	4.8	17	10S	6
1873	6	18	23.9	12*	4.8	22	19N	7
1873	8	5	2.6	221	4.0	17	21N	8
1873	10	3	21.4	111	4.0	15	13N	9
1874	1	15	19.6	333	3.2	43	25N	1
1874	1	17	0.2	122	4.0	26	24N	2
1874	2	1	13.4	011	6.4	7	7	3
1874	2	4	7.6	111	4.0	23	21S	4
1874	4	1	6.0	011	6.0	20	9S	5
1874	4	12	20.6	222	2.0	22	20N	6
1874	5	10	4.2	221	4.8	26	24S	7
1874	5	15	19.3	221	4.0	22	32N	8
1874	5	26	5.0	222	3.2	22	15S	9
1874	7	14	3.7	222	2.4	23	22S	10
1874	7	31	6.0	222	2.8	31	28S	11
1874	8	11	19.9	111	3.6	17	21N	12
1874	9	29	6.6	122	2.4	17	19S	13
1874	10	3	13.8	222	4.4	22	27	14
1875	2	24	15.6	111	6.0	13	14	1
1875	3	11	4.1	111	6.4	17	14S	2
1875	3	20	17.5	111	2.4	20	22	3
1875	3	28	4.0	122	6.8	38	26S	4
1875	4	13	11.4	222	5.2	15	15S	5
1875	4	24	0.0	111	4.0	12	12N	6
1875	4	29	13.2	111	3.2	13	17	7
1875	6	29	9.3	222	4.0	35	27S	8
1875	12	16	18.9	122	6.0	20	15N	9
1876	1	13	22.7	221	4.8	14	10N	1
1876	2	5	4.5	122	4.0	17	16S	2
1876	2	19	3.7	222	4.4	37	27S	3
1876	2	25	12.9	111	2.8	5	8	4
1876	3	25	0.5	11*	4.0	10	11N	5
1876	3	26	20.9	221	4.8	15	19N	6
1876	5	24	14.8	110	4.0	10	11	7
1876	7	26	17.6	221	4.0	14	19	8
1876	8	11	17.3	111	5.2	10	17	9
1876	9	8	21.1	110	4.0	12	13N	10
1876	9	22	13.0	221	3.2	19	16	11
1876	12	10	0.8	111	3.2	17	14N	12
1876	12	21	16.3	111	4.0	8	11	13
1877	1	6	14.4	222	3.6	24	23	1
1877	3	9	18.6	111	4.4	15	15N	2
1877	4	14	17.2	111	4.8	12	15	3
1877	5	11	8.9	222	4.8	22	18S	4
1877	5	28	18.4	210	3.6	15	24N	5
1877	7	30	20.6	110	6.0	17	20N	6
1877	10	11	17.3	22*	4.8	20	19N	7
1877	11	3	0.1	22*	3.2	40	26N	8
1877	11	8	6.1	11*	1.6	17	**	9
1877	12	2	7.2	011	4.8	15	22S	10
1878	1	23	14.2	122	4.4	8	11	1
1878	1	24	0.5	222	3.2	15	14N	2
1878	3	20	1.0	122	4.0	13	15N	3
1878	4	2	9.9	122	4.8	10	9S	4
1878	4	2	14.0	222	4.0	8	10	5
1878	4	15	11.7	222	4.4	8	11S	6
1878	5	14	6.2	233	4.0	30	26S	7
1878	6	2	8.0	22*	6.4	22	**	8
1878	6	3	7.5	22*	2.8	20	**	9
1878	7	6	15.2	222	6.0	18	20	10
1879	2	27	14.7	111	4.4	10	7	1
1879	5	23	19.0	111	4.0	7	15N	2
1879	6	17	9.6	122	6.0	17	13S	3
1879	9	7	5.3	022	4.0	13	13S	4
1879	10	7	16.3	111	4.8	10	9	5
1879	12	10	13.6	011	4.0	7	9	6
1880	1	7	5.0	011	4.8	5	10S	1
1880	1	19	17.7	122	3.2	15	16	2
1880	3	2	4.2	011	8.8	20	27S	3
1880	4	28	9.5	111	4.0	10	9S	4
1880	5	13	2.5	111	3.6	10	10N	5
1880	5	14	15.0	221	4.4	22	26	6
1880	7	26	18.0	110	6.0	7	16N	7
1880	8	8	14.2	011	4.4	10	14	8
1880	8	11	10.2	333	2.4	30	21S	9
1880	8	12	11.6	333	1.6	22	24S	10
1880	8	18	13.8	222	2.0	25	23	11
1880	8	19	3.6	122	3.6	17	24S	12
1880	9	9	23.2	011	5.6	13	10N	13
1880	9	14	9.2	122	5.2	15	11S	14
1880	11	29	8.4	011	3.6	13	17S	15
1881	1	21	2.9	011	4.0	7	8N	1
1881	1	22	2.8	122	9.6	17	23N	2
1881	1	23	9.6	011	3.2	15	18S	3
1881	1	30	18.7	222	3.2	22	31N	4
1881	1	31	8.8	121-	2.4	-48	-49S	5
1881	2	26	1.7	111	2.8	13	21N	6
1881	3	27	3.4	122	5.2	23	27S	7
1881	4	19	19.6	122	1.6	25	31N	8
1881	4	27	11.6	111	4.4	12	11S	9
1881	5	6	5.3	111	5.6	10	10S	10
1881	5	25	8.6	111	2.4	17	9S	11
1881	6	3	9.3	222	4.0	13	11S	12
1881	6	23	11.0	222	4.0	10	13S	13
1881	7	1	9.4	122	4.0	20	17S	14
1881	7	7	12.8	222	3.2	5	10	15
1881	8	16	5.7	111	7.2	10	12S	16
1881	8	23	17.9	111	3.2	5	14	17
1881	11	23	5.1	111	4.0	13	27S	18
1881	12	19	11.8	222	4.0	26	29S	19
1881	12	22	13.8	122	5.6	8	10	20
1882	1	29	7.7	022	5.2	10	14S	1
1882	2	18	0.1	122	3.6	20	13N	2
1882	2	20	15.1	121	1.6	38	33	3
1882	4	16	23.2	332	1.6	50	67N	4
1882	4	20	3.7	333	1.6	33	25S	5
1882	4	28	22.9	222	4.0	17	21N	6
1882	5	14	20.0	222	1.6	43	48N	7
1882	5	22	9.4	222	2.8	31	29S	8
1882	6	15	3.1	333	4.0	48	29S	9
1882	6	19	22.7	222	6.4	15	20N	10
1882	6	24	12.5	222	1.6	28	20	11
1882	7	31	14.2	121	6.4	24	29	12
1882	8	4	15.9	333	1.6	48	40	13
1882	8	10	3.4	222	4.4	24	24S	14
1882	8	16	11.1	111	3.2	6	8S	15
1882	8	21	18.9	221	6.0	12	22N	16
1882	9	11	22.8	232	4.0	27	32N	17
1882	9	12	2.9	222	5.2	71	90N	18
1882	10	2	9.8	333	3.2	72	56S	19
1882	10	24	2.7	122	3.2	20	12N	20
1882	11	2	2.1	222	2.4	16	26N	21
1882	11	3	0.7	333	2.4	48	45N	22
1882	11	11	23.2	332	5.2	42	33N	23
1882	11	14	14.1	222	2.4	55	47	24
1882	11	16	8.3	222	2.0	20	21S	25
1882	11	17	10.1	333	0.8	62	81S	26
1882	11	25	16.4	122	1.6	51	42	27
1882	12	15	10.2	222	7.2	20	19S	28
1882	12	15	23.7	222	2.4	38	39N	29
1883	2	20	5.3	111	3.2	20	28S	1
1883	2	24	13.7	333	2.8	28	27	2
1883	3	6	16.1	222	4.8	25	24	3
1883	4	3	9.0	333	2.4	63	40S	4

Y	M	J	H	C	D	AT	ANS	N
1883	6	30	5.2	222	4.0	9	12S	5
1883	7	9	22.2	122	2.4	14	17N	6
1883	7	18	8.8	222	1.6	30	33S	7
1883	7	23	1.3	111	4.0	14	12N	8
1883	7	26	14.9	221	7.6	20	23	9
1883	7	29	23.8	332	4.0	16	25N	10
1883	8	14	21.0	110	4.0	10	15N	11
1883	8	18	6.4	222	3.6	20	24S	12
1883	9	5	13.9	222	4.0	12	17	13
1883	9	12	23.5	222	4.0	19	20N	14
1883	9	16	2.6	333	1.6	38	30N	15
1883	9	18	15.7	222	4.0	28	32	16
1883	9	23	12.3	222	4.0	9	14	17
1883	10	16	16.1	333	2.8	30	30	18
1883	11	2	15.1	111	3.2	12	17	19
1883	11	2	23.2	122	1.6	34	24N	20
1883	11	5	4.9	122	4.0	20	24S	21
1883	11	22	1.7	222	4.0	14	25N	22
1883	11	22	5.5	222	4.0	36	35S	23
1883	12	10	18.3	111	3.2	7	8N	24
1884	1	10	22.9	122	2.4	23	20N	1
1884	2	4	13.0	122	4.0	9	11	2
1884	2	29	17.2	222	3.2	36	35	3
1884	3	7	18.5	222	2.0	28	33N	4
1884	3	14	11.6	011	4.8	7	11S	5
1884	3	16	22.6	122	5.2	13	14N	6
1884	3	28	20.3	121	6.8	22	23N	7
1884	4	10	9.7	222	4.0	50	33S	8
1884	4	26	16.3	22*	4.0	28	36N	9
1884	5	31	6.5	121	4.4	13	13S	10
1884	6	2	13.3	322	8.4	18	28	11
1884	6	17	5.0	222	4.4	19	17S	12
1884	6	22	21.0	222	4.0	21	27N	13
1884	7	2	19.2	333	6.4	83	94N	14
1884	7	13	11.3	111	4.0	10	8S	15
1884	7	13	21.1	121	4.0	20	23N	16
1884	8	20	15.8	222	4.8	9	15	17
1884	9	13	1.1	111	5.2	4	9N	18
1884	9	29	23.7	121	7.2	13	9N	19
1884	10	1	21.9	333	4.0	52	51N	20
1884	10	19	5.2	122	4.0	22	17S	21
1884	10	28	13.9	222	5.6	22	26	22
1884	11	6	17.5	222	4.0	9	16	23
1884	11	27	21.4	222	4.0	6	6N	24
1884	12	10	17.2	111	4.0	7	11	25
1884	12	19	19.7	222	2.4	24	21N	26
1884	12	22	18.0	222	3.6	12	13N	27
1885	1	2	3.9	110	4.0	6	5S	1
1885	2	5	13.5	222	4.0	16	20	2
1885	2	10	10.3	122	3.6	11	17S	3
1885	2	12	2.6	222	2.4	28	31N	4
1885	2	17	9.2	122	8.0	15	19S	5
1885	2	18	6.3	122	3.2	14	23S	6
1885	2	26	23.1	222	3.2	5	7N	7
1885	3	28	7.4	222	4.8	10	14S	8
1885	4	8	2.7	222	4.0	21	23N	9
1885	4	19	4.8	122	4.8	26	20S	10
1885	4	28	0.8	222	7.2	26	23N	11
1885	5	10	6.2	333	2.4	39	28S	12
1885	5	13	7.9	222	2.4	25	24S	13
1885	5	25	13.7	333	1.6	58	44	14
1885	6	20	4.1	222	4.0	15	14S	15
1885	6	24	22.6	333	2.4	33	37N	16
1885	6	25	3.8	233	2.4	115	40S*	17
1885	7	16	17.0	121	4.8	11	18	18
1885	7	17	19.4	222	4.8	20	18N	19
1885	7	28	2.3	121	4.0	15	23N	20
1885	7	31	17.9	222	5.2	18	23	21
1885	8	6	23.9	221	4.8	17	21N	22
1885	8	16	1.1	111	10.4	11	11N	23
1885	8	16	5.6	122	9.2	19	16S	24
1885	9	15	8.4	021	6.4	14	16S	25
1885	10	16	4.9	122	3.2	22	26S	26
1885	11	18	10.2	021	4.0	9	9S	27
1885	12	5	16.1	122	3.2	10	15	28
1886	1	8	19.5	333	4.8	31	28N	1
1886	1	9	8.2	333	1.2	59	95S	2
1886	1	13	21.8	221	4.4	8	8N	3
1886	2	9	21.9	111	3.6	3	4N	4
1886	3	2	22.3	122	4.8	12	10N	5
1886	3	9	11.7	111	2.4	5	11S	6
1886	3	30	8.0	333	2.0	99	70S	7
1886	5	26	16.2	122	4.0	26	30	8
1886	7	27	13.9	111	6.0	6	13	9
1886	8	11	21.1	222	2.8	19	24N	10
1886	9	20	22.9	222	3.6	15	15N	11
1886	10	18	10.5	222-	6.0	-15	-15S	12
1886	10	19	3.4	222	4.4	31	40S	13
1887	5	11	14.0	111	6.4	6	11	1
1887	5	26	20.8	021	6.4	24	30N	2
1887	6	5	2.1	222	8.8	16	19N	3
1887	6	18	4.8	111	4.4	10	12S	4
1887	7	7	12.2	222	4.4	25	32	5
1887	7	18	15.2	221	4.8	9	14	6
1887	8	1	11.1	333	2.4	16	19S	7
1887	8	14	10.7	211	2.4	11	15S	8
1887	8	25	1.2	222	3.6	12	21N	9
1887	10	22	21.8	11*	3.6	20	23N	10
1887	10	22	23.5	12*	2.0	70	48N	11
1888	1	7	15.9	222	4.8	11	17	1
1888	1	12	23.9	122	4.4	9	6N	2
1888	2	9	1.6	122	3.2	16	17N	3
1888	3	7	14.4	11*	4.0	9	11N	4
1888	3	27	22.0	122	5.6	10	6N	5
1888	4	2	20.3	332	3.2	26	31N	6
1888	4	28	13.0	222	7.6	25	21	7
1888	5	6	23.0	110	4.8	6	7N	8
1888	5	20	9.7	333	2.4	16	15S	9
1888	6	30	14.7	222	4.0	15	18	10
1888	8	15	19.2	111	4.0	5	7N	11
1888	8	30	17.4	111	12.8	24	28	12
1888	9	12	1.2	221	5.6	13	14N	13
1888	9	17	20.7	221	5.2	12	17N	14
1888	10	19	7.9	233	3.2	21	32S	15
1888	10	30	19.8	333	4.8	20	24N	16
1888	11	11	3.7	011	7.6	26	22S	17
1888	11	15	22.2	111	4.8	8	6N	18
1888	12	24	1.5	333	6.0	34	24N	19
1889	1	25	16.7	111	5.2	4	6	1
1889	2	3	4.4	122	7.2	12	20S	2
1889	3	26	14.5	011	6.0	9	16	3
1889	5	3	21.4	121	4.4	9	11N	4
1889	5	26	6.5	011	8.0	18	12S	5
1889	6	8	20.5	111	4.0	10	12N	6
1889	7	1	2.3	222	4.0	14	17N	7
1889	7	17	4.9	333	4.0	43	32S	8
1889	8	12	22.9	221	5.2	6	15N	9
1889	9	22	10.2	111	1.2	5	8S	10
1889	10	3	4.0	222-	4.0	-17	-23S	11
1889	10	13	14.4	222	5.2	16	21	12
1889	10	31	16.5	121	6.8	7	11	13
1889	11	9	18.3	11*	4.8	8	9N	14
1889	11	17	7.0	111	3.2	15	17S	15
1890	1	13	13.2	121	4.0	9	8	1
1890	1	20	13.9	011	4.0	2	5	2
1890	2	8	10.4	111	10.0	17	25S	3
1890	2	11	18.0	222	5.6	14	9N	4
1890	2	26	15.1	121	4.0	7	10	5
1890	3	10	16.9	11*	4.0	7	7N	6
1890	3	15	13.6	22*	5.2	11	16N	7
1890	4	5	8.0	121	1.2	14	11S	8
1890	5	3	22.5	110	4.0	8	10N	9
1890	6	1	12.3	322	4.0	13	18	10
1890	6	4	14.2	221	4.0	7	10	11
1890	6	10	19.6	110	6.0	7	13N	12
1890	6	17	0.2	12*	4.4	8	12N	13
1890	7	5	21.3	222	4.0	13	17N	14
1890	7	17	2.8	221-	6.0	-21	-26N	15
1890	10	5	7.7	12*	1.2	7	**	16
1891	1	5	10.3	022	6.0	10	13S	1

Y	M	J	H	C	D	AT	ANS	N
1891	1	16	5.3	122	4.0	26	29S	2
1891	1	23	11.6	222	4.4	15	20S	3
1891	1	28	9.8	222	2.8	11	16S	4
1891	3	2	1.9	333	4.0	21	22N	5
1891	3	3	7.5	333	8.0	56	45S	6
1891	3	31	13.9	110	7.2	9	16	7
1891	4	7	15.4	222	6.4	17	25	8
1891	5	13	8.2	222	6.0	12	12S	9
1891	5	14	21.7	121	4.0	21	30N	10
1891	5	15	22.3	121	5.2	33	33N	11
1891	5	27	16.3	221	3.2	13	17	12
1891	6	14	8.7	333	1.2	41	23S	13
1891	7	6	3.0	121	4.0	13	16S	14
1891	7	14	1.7	222	6.4	16	17N	15
1891	7	24	9.2	011	2.8	5	4S	16
1891	9	9	10.4	111	4.4	11	17S	17
1891	9	11	18.4	222	3.2	28	28N	18
1891	10	8	12.6	222	2.8	23	24	19
1891	10	11	14.9	222	3.6	23	27	20
1891	12	7	15.2	222	4.8	64	41	21
1891	12	30	1.5	333	4.0	23	17N	22
1892	1	4	12.2	222	6.4	16	17	1
1892	1	4	18.8	333	3.6	58	34N	2
1892	1	28	18.3	222	4.8	28	25N	3
1892	2	13	5.6	333	3.2	65	88S	4
1892	2	13	23.8	22*	1.3	56	64N	5
1892	2	20	19.2	332	3.6	33	43N	6
1892	2	29	18.2	22*	6.8	8	11N	7
1892	3	3	1.9	120	2.0	12	23N	8
1892	3	6	9.8	233	3.2	37	34S	9
1892	3	11	22.6	333	2.0	76	86N	10
1892	3	15	10.4	333	2.4	26	24S	11
1892	3	15	20.8	221	3.2	21	31N	12
1892	3	24	4.3	12*	7.6	29	**	13
1892	4	8	10.5	121	4.0	34	17S	14
1892	4	9	4.3	111	4.8	18	15S	15
1892	5	14	2.6	111	3.2	11	15N	16
1892	5	16	22.0	333	4.8	33	33N	17
1892	5	18	8.8	333	5.6	74	42S	18
1892	5	19	15.4	332	3.2	58	46	19
1892	6	2	9.6	110	3.6	4	4S	20
1892	6	4	9.0	111	3.2	10	9S	21
1892	6	15	10.7	121	2.8	18	8S	22
1892	6	27	5.1	333	4.0	35	24S	23
1892	7	12	17.9	333	1.6	116	61	24
1892	7	16	12.6	333	1.6	93	95	25
1892	7	16	17.4	222	2.4	139	133	26
1892	7	26	0.3	222	4.0	21	24N	27
1892	7	29	12.6	111	2.4	9	18	28
1892	8	3	14.0	221	2.4	44	32	29
1892	8	12	12.6	333	1.6	74	66	30
1892	8	12	17.8	333	1.2	67	65	31
1892	9	1	3.9	111	4.0	7	9S	32
1892	9	5	23.4	333	2.0	22	27N	33
1892	9	10	12.1	222	3.2	12	17	34
1892	9	21	3.2	222	4.8	20	19S	35
1892	10	10	2.5	222	4.4	14	18N	36
1892	10	15	5.9	122	2.8	20	31S	37
1892	11	4	2.5	333	4.0	71	31N	38
1892	12	4	20.3	232	2.8	54	41N	39
1892	12	21	7.0	01*	8.0	11	**	40
1892	12	29	9.8	111	8.8	14	21S	41
1893	1	4	5.4	022	2.4	12	23S	1
1893	1	5	11.5	111	8.0	17	18S	2
1893	1	29	9.0	233	3.2	38	43S	3
1893	2	2	3.7	122	4.0	23	29S	4
1893	2	4	11.4	121	4.0	11	20S	5
1893	2	14	3.8	33*	2.4	46	**	6
1893	2	25	10.6	222	5.2	17	19S	7
1893	3	1	15.4	222	4.4	25	28	8
1893	3	23	17.8	111	4.8	10	12	9
1893	3	25	4.6	333	4.8	47	44S	10
1893	3	25	13.2	22*	12.0	90	64N	11
1893	3	26	8.0	222	2.8	26	30S	12
1893	4	26	11.6	121	4.8	19	15S	13
1893	4	26	16.5	333	1.2	72	63	14
1893	5	18	9.9	121	6.4	14	11S	15
1893	5	30	6.7	222	4.4	31	24S	16
1893	6	9	12.9	332	2.4	38	32	17
1893	6	18	6.8	222	8.0	29	18S	18
1893	6	27	5.1	111	5.2	13	10S	19
1893	7	19	12.0	222	4.4	15	20	20
1893	8	6	3.9	333	5.6	40	37S	21
1893	8	18	0.2	222	5.2	6	10N	22
1893	8	29	7.1	122	3.2	10	15S	23
1893	9	8	0.8	222	4.8	23	25N	24
1893	9	19	11.7	222	2.8	27	31S	25
1893	9	25	14.2	221	5.2	10	15	26
1893	9	29	14.0	222	3.2	16	22	27
1893	10	12	0.2	111	2.8	5	9N	28
1893	10	26	13.1	122	10.4	26	31	29
1893	11	22	5.7	222	6.4	27	30S	30
1893	12	5	11.6	122	2.4	12	20S	31
1894	1	2	22.5	33*	7.6	49	37N	1
1894	1	11	19.8	333	2.4	42	29N	2
1894	1	13	19.4	111	1.6	16	13N	3
1894	1	22	3.1	221	4.8	20	23S	4
1894	1	25	14.6	222	4.0	22	24	5
1894	2	19	6.9	122	1.6	20	32S	6
1894	2	20	20.4	333	2.0	52	45N	7
1894	2	22	22.9	333	4.0	35	30N	8
1894	2	25	7.9	222	2.4	25	46S	9
1894	2	28	15.3	333	1.6	61	54	10
1894	3	17	8.3	122	4.0	24	21S	11
1894	3	21	11.6	111	4.8	7	8S	12
1894	3	30	19.5	121	0.8	33	36N	13
1894	4	17	10.8	111-	2.4	-15	-11S	14
1894	6	1	4.7	221	4.0	21	20S	15
1894	6	8	22.6	222	4.0	14	21N	16
1894	6	19	5.9	121	2.4	25	21S	17
1894	6	21	0.9	222	3.2	20	28N	18
1894	6	23	7.7	121	7.2	12	9S	19
1894	7	1	21.1	332	4.0	33	40N	20
1894	7	4	21.8	222	5.0	17	22N	21
1894	7	15	2.7	232	4.0	27	30N	22
1894	7	20	6.1	333	4.0	45	31S	23
1894	8	20	2.9	333	4.0	72	32N	24
1894	9	8	7.7	011	8.0	11	11S	25
1894	9	14	1.1	222	3.6	30	31N	26
1894	9	18	11.7	111	6.0	8	12S	27
1894	9	30	7.6	111	3.6	14	10S	28
1894	10	4	11.8	332	2.4	31	27S	29
1894	11	13	14.1	333	4.8	32	35	30
1894	11	17	12.2	222	3.6	22	20	31
1894	12	15	2.7	122	4.0	15	20N	32
1894	12	24	2.2	222	2.0	12	12N	33
1895	2	4	17.0	111	3.6	8	9	1
1895	2	23	22.5	222	4.8	11	12N	2
1895	3	13	2.9	111	3.2	11	13N	3
1895	3	25	0.5	12*	4.8	18	14N	4
1895	4	23	11.6	222	3.6	25	20S	5
1895	5	10	7.1	232	3.6	30	21S	6
1895	5	27	13.2	110	2.4	8	8	7
1895	5	29	2.8	333	2.0	26	32N	8
1895	6	27	3.6	111	6.0	10	8S	9
1895	7	11	8.7	222	4.8	31	21S	10
1895	8	29	1.4	110	4.8	5	8N	11
1895	9	4	0.4	222	4.4	25	26N	12
1895	9	29	14.6	111	5.2	12	8	13
1895	10	4	12.2	221	2.0	6	14	14
1895	10	26	10.5	222	6.4	9	10S	15
1895	12	7	7.0	333	4.8	56	37S	16
1895	12	21	10.8	011	8.0	14	15S	17
1896	1	2	20.7	121	4.8	9	8N	1
1896	3	10	3.5	111	6.4	14	16S	2
1896	3	11	16.2	221	7.2	14	18	3
1896	6	16	7.7	021	4.0	17	12S	4
1896	7	23	18.2	333	2.4	38	46N	5
1896	8	1	9.8	122	6.0	11	11S	6
1896	8	17	18.5	221	4.0	10	13N	7

Y	M	J	H	C	D	AT	ANS	N
1896	8	20	16.5	222	5.6	13	18	8
1896	8	29	16.7	332	5.6	24	28	9
1896	9	3	10.8	222	4.0	9	10S	10
1896	9	17	18.4	222	4.0	25	34N	11
1896	12	13	5.7	222	4.8	29	38S	12
1896	12	26	20.5	122	3.2	22	15N	13
1897	1	1	10.3	222	6.0	15	16S	1
1897	1	10	16.7	222	4.0	22	24	2
1897	1	28	17.3	322	5.2	19	22	3
1897	2	25	16.2	222	2.4	38	30	4
1897	3	24	14.7	221	4.8	19	20	5
1897	4	19	17.9	122	4.0	20	23	6
1897	4	23	6.5	222-	2.8	-44	-31S	7
1897	5	2	7.7	011	2.4	12	10S	8
1897	6	2	2.0	221	3.6	17	23N	9
1897	7	14	8.4	122	2.8	15	11S	10
1897	7	30	8.7	222	2.8	12	10S	11
1897	8	20	2.4	111	4.4	7	12N	12
1897	9	3	5.5	021	4.8	11	9S	13
1897	9	13	22.2	222	4.8	19	21N	14
1897	10	9	12.8	121	2.8	6	6	15
1897	10	23	5.4	122	4.8	20	26S	16
1897	11	17	11.6	221	4.8	13	27S	17
1897	12	9	10.2	111	6.0	12	15S	18
1897	12	20	7.8	222	5.2	20	28S	19
1898	3	14	20.9	221	4.0	9	15N	1
1898	3	15	0.8	222	0.8	15	26N	2
1898	3	17	16.5	222	4.0	16	22	3
1898	6	6	22.1	110	4.0	8	8N	4
1898	6	7	2.6	120	4.8	15	24N	5
1898	8	1	20.0	110	4.0	8	11N	6
1898	8	16	5.0	222	4.0	30	35S	7
1898	9	8	8.7	222	4.0	13	9S	8
1898	9	9	12.1	333	2.4	25	23	9
1898	9	27	15.5	111	2.4	10	13	10
1898	10	6	9.2	222	2.0	12	13S	11
1898	10	30	6.8	121	4.4	16	24S	12
1898	12	4	23.2	121	6.0	14	13N	13
1899	1	28	18.8	333	2.4	29	31N	1
1899	3	31	21.5	110	6.0	7	8N	2
1899	4	17	6.4	120	8.0	11	7S	3
1899	4	17	16.8	111	6.4	13	16	4
1899	5	15	0.6	22*	6.0	13	18N	5
1899	5	30	22.9	220	6.0	7	9N	6
1899	6	29	19.3	122	3.2	12	23N	7
1899	7	6	5.5	121	4.0	13	9S	8
1899	8	3	2.9	221	4.0	11	19N	9
1899	8	20	7.5	111	4.0	11	10S	10
1899	11	22	7.1	021	4.0	9	10S	11
1899	12	18	11.3	122	2.8	11	17S	12

Y	M	J	H	C	D	AT	ANS	N
1900	1	19	8.2	222	7.2	33	44S	1
1900	2	8	19.6	111	6.4	12	9N	2
1900	3	6	14.3	11*	6.0	5	8N	3
1900	3	8	10.4	222	2.4	10	12S	4
1900	3	12	15.2	322	4.8	14	18	5
1900	3	18	14.8	121	5.6	10	14	6
1900	3	29	1.5	221	4.0	9	9N	7
1900	5	5	3.2	333	2.4	43	34S	8
1900	6	5	11.1	221	4.0	7	6S	9
1900	6	27	15.7	12*	8.0	8	12N	10
1900	7	18	20.3	110	6.0	8	11N	11
1900	8	7	5.2	22*	2.4	21	**	12
1900	9	3	22.4	221	6.0	9	11N	13
1900	10	25	3.7	222	2.4	8	12S	14
1900	11	12	16.8	111	4.0	11	12	15
1900	12	7	5.7	122	4.0	10	21S	16
1901	1	1	13.5	121-	3.6	-15	-10	1
1901	3	12	21.0	111	6.8	6	7N	2
1901	3	23	18.6	332	4.0	24	24N	3
1901	3	29	15.9	221	4.8	12	12	4
1901	5	10	8.1	222	6.0	19	14S	5
1901	5	23	13.1	332	6.0	17	20	6
1901	5	31	8.5	222	4.0	17	17S	7
1901	5	31	15.9	221	4.0	14	19	8
1901	6	13	11.8	221	6.0	14	10S	9
1901	9	16	6.0	222	8.0	21	21S	10
1901	10	13	6.4	021	3.2	7	11S	11
1901	10	25	8.7	222	10.0	16	12S	12
1901	11	19	5.4	011	4.0	6	12S	13
1901	12	1	13.0	222	4.8	15	15	14
1901	12	7	22.1	111	4.8	8	7N	15
1901	12	27	16.0	011	9.2	7	10	16
1902	3	11	15.0	222	4.0	12	15	1
1902	3	24	2.0	222	4.0	10	16N	2
1902	4	8	11.3	111	3.6	5	6S	3
1902	4	10	9.6	222	3.2	14	20S	4
1902	4	19	16.2	111	4.0	8	13	5
1902	5	8	11.9	222	8.0	18	13S	6
1902	6	10	18.0	120	6.0	9	12N	7
1902	7	15	1.7	111	6.4	8	10N	8
1902	8	9	8.1	011	4.4	5	5S	9
1902	8	20	21.2	221	4.8	9	11N	10
1902	10	18	3.6	111	10.0	14	16S	11
1902	10	23	19.3	221	2.4	13	16N	12
1902	11	6	15.8	222	6.4	10	13	13
1902	11	14	4.4	122	4.8	20	14S	14
1902	12	9	5.7	122	5.6	12	18S	15
1903	1	26	8.8	222	5.2	8	14S	1
1903	3	4	21.5	222	6.4	15	16N	2
1903	3	22	12.9	221	3.6	6	11	3

Y	M	J	H	C	D	AT	ANS	N
1903	4	5	23.5	333	4.0	25	26N	4
1903	4	14	22.8	221	4.4	10	11N	5
1903	5	16	22.0	222	5.6	26	23N	6
1903	8	25	23.0	221	3.6	15	21N	7
1903	9	27	14.9	222	6.4	16	17	8
1903	10	25	7.8	011	4.0	8	12S	9
1903	10	29	10.1	122	4.8	15	18S	10
1903	10	31	6.0	33*	1.2	51	**	11
1903	11	18	12.1	122	4.8	34	28	12
1903	12	13	12.5	222	4.0	11	10	13
1903	12	30	3.3	222	2.0	40	29S	14
1904	1	3	9.5	011	4.0	6	9S	1
1904	1	9	17.5	222	4.8	15	17	2
1904	1	15	8.9	011	3.6	5	8S	3
1904	1	28	10.0	122	3.2	12	20S	4
1904	2	16	15.1	222	4.0	17	18	5
1904	2	21	20.5	121	4.0	6	7N	6
1904	3	29	4.7	011	4.0	12	17S	7
1904	3	31	22.7	111	7.2	8	11N	8
1904	4	17	16.4	221	4.0	15	20	9
1904	5	8	10.3	222	2.8	9	9S	10
1904	5	16	19.9	121	4.0	14	18N	11
1904	6	4	22.7	222	5.6	17	20N	12
1904	6	6	4.8	222	4.8	14	28S	13
1904	6	15	12.5	120	1.2	7	10	14
1904	7	13	15.6	122	6.0	24	30	15
1904	8	3	10.2	111	4.8	6	6S	16
1904	8	3	13.9	221	3.6	22	21	17
1904	8	17	23.0	222	4.0	18	21N	18
1904	9	24	19.8	110	3.6	5	7N	19
1904	10	13	15.5	110	4.0	6	10	20
1904	11	2	11.6	222	4.4	31	32S	21
1904	11	24	20.4	121	4.0	8	6N	22
1904	12	3	14.2	021	5.2	20	21	23
1904	12	14	4.0	121	8.0	8	9S	24
1905	1	3	23.8	222	6.0	12	10N	1
1905	1	5	9.3	011	3.2	6	10S	2
1905	1	14	8.0	122	4.0	22	28S	3
1905	1	16	23.9	222	4.0	13	18N	4
1905	1	31	9.3	222	4.0	14	24S	5
1905	2	3	1.7	222	4.0	25	21N	6
1905	2	10	20.9	222	3.6	27	29N	7
1905	3	2	13.4	222	2.0	46	40	8
1905	3	5	4.5	222	4.0	22	23S	9
1905	3	7	3.1	222	3.6	22	26S	10
1905	3	14	17.9	222	6.4	9	15	11
1905	3	29	2.0	111	4.4	12	16N	12
1905	4	1	1.2	222	3.6	45	38N	13
1905	5	22	21.1	120	7.6	17	22N	14
1905	6	5	2.0	222	7.2	31	30N	15

Y	M	J	H	C	D	AT	ANS	N
1905	6	8	11.1	221	4.8	7	8S	16
1905	6	21	2.0	221	4.0	13	20N	17
1905	7	5	21.7	332	6.0	23	25N	18
1905	7	12	10.5	111	4.0	6	8S	19
1905	7	23	8.7	111	4.8	29	19S	20
1905	8	2	0.5	11*	4.0	8	7N	21
1905	8	6	16.2	221	4.0	12	17	22
1905	8	13	14.2	111	4.0	11	13	23
1905	8	16	5.9	222	2.4	16	12S	24
1905	9	3	7.9	222	4.0	28	31S	25
1905	9	18	2.6	222	6.0	22	21N	26
1905	9	25	14.7	221	4.0	12	14	27
1905	10	4	18.6	111	5.6	12	10N	28
1905	10	13	8.4	121	4.4	17	13S	29
1905	10	28	0.5	222	4.8	21	14N	30
1905	11	4	14.9	222	8.0	10	18	31
1905	11	5	13.7	121	5.6	12	15	32
1905	11	12	8.2	221	4.0	8	15S	33
1905	11	12	9.4	122	3.2	13	25S	34
1905	11	13	20.8	121	4.0	17	16N	35
1905	11	15	15.3	232	4.0	62	43	36
1905	11	18	22.6	111	3.6	8	7N	37
1905	12	3	11.7	121	4.0	10	10S	38
1905	12	12	3.0	333	4.0	30	23S	39
1906	1	13	2.6	111	3.6	12	16N	1
1906	2	14	16.1	121	4.8	17	14	2
1906	2	18	22.5	122	6.8	11	16N	3
1906	2	25	16.6	121	4.0	13	16	4
1906	3	3	23.4	333	4.8	21	16N	5
1906	3	12	16.9	221	3.6	10	12	6
1906	4	2	16.6	121	7.2	19	18	7
1906	4	23	16.2	110	5.2	15	18	8
1906	4	28	13.7	332	3.6	25	25	9
1906	5	13	20.7	222	5.6	21	25N	10
1906	5	14	9.1	121	6.8	26	17S	11
1906	5	15	6.1	120	5.2	19	11S	12
1906	5	24	6.8	121	3.2	10	8S	13
1906	5	27	2.9	221	8.0	11	14N	14
1906	6	1	9.5	121	4.4	6	7S	15
1906	6	15	17.9	221	5.6	17	20	16
1906	7	10	2.2	221	6.0	26	27N	17
1906	7	11	13.5	111	6.0	22	16	18
1906	7	18	17.9	110	4.0	8	12	19
1906	7	23	8.6	121	4.8	13	9S	20
1906	7	29	20.0	332	2.4	27	36N	21
1906	8	7	13.8	222	6.0	8	13	22
1906	9	3	12.3	221	4.0	8	10	23
1906	9	20	17.2	111	4.8	19	20	24
1906	9	22	12.6	111	4.0	5	13	25
1906	11	10	16.7	122	5.2	22	22	26

Y	M	J	H	C	D	AT	ANS	N
1906	12	16	16.7	333	2.4	52	44	27
1906	12	21	13.2	111	2.4	7	9	28
1906	12	21	21.5	221	3.6	49	28N	29
1906	12	26	16.6	122	4.8	10	13	30
1907	1	7	10.0	011	4.8	5	10S	1
1907	1	8	1.9	121	4.4	16	15N	2
1907	1	8	16.8	222	4.0	19	16	3
1907	1	11	8.9	111	2.0	30	48S	4
1907	1	14	19.6	233	2.4	31	25N	5
1907	1	22	11.9	121	4.0	8	14S	6
1907	1	24	9.2	021	4.0	8	10S	7
1907	2	2	9.3	111	3.6	6	10S	8
1907	2	7	8.2	121	6.4	17	34S	9
1907	2	9	14.2	222	4.0	20	31	10
1907	2	13	19.9	120	5.6	17	25N	11
1907	2	14	4.7	122	4.0	35	40S	12
1907	2	28	7.6	011	4.0	6	11S	13
1907	3	1	11.7	110	2.0	4	6S	14
1907	3	4	4.3	222	4.0	18	15S	15
1907	3	5	19.2	121	3.6	10	10N	16
1907	3	10	5.1	333	4.0	46	37S	17
1907	3	11	17.2	222	4.0	27	28	18
1907	3	21	13.4	222	2.4	22	21	19
1907	5	11	6.8	121	5.2	15	13S	20
1907	5	18	14.0	321	3.6	23	25	21
1907	5	28	8.1	021	5.2	12	8S	22
1907	5	31	2.7	111	8.8	10	10N	23
1907	6	3	22.9	111	4.0	30	29N	24
1907	6	18	3.7	121	4.0	19	16S	25
1907	7	10	14.4	332	4.4	29	24	26
1907	7	25	4.3	222	4.0	16	19S	27
1907	7	28	0.3	122	4.0	29	28N	28
1907	8	30	7.3	222	4.8	19	16S	29
1907	9	10	1.8	122	4.0	19	16N	30
1907	9	17	8.8	110	6.8	29	23S	31
1907	10	13	7.7	222	4.0	23	28S	32
1907	10	25	13.4	111	6.0	15	16	33
1907	11	7	11.1	121	6.8	13	13S	34
1907	11	21	10.8	333	2.8	19	29S	35
1907	12	4	5.7	122	6.4	21	24S	36
1908	1	23	23.6	111	4.0	6	3N	1
1908	1	27	13.8	222	4.8	16	15	2
1908	2	22	12.2	333	4.8	32	28	3
1908	4	21	9.9	110	2.0	5	3S	4
1908	5	21	9.5	111	6.4	10	11S	5
1908	5	27	15.7	111	4.8	24	26	6
1908	6	3	18.7	122	4.0	37	43N	7
1908	6	17	2.9	120	4.8	13	19N	8
1908	6	24	10.5	110	4.8	8	4S	9
1908	7	15	2.5	120	4.8	13	14N	10

Y	M	J	H	C	D	AT	ANS	N
1908	7	15	3.4	111	6.4	14	11S	11
1908	7	15	13.7	111	4.0	9	10	12
1908	8	8	7.8	122	3.2	27	20S	13
1908	8	9	0.1	12*	3.2	16	17N	14
1908	8	12	15.4	222	2.4	54	35	15
1908	8	19	0.3	222	4.0	15	24N	16
1908	8	21	8.7	222	3.6	15	14S	17
1908	9	11	7.4	122	3.6	20	28S	18
1908	9	11	18.7	111	4.0	18	13N	19
1908	9	11	21.8	222	2.0	70	69N	20
1908	9	28	8.8	222	2.4	14	21S	21
1908	9	29	1.6	333	1.6	26	33N	22
1908	10	31	6.4	233	4.0	30	37S	23
1908	11	14	11.0	111	4.0	11	14S	24
1908	11	17	1.0	221	4.0	19	17N	25
1908	12	4	8.4	222	6.0	21	26S	26
1909	1	1	5.5	121	6.0	18	23S	1
1909	1	1	11.1	233	3.2	24	33S	2
1909	1	27	3.7	121	3.2	23	30S	3
1909	2	2	1.3	121	5.6	18	28N	4
1909	2	6	1.0	222	3.2	22	27N	5
1909	3	5	11.5	222	4.0	18	17S	6
1909	3	18	9.6	332	3.2	22	18S	7
1909	3	25	14.7	110	6.0	22	21	8
1909	3	26	12.3	221	5.6	16	17	9
1909	3	27	8.4	011	3.6	9	9S	10
1909	3	28	6.2	122	1.6	28	25S	11
1909	4	9	21.2	221	6.0	18	14N	12
1909	4	26	23.0	122	4.0	15	21N	13
1909	5	1	2.7	121	8.0	14	14N	14
1909	5	14	5.0	332	6.0	69	29S	15
1909	5	18	5.1	222	4.0	29	21S	16
1909	5	26	0.2	111	8.0	38	29N	17
1909	6	21	5.5	222	6.0	39	29S	18
1909	6	28	2.9	121	6.4	14	17N	19
1909	8	7	5.8	222	6.4	33	22S	20
1909	8	28	17.3	121	5.2	18	20	21
1909	9	21	11.3	222	4.8	22	21S	22
1909	9	25	8.5	222	4.8	23	21S	23
1909	9	25	11.7	333	4.0	102	249S*	24
1909	9	30	4.1	122	4.8	23	25S	25
1909	10	7	6.8	121	2.8	7	13S	26
1909	10	18	6.0	021	3.2	14	18S	27
1909	10	23	0.0	222	4.8	22	19N	28
1909	10	30	11.4	111	3.6	6	7S	29
1909	11	10	18.3	111	5.6	9	9N	30
1909	11	29	14.5	111	4.0	10	11	31
1909	11	30	8.4	122	2.4	8	29S	32
1909	12	1	8.4	121	6.4	15	35S	33
1909	12	16	4.1	021	4.8	14	23S	34

Y	M	J	H	C	D	AT	ANS	N
1910	2	14	9.8	111	2.0	15	19S	1
1910	2	20	10.3	222	4.4	29	41S	2
1910	2	24	10.2	222	4.4	15	19S	3
1910	3	13	11.1	121	4.8	14	17S	4
1910	3	17	18.9	111	2.4	9	11N	5
1910	4	17	14.4	111	7.2	11	15	6
1910	4	26	21.4	110	6.0	9	10N	7
1910	7	4	15.3	120	8.0	9	10	8
1910	7	4	19.5	121	5.6	13	17N	9
1910	9	29	8.1	222	2.8	22	31S	10
1910	10	5	18.5	121	10.4	25	24N	11
1910	10	19	7.3	222	6.0	26	21S	12
1911	3	13	7.7	121	5.6	14	17S	1
1911	3	20	1.2	222	1.6	11	13N	2
1911	4	8	11.3	122	3.6	38	31S	3
1911	4	9	22.1	121	4.8	16	30N	4
1911	5	29	14.6	111	4.0	18	20	5
1911	6	9	16.6	121	4.8	10	11	6
1911	6	30	21.8	110	6.0	7	9N	7
1911	7	27	16.8	11*	11.2	8	13N	8
1911	8	19	12.3	222	4.8	19	19	9
1911	10	2	4.1	222	3.2	16	21S	10
1911	11	8	13.8	122	5.2	15	16	11
1911	11	12	14.9	111	3.6	9	10	12
1911	12	10	15.7	122	5.6	11	12	13
1911	12	14	8.0	121	4.0	13	22S	14
1911	12	26	7.6	122	4.0	9	23S	15
1912	1	17	4.7	122	6.4	16	19S	1
1912	8	27	4.5	121	5.6	20	13S	2
1912	9	3	21.2	332	3.6	24	25N	3
1912	9	30	21.5	221	4.8	13	13N	4
1912	10	20	17.4	121	6.4	21	23	5
1912	11	25	23.7	121	4.0	7	5N	6
1913	1	2	11.1	222	4.8	19	18S	1
1913	1	29	23.3	221	4.0	5	6N	2
1913	1	30	5.3	021	4.8	10	19S	3
1913	2	14	5.4	011	5.6	11	15S	4
1913	2	25	1.5	122	6.0	13	16N	5
1913	2	26	3.3	120	4.8	22	18S	6
1913	3	14	4.3	333	5.6	33	23S	7
1913	4	8	19.8	222	3.6	28	26N	8
1913	7	20	6.5	121	4.0	10	11S	9
1913	7	24	15.2	110	5.2	4	12	10
1913	10	4	21.4	222	6.0	15	14N	11
1913	10	18	7.6	222	4.0	12	17S	12
1914	1	2	11.8	121	4.8	9	11S	1
1914	1	4	20.0	121	4.8	8	6N	2
1914	1	21	14.2	011	6.4	6	9	3
1914	2	22	11.6	222	4.8	17	19S	4
1914	3	17	18.6	110	5.6	8	6N	5
1914	4	6	8.0	222	4.0	27	16S	6
1914	5	31	6.0	111	5.6	14	8S	7
1914	6	25	2.0	221	4.8	11	12N	8
1914	7	5	1.5	332	4.8	27	27N	9
1914	8	16	9.6	110	6.4	7	8S	10
1914	8	17	19.9	221	4.0	23	25N	11
1914	9	22	22.0	110	4.0	6	5N	12
1914	10	26	23.6	121	4.8	8	5N	13
1914	11	10	17.4	111-	4.0	-8	-6	14
1914	11	26	17.7	222	2.4	19	19	15
1915	1	4	3.6	222	4.8	18	24S	1
1915	3	6	15.4	222	4.4	25	22	2
1915	4	7	19.7	332	3.6	50	47N	3
1915	4	17	18.2	221	4.8	12	17N	4
1915	4	26	3.9	122	4.4	23	17S	5
1915	6	7	20.0	221	4.4	26	15N	6
1915	6	16	12.9	222	4.8	13	18	7
1915	6	17	1.8	222	1.6	14	22N	8
1915	6	21	15.1	221	7.2	33	24	9
1915	6	24	21.4	221	3.6	19	22N	10
1915	6	26	8.3	011	8.4	14	8S	11
1915	7	1	22.5	221	4.8	13	14N	12
1915	7	5	20.7	121	5.6	13	14N	13
1915	7	6	1.6	121	6.0	11	9N	14
1915	8	21	10.2	221	5.6	19	19S	15
1915	10	14	13.7	222	6.4	14	22	16
1915	10	23	12.8	221	4.0	10	23	17
1915	10	30	7.2	121	3.6	9	10S	18
1915	11	5	14.6	333	4.0	25	26	19
1915	11	10	5.2	121	4.8	28	30S	20
1915	11	15	0.5	120	4.0	8	6N	21
1915	12	26	18.5	011	4.0	15	13N	22
1916	1	10	15.1	121	2.4	8	10	1
1916	1	11	4.1	233	2.0	23	30S	2
1916	1	20	0.9	221	4.8	6	7N	3
1916	2	17	6.8	122	4.4	19	28S	4
1916	3	8	0.6	122	4.8	9	14N	5
1916	3	10	14.2	222	6.4	31	34	6
1916	3	24	7.4	011	7.2	9	10S	7
1916	4	27	13.1	222	2.0	18	29	8
1916	4	30	3.3	121	4.0	27	30S	9
1916	5	1	22.0	11*	4.4	13	15N	10
1916	5	5	13.9	222	4.0	24	29	11
1916	5	10	1.3	122	4.8	10	12N	12
1916	5	20	22.9	333	6.0	14	13N	13
1916	5	28	16.1	221	6.4	10	12	14
1916	5	29	13.4	222	4.0	8	11	15
1916	5	30	12.2	111	1.6	9	11	16
1916	6	29	20.4	333	1.6	34	37N	17
1916	6	30	23.3	333	1.8	28	36N	18
1916	8	11	17.4	121	2.4	8	11	19
1916	8	22	18.4	222	3.6	29	41N	20
1916	8	26	19.7	333	3.2	54	40N	21
1916	10	19	10.6	222	5.2	15	17S	22
1916	11	12	6.7	011	5.2	7	19S	23
1916	11	26	22.4	122	4.0	25	23N	24
1917	1	4	0.5	110	2.4	5	5N	1
1917	1	4	5.0	233	4.8	33	32S	2
1917	1	6	9.0	122	4.4	15	22S	3
1917	2	14	5.1	022	6.0	11	9S	4
1917	2	15	7.6	122	6.4	9	20S	5
1917	2	15	13.4	111	4.0	8	18	6
1917	3	3	11.6	121	7.2	10	10S	7
1917	3	31	10.3	111	4.8	15	11S	8
1917	4	25	14.3	222	7.2	23	26	9
1917	4	30	22.6	122	4.0	28	30N	10
1917	5	16	5.7	233	4.4	42	33S	11
1917	5	22	11.9	121	3.6	10	11S	12
1917	5	25	9.0	122	5.2	16	13S	13
1917	6	6	17.1	222	4.4	9	14	14
1917	6	7	5.8	122	5.2	15	18S	15
1917	6	9	0.0	222	4.0	12	17N	16
1917	6	24	13.6	222	4.4	33	31	17
1917	7	2	3.6	222	5.6	28	18S	18
1917	7	4	2.7	120	4.0	8	11N	19
1917	7	7	1.7	122	4.0	8	9N	20
1917	7	13	0.3	222	3.6	14	21N	21
1917	7	27	13.8	333	5.2	23	23	22
1917	7	28	11.6	222	10.4	19	14S	23
1917	8	9	4.2	333	2.4	37	32S	24
1917	8	20	8.3	233	3.2	29	19S	25
1917	9	5	6.1	333	2.4	49	45S	26
1917	10	13	6.2	021	4.0	15	18S	27
1917	10	28	9.6	121	4.8	14	26S	28
1917	11	12	7.5	122	4.8	18	29S	29
1917	11	13	18.2	122	4.4	18	9N	30
1917	12	7	10.3	121	6.0	21	23S	31
1917	12	11	6.5	022	4.0	15	18S	32
1917	12	16	8.2	222	9.2	18	32S	33
1917	12	16	9.1	222	4.0	27	35S	34
1917	12	18	4.7	333	2.0	54	46S	35
1917	12	28	22.0	121	3.6	16	14N	36
1918	1	12	4.0	111	8.0	9	14S	1
1918	1	28	14.7	222	6.0	10	12	2
1918	2	5	6.8	233	2.8	45	51S	3
1918	2	23	14.3	222	4.8	16	20	4
1918	3	7	21.1	333	4.4	50	34N	5
1918	4	8	13.6	110	6.0	10	11	6
1918	4	10	20.8	221	4.8	25	32N	7
1918	4	18	12.7	111	7.2	13	16	8

Y	M	J	H	C	D	AT	ANS	N
1918	4	19	4.2	021	5.6	17	18S	9
1918	4	29	21.2	222	4.0	24	18N	10
1918	6	20	21.2	121	6.0	10	15N	11
1918	7	1	9.3	121	6.0	5	7S	12
1918	7	25	2.8	222	7.2	18	21N	13
1918	8	2	16.6	111	7.2	18	26	14
1918	8	15	15.8	333	3.6	82	51	15
1918	9	21	4.3	222	4.8	32	23S	16
1918	10	5	13.2	222	4.8	24	24	17
1918	11	22	9.0	111-	6.4	-23	-21S	18
1918	11	28	19.5	122	3.2	12	12N	19
1918	11	29	8.1	121	5.6	9	16S	20
1918	11	29	13.3	122	3.2	20	23	21
1918	12	7	3.5	021	2.8	15	20S	22
1918	12	25	3.8	222	4.0	19	24S	23
1919	1	3	18.2	333	4.0	17	15N	1
1919	1	12	23.3	222	6.0	14	15N	2
1919	1	14	0.9	222	2.4	34	28N	3
1919	1	31	8.9	011	4.8	7	15S	4
1919	1	31	10.6	233	4.0	35	34S	5
1919	2	20	6.7	122	4.8	20	25S	6
1919	2	27	19.4	120	4.0	7	7N	7
1919	3	11	17.9	111	8.0	15	16	8
1919	4	6	7.8	222	3.2	28	26S	9
1919	5	1	22.8	333	3.6	33	33N	10
1919	5	9	11.3	121	5.2	27	15S	11
1919	5	21	6.4	121	8.0	37	19S	12
1919	5	25	8.0	221	4.8	21	21S	13
1919	7	1	13.1	222	2.8	9	11	14
1919	7	17	5.2	021	1.6	12	11S	15
1919	8	11	6.9	333	1.2	112	103S	16
1919	8	15	14.3	111	6.0	6	8	17
1919	8	18	20.9	111	2.8	10	17N	18
1919	8	28	12.9	222	4.8	26	26	19
1919	9	2	12.3	333	3.3	25	23	20
1919	9	18	0.0	222	3.6	15	17N	21
1919	9	30	16.1	111	3.6	14	16	22
1919	10	1	16.0	333	3.9	45	41	23
1919	10	4	4.5	233	1.8	37	33S	24
1919	10	5	5.9	122	1.5	17	30S	25
1919	10	8	21.4	222	2.4	26	21N	26
1919	10	22	3.0	122	3.0	15	21S	27
1919	10	26	14.6	333	3.6	44	33	28
1919	11	3	13.8	122	6.4	10	12	29
1919	11	4	9.1	222	2.4	16	16S	30
1919	11	16	4.5	122	4.8	18	18S	31
1920	1	11	13.1	222	5.4	23	24	1
1920	3	4	11.6	333	4.8	35	30S	2
1920	3	14	12.8	333	1.2	43	38	3
1920	3	16	18.0	122	3.6	15	18N	4
1920	3	22	9.1	333	1.2	50	35S	5
1920	5	8	19.1	122	6.0	9	13N	6
1920	5	13	0.3	222	6.0	19	17N	7
1920	6	4	7.9	121	5.2	15	6S	8
1920	6	28	11.9	221	4.8	10	6S	9
1920	9	7	18.4	111	6.0	10	8N	10
1920	9	22	2.2	222	4.8	24	26N	11
1920	11	15	11.8	121	6.0	6	8S	12
1920	11	26	12.9	222	3.6	25	18	13
1920	12	4	5.0	233	3.6	51	40S	14
1920	12	25	10.0	222	3.0	27	25S	15
1921	3	21	12.9	120	3.0	8	7	1
1921	3	21	15.5	222	3.6	22	25	2
1921	4	3	9.2	222	4.8	15	15S	3
1921	4	18	14.5	333	3.0	64	39	4
1921	4	28	19.4	222	4.5	19	20N	5
1921	5	13	13.1	333	1.5	127	89	6
1921	5	13	19.4	221	1.2	34	43N	7
1921	5	14	22.2	222	1.2	68	55N	8
1921	5	16	1.4	222	0.8	28	29N	9
1921	5	19	20.0	333	3.6	39	36N	10
1921	5	20	14.6	333	4.8	64	35	11
1921	5	22	3.8	122	3.0	23	21S	12
1921	6	3	10.6	121	6.0	9	7S	13
1921	6	6	6.6	011	5.6	7	7S	14
1921	6	13	16.8	120	5.6	9	12	15
1921	6	14	12.7	110	6.4	13	12	16
1921	7	6	14.0	222	6.4	15	16	17
1921	8	4	17.6	222	3.9	19	22	18
1921	8	26	1.2	222	6.4	19	20N	19
1921	10	4	19.0	121	3.6	16	17N	20
1921	10	20	13.1	122	3.6	7	11	21
1921	12	11	16.3	122	3.0	7	7	22
1921	12	22	9.6	122	6.0	13	22S	23
1922	1	30	23.5	122	4.5	14	14N	1
1922	2	3	9.0	022	4.5	7	10S	2
1922	2	3	9.7	122	6.0	11	6S	3
1922	2	28	14.7	121	7.2	10	9	4
1922	3	10	1.6	220	6.4	9	11N	5
1922	3	10	5.1	333	1.6	53	40S	6
1922	3	14	7.0	222	1.8	15	22S	7
1922	6	16	14.9	111	2.4	5	4	8
1922	6	16	16.5	222	4.0	17	15	9
1922	6	28	18.0	111	4.8	12	21N	10
1922	10	2	13.1	111	1.8	7	8	11
1922	10	17	9.4	111	4.8	5	10S	12
1922	11	14	15.5	022	6.0	24	16	13
1922	12	5	4.7	122	2.4	13	14S	14
1922	12	9	21.8	222	2.4	20	14N	15
1922	12	14	3.7	122	4.8	13	21S	16
1923	1	20	3.2	111	7.2	11	5S	1
1923	4	20	9.6	122	6.0	9	5S	2
1923	5	16	21.2	120	5.6	7	8N	3
1923	6	12	20.5	120	6.0	18	19N	4
1923	7	22	21.3	221	6.0	11	15N	5
1923	8	12	21.0	221	4.8	12	20N	6
1923	9	9	20.5	110	6.0	7	12N	7
1923	9	26	4.0	011	5.4	12	17S	8
1923	11	2	3.0	122	4.2	16	18S	9
1923	11	21	1.9	110	3.6	7	8N	10
1923	11	27	0.5	121	5.2	9	8N	11
1924	1	29	5.4	233	2.4	31	37S	1
1924	2	16	4.3	222	4.8	19	29S	2
1924	3	29	3.6	222	3.0	18	15S	3
1924	4	6	8.2	222	3.0	22	21S	4
1924	4	24	21.6	221	4.0	7	10N	5
1924	5	21	6.0	222	4.8	24	18S	6
1924	6	9	14.2	220	8.8	15	12	7
1924	6	18	6.9	122	2.6	20	15S	8
1924	7	9	5.3	222	4.2	24	18S	9
1924	7	20	16.4	121	4.8	18	22	10
1924	9	4	5.8	222	5.4	19	28S	11
1924	10	7	7.9	121	5.6	8	13S	12
1924	10	15	10.4	121	3.0	5	8S	13
1924	11	9	7.2	122	6.0	13	17S	14
1924	11	19	9.9	222	8.0	23	27S	15
1924	11	28	1.3	021	3.6	9	7N	16
1924	12	11	22.9	222	5.6	15	19N	17
1924	12	17	19.3	121	3.0	9	9N	18
1925	1	16	10.2	011	6.0	5	9S	1
1925	2	28	3.5	121	6.0	9	12S	2
1925	3	19	12.0	121	6.0	10	12	3
1925	4	4	20.6	110	6.0	7	10N	4
1925	4	19	21.8	111	6.0	7	6N	5
1925	4	27	15.0	222	4.0	13	17	6
1925	5	3	15.4	110	6.0	7	8	7
1925	5	3	22.3	122	6.0	14	17N	8
1925	6	13	4.9	022	2.4	17	10S	9
1925	6	24	13.9	121	4.8	16	21	10
1925	7	9	4.1	222	6.0	29	24S	11
1925	8	6	8.9	121	3.6	10	9S	12
1925	8	14	3.8	122	2.4	14	13S	13
1925	8	22	14.8	221	4.4	27	24	14
1925	8	31	16.3	222	3.0	19	22	15
1925	9	1	17.7	333	2.7	33	27	16
1925	9	13	19.8	110	4.5	9	8N	17
1925	9	21	2.2	333	3.0	47	31N	18
1925	10	1	3.4	222	4.8	23	29S	19
1925	10	20	11.3	011	6.9	12	17S	20
1925	11	24	11.6	111	3.0	10	10S	21

Y	M	J	H	C	D	AT	ANS	N
1925	12	23	0.3	111	4.8	9	8N	22
1925	12	27	14.7	121	7.2	12	14	23
1926	1	3	22.3	122	3.6	9	12N	1
1926	1	11	19.5	011	3.6	9	7N	2
1926	1	22	15.5	333	3.6	37	34	3
1926	1	26	16.3	333	1.2	59	47	4
1926	2	10	5.7	233	3.9	42	40S	5
1926	2	17	15.5	121	3.0	25	21	6
1926	2	17	22.2	120	3.2	33	22N	7
1926	2	23	16.5	233	3.6	61	26	8
1926	3	5	10.0	333	3.6	36	37S	9
1926	3	9	5.2	011	6.0	16	18S	10
1926	3	17	21.0	221	4.0	14	17N	11
1926	4	6	2.8	111	4.0	10	16N	12
1926	4	14	14.0	333	6.0	55	36	13
1926	4	21	10.2	122	2.4	10	15S	14
1926	5	3	21.1	332	4.0	29	30N	15
1926	6	1	11.1	333	3.6	40	20S	16
1926	6	23	12.9	222	2.4	10	13	17
1926	8	26	2.9	111	2.4	5	14N	18
1926	9	14	8.7	222	3.6	19	20S	19
1926	9	17	22.0	121	3.6	10	13N	20
1926	9	21	4.8	011	3.6	10	21S	21
1926	10	3	0.5	121	4.0	15	12N	22
1926	10	11	4.8	222	5.4	22	26S	23
1926	10	13	19.4	222	3.6	27	27N	24
1926	10	15	7.6	222	2.4	37	40S	25
1926	10	19	8.7	121	6.4	7	12S	26
1926	10	24	6.4	122	3.0	18	22S	27
1926	10	29	12.5	121	5.4	12	19	28
1926	11	6	3.7	122	4.5	19	29S	29
1926	11	11	17.9	111	2.4	19	14	30
1926	12	3	21.9	121	4.4	14	16N	31
1926	12	10	5.1	011	7.2	6	10S	32
1926	12	23	8.6	121	4.2	12	26S	33
1927	1	1	8.8	222	4.8	17	28S	1
1927	1	4	20.1	021	4.0	44	29N	2
1927	1	7	10.4	333	3.2	15	26S	3
1927	1	24	3.7	222	3.0	16	23S	4
1927	1	24	23.6	333	4.0	39	35N	5
1927	1	26	1.9	022	4.0	12	13N	6
1927	2	3	10.7	121	4.0	9	16S	7
1927	2	9	16.9	233	2.4	33	32	8
1927	3	30	3.8	121	4.0	14	17S	9
1927	4	7	10.9	011	6.0	5	5S	10
1927	4	8	22.9	121	4.0	9	10N	11
1927	4	13	23.7	222	1.6	31	36N	12
1927	5	3	12.6	120	4.0	10	16	13
1927	5	27	4.5	222	3.0	47	27S	14
1927	7	5	0.8	122	3.6	13	18N	15

Y	M	J	H	C	D	AT	ANS	N
1927	7	7	3.8	011	6.4	7	9S	16
1927	7	13	14.2	110	6.4	6	10	17
1927	7	16	23.1	110	4.0	4	6N	18
1927	7	21	20.9	333	2.4	59	48N	19
1927	7	26	20.9	121	4.0	14	21N	20
1927	8	20	6.5	222	2.4	24	39S	21
1927	8	29	0.0	333	6.0	33	27N	22
1927	9	6	16.6	111	3.0	36	34	23
1927	10	9	20.5	222	3.2	24	35N	24
1927	10	10	8.4	122	4.8	31	32S	25
1927	10	12	10.3	333	0.8	59	60S	26
1927	10	22	6.7	333	0.8	73	62S	27
1927	11	8	5.4	222	6.4	27	28S	28
1927	11	18	4.5	222	6.0	14	19S	29
1927	11	30	0.5	011	4.0	5	6N	30
1927	11	30	17.8	121	3.2	6	7	31
1927	12	6	5.4	111	8.8	14	23S	32
1927	12	12	19.7	111	4.8	14	14N	33
1927	12	13	12.6	121	4.0	15	17	34
1927	12	17	5.2	122	4.0	18	28S	35
1927	12	28	14.5	111	5.6	27	24	36
1927	12	31	5.3	222	4.0	27	29S	37
1928	1	27	2.2	121	3.6	14	17N	1
1928	2	1	5.5	122	4.2	13	23S	2
1928	2	12	7.3	222	3.6	27	34S	3
1928	4	6	19.1	111	4.0	10	15N	4
1928	5	5	2.7	222	6.0	16	18N	5
1928	5	10	12.2	221	6.0	23	18	6
1928	5	27	13.3	021	4.8	16	19	7
1928	5	27	14.9	122	1.6	27	28	8
1928	7	2	8.6	222	3.6	42	27S	9
1928	7	7	23.3	333	3.3	308	235N	10
1928	8	4	17.1	222	3.6	24	31	11
1928	8	25	22.6	221	4.8	13	15N	12
1928	9	7	13.7	222	4.2	24	30	13
1928	9	18	15.7	222	3.9	21	27	14
1928	9	24	11.6	111	3.0	7	15S	15
1928	9	24	16.4	122	2.4	33	29	16
1928	10	18	7.5	333	3.0	78	51S	17
1928	10	24	6.6	122	1.6	9	19S	18
1928	10	24	17.8	121	3.0	15	22	19
1928	11	10	6.9	222	6.4	24	27S	20
1928	11	11	17.0	121	3.6	15	18	21
1928	11	15	20.9	121	4.0	24	18N	22
1928	12	5	16.3	111	4.0	13	14	23
1928	12	24	3.8	122	6.0	9	13S	24
1929	1	2	22.5	121	4.8	6	5N	1
1929	1	3	7.2	122	6.8	15	19S	2
1929	1	5	3.1	122	8.6	16	26S	3
1929	1	8	21.4	221	4.4	9	9N	4

Y	M	J	H	C	D	AT	ANS	N
1929	2	26	19.4	222	3.6	18	19N	5
1929	3	5	3.7	121	9.0	19	17S	6
1929	3	5	5.0	021	8.0	26	27S	7
1929	3	11	13.9	333	1.2	33	42	8
1929	3	13	5.5	1*1	3.0	**	10S	9
1929	3	13	9.3	1*1	6.0	**	12S	10
1929	3	15	8.5	122	3.0	23	21S	11
1929	3	31	22.0	111	6.0	9	10N	12
1929	4	4	9.4	222	3.0	15	24S	13
1929	4	15	16.9	111	4.4	8	12	14
1929	4	20	23.2	111	3.6	4	4N	15
1929	7	5	8.9	222	4.0	13	9S	16
1929	7	10	11.6	333	2.4	58	37S	17
1929	7	14	16.5	222	4.0	22	23	18
1929	7	24	13.5	222	3.6	9	16	19
1929	7	31	21.0	333	4.2	42	41N	20
1929	8	14	12.4	222	6.0	13	13	21
1929	9	6	23.6	222	4.0	23	22N	22
1929	9	9	9.0	121	4.8	10	16S	23
1929	9	27	0.9	110	2.8	5	11N	24
1929	10	16	11.2	222	6.0	12	15S	25
1929	10	17	16.3	111	3.6	21	24	26
1929	11	7	9.9	011	4.0	9	14S	27
1929	11	8	21.7	122	4.0	18	19N	28
1929	11	16	4.3	021	3.6	18	30S	29
1929	12	3	11.3	011	6.0	6	8S	30
1929	12	16	11.6	110	1.6	5	11S	31
1929	12	21	23.4	011	4.0	10	4N	32
1930	1	3	8.2	121	6.0	18	19S	1
1930	1	13	2.1	122	3.6	10	15N	2
1930	1	20	15.0	121	4.0	13	10	3
1930	2	9	12.6	111	4.8	9	12	4
1930	3	23	8.0	121	4.0	12	11S	5
1930	4	6	9.7	111	6.4	3	4S	6
1930	5	16	12.5	111	8.0	11	15	7
1930	5	30	15.0	222-	6.0	-23	-22	8
1930	6	12	0.7	121	4.0	14	16N	9
1930	6	15	10.5	111	12.0	8	7S	10
1930	6	15	15.8	111	2.4	11	15	11
1930	7	9	14.9	333	3.6	36	30	12
1930	7	11	1.2	121	8.0	23	21N	13
1930	9	11	4.2	021	4.2	15	18S	14
1930	9	18	8.8	222	7.2	18	9S	15
1930	10	14	4.3	233	4.2	45	43S	16
1930	11	13	19.4	222	3.0	29	24N	17
1930	12	3	1.1	233	5.6	28	22N	18
1930	12	29	13.7	011	5.6	8	8	19
1931	1	25	4.8	011	5.1	9	16S	1
1931	2	13	8.9	021	4.8	22	21S	2
1931	2	24	4.2	121	4.8	14	16S	3

Y	M	J	H	C	D	AT	ANS	N
1931	3	20	16.4	121	3.6	15	17	4
1931	6	1	15.5	122	6.0	15	19	5
1931	6	21	14.6	121	8.0	8	9	6
1931	6	26	14.9	332	5.4	36	31	7
1931	7	23	3.3	222	5.4	24	20S	8
1931	11	13	9.3	111	4.0	10	13S	9
1931	11	25	19.6	121	4.2	15	16N	10
1931	12	25	1.0	121	8.0	10	6N	11
1932	2	2	20.3	110	6.0	9	8N	1
1932	3	18	0.8	121	6.0	16	17N	2
1932	3	27	17.8	111	6.4	8	10	3
1932	4	13	12.0	221-	6.0	-21	-13	4
1932	4	22	5.4	122	4.8	12	11S	5
1932	5	10	0.0	121	6.0	15	17N	6
1932	9	6	2.3	121	5.4	8	5N	7
1932	10	14	17.8	121	3.6	10	11	8
1932	11	25	5.4	121	6.0	19	25S	9
1932	12	8	3.0	111	4.0	11	23S	10
1933	2	7	0.3	110	4.0	4	4N	1
1933	4	30	16.4	332	4.2	36	34	2
1933	5	29	6.4	222	3.0	22	15S	3
1933	6	25	10.0	222	4.5	21	13S	4
1933	7	8	20.7	122	3.6	17	20N	5
1933	7	23	9.7	222	4.2	10	12S	6
1933	8	5	10.2	221	5.6	17	12S	7
1933	9	8	21.3	121	6.4	18	19N	8
1933	9	25	14.3	121	6.0	16	15	9
1934	1	1	8.1	021	6.4	9	16S	1
1934	1	15	8.7	1*2	4.8	**	13S	2
1934	1	28	9.8	122	5.4	12	16S	3
1934	2	8	17.2	222	4.0	13	10	4
1934	2	15	11.4	222	5.4	15	18S	5
1934	2	16	11.4	111-	3.0	-8	-12S	6
1934	5	11	20.1	222	3.6	19	20N	7
1934	5	18	4.0	121	3.0	31	23S	8
1934	6	4	19.7	011	2.0	10	16N	9
1934	6	14	12.6	221	6.0	8	10	10
1934	7	3	10.5	222	3.6	31	21S	11
1934	7	30	3.3	333	4.0	35	31S	12
1934	8	12	16.3	120	4.8	8	10	13
1934	8	17	14.8	221	4.8	10	16	14
1934	8	22	5.2	011	4.8	11	9S	15
1934	8	26	5.6	121	8.0	15	15S	16
1934	9	15	17.8	111	3.2	4	5	17
1934	11	7	4.8	021	9.2	13	16S	18
1934	11	24	16.0	221	4.0	10	11	19
1934	12	1	5.0	233	8.0	35	39S	20
1934	12	11	10.6	222	4.5	19	23S	21
1934	12	14	15.4	122	4.2	9	11	22
1935	1	16	17.0	011	4.8	6	7	1
1935	1	27	14.8	333	3.6	35	30	2
1935	3	29	21.1	111	4.8	9	9N	3
1935	3	30	12.2	332	4.2	25	21	4
1935	5	1	12.7	222	4.2	18	18	5
1935	6	7	12.2	222	4.8	22	24	6
1935	6	10	6.7	021	3.0	22	22S	7
1935	7	7	21.1	222	6.0	18	26N	8
1935	7	8	2.7	122	4.8	16	13N	9
1935	7	22	1.4	122	6.0	9	13N	10
1935	7	24	20.6	232	2.8	35	38N	11
1935	8	19	5.3	110	5.6	9	5S	12
1935	8	27	17.5	222	3.9	20	20	13
1935	9	7	0.1	111	6.4	8	10N	14
1935	10	2	17.4	221	3.6	12	14	15
1935	10	24	6.6	223	3.6	23	34S	16
1935	10	27	3.7	222	3.9	21	25S	17
1935	11	29	3.8	122	4.4	19	19S	18
1935	12	24	19.6	121	3.6	6	6N	19
1936	2	2	15.1	121	7.2	8	10	1
1936	2	14	9.4	122	3.0	11	11S	2
1936	2	16	10.9	122	3.6	16	29S	3
1936	5	10	8.0	021	5.4	14	11S	4
1936	5	29	8.7	122	2.4	14	15S	5
1936	5	30	17.4	222	6.0	25	24	6
1936	6	1	4.1	021	6.0	18	13S	7
1936	6	1	16.7	222	3.6	27	27	8
1936	6	18	9.7	122	3.6	9	10S	9
1936	6	26	3.0	021	6.0	9	9S	10
1936	7	1	23.9	111	6.0	8	7N	11
1936	7	5	2.5	222	6.6	27	29N	12
1936	7	17	17.2	221	4.0	14	16	13
1936	7	27	7.2	120	4.8	8	8S	14
1936	7	29	6.1	110	12.0	19	14S	15
1936	8	30	17.7	122	2.4	11	18	16
1936	9	11	9.4	122	4.8	10	12S	17
1936	9	17	21.8	111	4.0	10	9N	18
1936	10	9	7.4	122	4.2	14	18S	19
1936	10	13	5.8	222	6.4	16	17S	20
1936	10	16	15.0	222	3.9	17	20	21
1936	10	31	1.5	222	5.4	23	17N	22
1936	11	2	14.3	222	4.8	23	25	23
1936	11	28	23.5	333	1.6	38	34N	24
1936	12	12	12.7	121	6.0	17	13	25
1936	12	27	3.4	222	4.5	24	28S	26
1936	12	27	23.1	022	3.6	8	8N	27
1937	1	9	5.0	221	8.0	13	15S	1
1937	1	12	12.2	121	4.8	19	17	2
1937	1	27	8.6	2*2	3.3	**	38S	3
1937	1	30	15.1	122	4.2	38	35	4
1937	2	2	23.0	332	4.8	35	26N	5
1937	2	18	19.0	222	4.4	22	20N	6
1937	2	21	3.4	222	5.4	28	30S	7
1937	2	25	11.6	222	4.2	20	21S	8
1937	3	1	5.9	021	4.8	7	11S	9
1937	3	1	8.2	022	7.2	19	19S	10
1937	3	4	23.1	121	4.0	6	5N	11
1937	3	5	7.3	122	4.8	26	24S	12
1937	3	15	9.7	021	6.0	14	20S	13
1937	3	26	20.9	222	4.8	22	24N	14
1937	3	30	14.2	222	2.4	9	11	15
1937	3	31	3.2	222	3.0	27	28S	16
1937	4	2	7.2	121	4.2	15	13S	17
1937	4	12	8.9	222	3.6	24	22S	18
1937	4	24	12.0	332	3.6	35	29	19
1937	4	25	15.7	333	2.1	51	39	20
1937	4	26	17.8	223	1.8	65	46	21
1937	5	3	16.0	220	4.0	8	11	22
1937	5	4	16.8	222	6.0	16	17	23
1937	5	21	15.9	121	2.4	16	20	24
1937	5	28	1.9	222	3.0	18	25N	25
1937	6	10	5.0	233	3.6	62	37S	26
1937	6	13	8.6	122	1.2	23	19S	27
1937	6	20	0.6	111	5.6	19	20N	28
1937	6	22	9.9	221	3.0	13	8S	29
1937	6	27	2.7	221	5.2	20	14N	30
1937	6	27	5.1	122	5.2	24	19S	31
1937	7	9	11.7	122	1.8	8	13S	32
1937	7	11	14.8	221	4.8	15	18	33
1937	7	16	13.5	110	6.0	8	12	34
1937	7	19	12.8	222	4.8	35	27	35
1937	7	30	12.8	111	4.8	8	11	36
1937	8	1	7.5	011	4.5	13	9S	37
1937	8	1	21.7	221	6.0	11	13N	38
1937	8	4	20.3	121	3.0	19	22N	39
1937	8	6	23.3	221	4.0	14	20N	40
1937	8	14	18.4	111	6.0	7	7N	41
1937	8	21	21.2	221	6.4	10	13N	42
1937	8	22	3.1	233	4.2	36	33S	43
1937	9	1	14.8	221	5.4	11	18	44
1937	9	10	17.8	222	3.0	22	19	45
1937	9	14	4.8	122	6.0	31	31S	46
1937	9	20	23.0	111	3.2	6	7N	47
1937	9	30	13.7	333	4.8	33	29	48
1937	10	3	11.3	222	3.0	16	23S	49
1937	10	7	5.3	222	2.4	27	39S	50
1937	10	9	6.5	122	1.8	15	20S	51
1937	10	11	13.6	121	6.4	51	36	52
1937	10	12	9.8	121	2.4	18	25S	53
1937	10	12	19.5	221	6.4	23	22N	54
1937	11	7	17.1	111	8.0	15	11	55

Y	M	J	H	C	D	AT	ANS	N
1937	11	29	11.0	222	4.8	23	29S	56
1937	12	23	8.1	011	3.2	4	9S	57
1937	12	23	10.7	121	3.6	5	21S	58
1938	1	4	2.6	011	6.0	13	11N	1
1938	1	12	4.7	011	7.2	8	12S	2
1938	1	16	22.5	333	1.2	163	129N	3
1938	1	19	22.5	110	4.0	7	9N	4
1938	1	22	1.7	222	6.0	50	30N	5
1938	1	25	11.9	333	2.1	50	41S	6
1938	1	31	19.3	222	1.8	38	33N	7
1938	2	6	3.1	222	8.0	42	35S	8
1938	2	7	5.4	110	4.0	10	14S	9
1938	2	8	6.7	011	6.4	10	19S	10
1938	2	13	20.5	221	4.0	23	21N	11
1938	2	25	10.3	222	3.6	17	18S	12
1938	3	11	23.0	220	9.0	10	11N	13
1938	3	25	23.5	121	5.2	9	17N	14
1938	4	1	9.7	021	5.1	15	11S	15
1938	4	6	21.0	121	4.0	18	14N	16
1938	4	9	10.9	111	3.2	13	15S	17
1938	4	11	4.5	021	6.0	13	16S	18
1938	4	11	10.5	121	2.4	17	17S	19
1938	4	12	19.9	111	8.8	26	30N	20
1938	4	13	11.7	221	2.4	52	30S	21
1938	4	16	5.7	333	0.8	113	55S	22
1938	4	22	11.9	221	3.0	11	12S	23
1938	4	22	16.4	111	6.0	12	13	24
1938	4	25	1.2	222	4.0	13	20N	25
1938	4	26	9.6	011	6.4	11	9S	26
1938	5	11	0.8	122	5.4	12	8N	27
1938	5	11	15.8	333	1.8	36	31	28
1938	5	14	9.7	121	3.0	11	14S	29
1938	5	24	10.2	011	2.4	5	5S	30
1938	6	7	21.9	333	2.1	49	42N	31
1938	6	12	17.8	322	4.0	27	27	32
1938	6	16	6.8	122	5.2	11	7S	33
1938	6	20	20.0	110	4.0	4	3N	34
1938	7	4	12.0	222	4.0	9	19	35
1938	7	9	19.8	222	5.2	24	29N	36
1938	7	13	20.0	222	4.0	23	27N	37
1938	7	15	3.2	221	8.4	19	15S	38
1938	7	30	4.6	232	3.2	28	26S	39
1938	8	1	7.7	121	8.0	39	25S	40
1938	8	3	21.5	222	3.2	48	49N	41
1938	8	10	3.3	222	8.0	30	32S	42
1938	8	11	3.3	122	6.0	22	24S	43
1938	8	22	13.9	333	4.0	47	35	44
1938	8	24	19.1	122	1.8	21	25N	45
1938	8	28	15.2	121	4.5	16	17	46
1938	9	4	9.6	011	5.4	8	10S	47

Y	M	J	H	C	D	AT	ANS	N
1938	9	13	18.6	333	3.0	53	43N	48
1938	9	23	4.5	222	0.8	16	23S	49
1938	9	26	7.3	233	3.3	33	33S	50
1938	9	27	22.0	333	3.6	60	44N	51
1938	9	30	10.3	122	1.2	22	23S	52
1938	10	7	6.2	1*2	1.5	**	19S	53
1938	10	16	22.2	111	6.0	15	13N	54
1938	10	22	10.6	111	4.0	9	12S	55
1938	10	23	2.6	0*1	3.0	**	6N	56
1938	11	14	13.8	222	2.1	8	11	57
1938	11	17	5.6	122	6.0	19	26S	58
1938	11	25	9.5	111	4.5	9	11S	59
1939	2	5	19.8	222	4.0	19	21N	1
1939	2	23	12.9	221	4.8	10	9	2
1939	2	24	17.1	222	1.5	32	28	3
1939	3	19	19.0	121	6.0	13	15N	4
1939	3	27	17.5	121	6.0	9	6	5
1939	4	16	21.4	222	5.6	25	23N	6
1939	4	17	1.9	333	4.8	63	35N	7
1939	4	19	6.0	111	7.6	32	16S	8
1939	4	23	5.8	233	1.6	85	31S	9
1939	4	24	17.6	333	3.2	63	34	10
1939	4	27	20.9	222	4.8	15	26N	11
1939	5	1	6.6	221	4.0	21	19S	12
1939	5	1	11.6	222	4.0	25	14S	13
1939	5	5	20.7	332	1.6	88	65N	14
1939	5	21	9.4	121	8.0	15	9S	15
1939	5	27	20.8	222	5.2	19	25N	16
1939	5	29	7.5	121	5.2	45	21S	17
1939	6	10	1.2	111	4.8	12	20N	18
1939	6	13	16.7	011	5.6	14	10	19
1939	6	26	20.3	111	4.0	40	36N	20
1939	7	3	0.6	222	4.0	13	16N	21
1939	7	3	3.5	121	4.8	22	14S	22
1939	7	4	14.1	222	4.0	31	24	23
1939	7	11	11.6	111	4.8	14	7S	24
1939	7	14	3.8	222	6.0	19	18S	25
1939	7	19	22.0	222	2.8	31	30N	26
1939	7	21	9.9	233	3.2	27	26S	27
1939	8	11	12.2	122	8.0	14	9	28
1939	8	12	1.6	222	1.2	52	32N	29
1939	8	19	6.3	122	5.6	18	21S	30
1939	8	21	21.3	222	6.0	19	22N	31
1939	8	22	0.6	233	4.0	26	31N	32
1939	9	2	21.7	222	4.0	37	34N	33
1939	10	2	7.9	121	7.2	13	14S	34
1939	10	8	13.7	122	4.0	7	9	35
1939	10	11	19.7	2*2	4.0	**	26N	36
1939	10	13	2.0	3*3	1.2	**	32N	37
1939	10	28	7.5	121	5.2	11	13S	38

Y	M	J	H	C	D	AT	ANS	N
1939	11	24	13.8	111-	3.6	-15	-11	39
1939	12	20	12.0	111	4.0	5	5	40
1940	1	3	6.6	122	3.0	8	18S	1
1940	1	3	14.6	233	3.2	22	21	2
1940	1	10	10.3	222	4.0	9	12S	3
1940	1	11	17.9	222	2.4	37	28	4
1940	1	18	9.9	122	2.4	12	14S	5
1940	2	10	17.0	120	6.0	9	12	6
1940	2	24	22.1	222	5.2	25	26N	7
1940	3	23	6.2	233	5.2	39	33S	8
1940	3	24	13.7	233	4.0	59	30	9
1940	3	24	15.6	333	2.4	3101161	*10	
1940	3	29	16.0	333	1.2	55	34	11
1940	3	31	9.6	333	2.4	40	50S	12
1940	4	2	16.1	111	4.0	6	11	13
1940	4	21	0.2	111	4.0	17	21N	14
1940	4	25	2.0	333	3.2	33	31N	15
1940	5	21	16.5	110	6.0	4	5	16
1940	5	23	17.9	333	3.6	50	39	17
1940	5	26	1.3	222	4.0	14	19N	18
1940	6	14	8.0	122	4.0	16	9S	19
1940	6	22	10.8	222	4.4	28	19S	20
1940	6	25	2.8	233	8.0	39	23N	21
1940	7	13	8.0	121	6.4	18	10S	22
1940	9	14	18.1	122	6.4	31	23N	23
1940	9	24	20.9	111	4.0	4	6N	24
1940	9	26	17.0	333	3.2	54	42	25
1940	10	6	9.8	122	4.8	12	15S	26
1940	10	15	3.3	222	4.4	27	22S	27
1940	10	22	5.2	021	4.0	18	28S	28
1940	11	1	4.7	122	8.0	19	28S	29
1940	11	9	3.7	120	10.0	17	22S	30
1940	11	12	7.1	122	8.0	11	21S	31
1940	11	20	6.7	011	4.0	10	17S	32
1940	12	30	4.4	122	4.0	27	28S	33
1941	1	5	15.7	122	4.0	11	12	1
1941	1	20	18.9	111	2.4	13	11N	2
1941	2	28	3.1	011	4.0	15	19S	3
1941	3	1	3.9	333	2.4	43	66S	4
1941	3	27	18.5	110	4.0	5	5N	5
1941	3	30	16.6	122	2.0	43	39	6
1941	4	24	7.3	011	1.2	12	11S	7
1941	4	28	19.1	111	5.6	21	21N	8
1941	5	4	3.0	121	5.6	21	13S	9
1941	5	8	9.6	222	3.2	10	11S	10
1941	6	9	9.2	222	4.8	32	18S	11
1941	6	10	13.2	222	3.2	44	33	12
1941	6	13	3.7	222	3.0	26	21S	13
1941	7	3	12.2	111	4.8	18	15	14
1941	7	4	3.7	222	4.4	27	27S	15

Y	M	J	H	C	D	AT	ANS	N
1941	7	5	5.0	222	6.0	27	24S	16
1941	7	9	11.7	121	4.8	7	8S	17
1941	8	4	1.4	332	4.0	29	34N	18
1941	9	7	4.7	222	3.2	36	26S	19
1941	9	13	7.9	122	4.0	10	10S	20
1941	9	18	4.2	222	5.2	25	25S	21
1941	10	31	3.7	333	4.0	31	29S	22
1941	11	27	3.7	223	4.4	24	31S	23
1941	12	1	6.0	232	2.8	37	41S	24
1941	12	18	7.0	122	5.2	31	47S	25
1942	1	8	23.2	222	3.6	18	12N	1
1942	1	9	19.7	122	6.0	13	10N	2
1942	2	23	13.4	332	4.0	27	26	3
1942	2	27	15.4	222	4.8	17	18	4
1942	2	28	9.0	122	5.2	13	18S	5
1942	3	1	7.5	333	2.0	44	42S	6
1942	3	5	4.3	222	4.4	19	24S	7
1942	3	5	15.3	222	3.2	36	33	8
1942	3	10	11.1	111	4.8	8	12S	9
1942	3	18	8.5	011	3.2	8	15S	10
1942	3	26	6.6	122	10.4	52	38S	11
1942	3	29	1.0	111	4.0	4	4N	12
1942	3	31	23.6	222	2.8	12	18N	13
1942	4	2	4.6	022	8.0	20	23S	14
1942	4	3	19.2	111	8.0	29	33N	15
1942	4	4	4.6	022	6.0	22	24S	16
1942	4	8	1.2	222	4.0	15	19N	17
1942	4	13	8.5	121	4.8	17	13S	18
1942	5	10	20.6	122	6.0	12	13N	19
1942	6	10	23.9	121	4.8	14	11N	20
1942	7	10	23.6	111	3.6	14	17N	21
1942	7	11	20.7	111	3.6	27	29N	22
1942	9	1	11.0	222	4.8	19	20S	23
1942	9	11	11.6	121	8.0	16	11S	24
1942	10	2	2.8	222	4.0	19	22N	25
1942	11	5	18.0	222	6.0	18	17N	26
1943	1	1	15.5	111-	4.8	-9	-9	1
1943	1	17	2.5	122	4.8	22	21N	2
1943	2	11	2.5	121	4.8	15	16N	3
1943	2	13	1.3	021	4.8	18	14N	4
1943	3	1	5.7	122	4.8	21	24S	5
1943	3	3	6.2	021	4.0	11	16S	6
1943	3	29	18.6	111	5.6	45	41N	7
1943	4	2	23.1	222	5.4	16	17N	8
1943	5	10	5.9	011	8.0	8	10S	9
1943	10	18	16.4	110	6.4	9	6	10
1944	2	4	4.0	011	8.0	11	9S	1
1944	3	4	2.7	122-	6.0	-18	-19N	2
1944	3	18	7.0	122-	6.4	-23	-23S	3
1944	4	15	13.3	222	6.0	14	16	4
1944	4	15	14.6	121	8.0	16	17	5
1944	4	24	1.2	222	4.8	21	21N	6
1944	8	2	2.4	122	4.8	6	6N	7
1944	8	18	7.8	011	4.0	19	20S	8
1944	8	23	2.9	121	4.0	10	12N	9
1944	8	27	18.7	111	6.4	10	13N	10
1944	9	6	11.6	222	4.0	14	10S	11
1944	10	10	19.4	011	4.8	9	6N	12
1944	12	15	18.9	122	2.4	23	16N	13
1944	12	26	10.4	122	7.2	19	19S	14
1945	1	26	8.0	021	0.8	4	10S	1
1945	1	28	14.8	021	4.0	8	9	2
1945	2	15	5.1	021	5.2	13	17S	3
1945	2	23	10.7	122	5.2	19	16S	4
1945	3	8	10.0	121	4.8	19	18S	5
1945	3	14	23.7	221	4.0	12	20N	6
1945	3	27	20.5	122	2.8	30	26N	7
1945	4	1	5.0	222	4.8	22	20S	8
1945	4	11	7.4	122	4.0	26	21S	9
1945	5	9	7.9	021	4.8	12	11S	10
1945	6	30	3.4	222	6.4	21	21S	11
1945	7	4	3.0	121	6.0	8	10S	12
1945	7	18	23.4	110	4.4	6	5N	13
1945	7	23	14.9	221	5.2	9	11	14
1945	7	28	1.7	221	7.6	8	8N	15
1945	8	21	10.0	222	4.4	14	16S	16
1945	9	8	20.9	222	6.0	20	20N	17
1945	10	7	19.6	121	4.0	19	17N	18
1945	10	23	23.6	222	2.4	10	10N	19
1945	11	4	13.0	222	4.8	19	17	20
1945	12	13	12.6	222	4.0	24	24	21
1945	12	16	19.6	233	4.0	24	16N	22
1945	12	19	18.1	333	2.0	37	18N	23
1945	12	23	16.3	222	1.6	19	23	24
1945	12	25	7.7	111	4.0	4	13S	25
1945	12	31	2.4	022	7.2	9	10N	26
1946	1	3	8.1	233	4.0	43	41S	1
1946	1	15	15.3	111	4.8	7	9	2
1946	2	2	0.9	222	4.8	11	11N	3
1946	2	3	13.7	222	7.2	30	21	4
1946	2	7	10.3	333	2.4	19	38S	5
1946	2	14	17.6	222	1.2	39	34	6
1946	2	19	14.9	222	3.2	31	30	7
1946	2	28	7.3	011	7.2	7	13S	8
1946	3	1	1.6	333	2.8	32	30N	9
1946	3	10	1.8	332	0.8	48	34N	10
1946	3	22	5.7	233	6.0	29	27S	11
1946	3	28	6.5	333	1.2	80	72S	12
1946	3	29	8.6	111	4.0	42	41S	13
1946	4	7	2.7	120	4.8	12	19N	14
1946	4	12	19.2	220	3.6	11	16N	15
1946	4	22	6.9	233	4.0	50	34S	16
1946	5	6	3.5	122	4.8	19	25S	17
1946	5	6	22.4	222	1.6	47	50N	18
1946	5	8	6.8	121	2.4	34	30S	19
1946	5	20	15.9	111-	4.8	-11	-13	20
1946	6	4	6.1	121	5.6	17	15S	21
1946	6	5	20.1	222	4.0	30	36N	22
1946	6	7	7.6	122	5.2	17	15S	23
1946	6	8	10.3	021	4.0	30	17S	24
1946	6	21	4.2	122	4.8	22	17S	25
1946	6	24	18.2	121	3.0	6	13N	26
1946	6	27	17.5	222	2.4	13	19	27
1946	7	3	1.3	222	7.2	10	12N	28
1946	7	6	2.1	121	4.8	6	11N	29
1946	7	7	3.3	122	4.0	13	18S	30
1946	7	9	1.7	011	6.0	29	27N	31
1946	7	18	9.0	222	2.4	27	18S	32
1946	7	26	18.7	333	4.4	151	100N	33
1946	7	29	1.7	111	4.0	13	15N	34
1946	8	7	1.3	121	7.2	11	16N	35
1946	8	13	18.9	122	5.2	12	20N	36
1946	8	30	22.6	232	4.0	31	31N	37
1946	9	16	13.7	222	4.0	23	25	38
1946	9	17	23,8	122	4.0	34	42N	39
1946	9	21	17.2	333	2.4	46	40	40
1946	9	22	4.4	222	0.8	22	20S	41
1946	9	22	10.2	333	2.0	115	246S*	42
1946	10	20	3.1	123	4.4	22	39S	43
1946	11	5	9.3	222	3.2	32	34S	44
1946	11	11	11.4	021	2.8	23	31S	45
1946	11	15	7.9	233	2.0	34	46S	46
1946	11	20	10.1	021	6.0	15	18S	47
1946	11	24	3.7	233	3.2	49	46S	48
1946	12	4	17.3	122	7.2	7	11	49
1946	12	23	5.0	122	8.0	28	33S	50
1946	12	25	19.2	222	2.4	21	17N	51
1947	1	1	3.1	111	4.8	9	12S	1
1947	1	1	8.9	011	4.0	6	13S	2
1947	1	4	11.2	222	4.0	29	35S	3
1947	1	16	3.5	333	4.4	28	18S	4
1947	1	24	6.3	122	2.4	22	39S	5
1947	2	7	8.2	122	2.4	25	33S	6
1947	2	16	2.9	233	3.6	35	19N	7
1947	2	24	1.2	121	4.0	9	11N	8
1947	3	2	4.0	222	8.8	35	30S	9
1947	3	2	8.2	333	0.8	71	52S	10
1947	3	7	5.6	222	3.6	21	25S	11
1947	3	11	23.9	221	4.0	6	5N	12
1947	3	12	4.9	122	6.0	36	37S	13

Y	M	J	H	C	D	AT	ANS	N
1947	3	15	8.7	222	2.4	26	39S	14
1947	3	27	4.5	222	4.0	31	32S	15
1947	4	2	10.2	122	2.8	9	11S	16
1947	4	3	14.9	111	3.2	14	16	17
1947	4	8	21.8	333	3.2	29	41N	18
1947	4	17	12.4	333	4.8	61	38	19
1947	5	15	0.2	111	4.0	9	9N	20
1947	5	22	22.7	332	5.2	28	33N	21
1947	5	24	2.2	021	6.4	10	23N	22
1947	5	24	6.7	222	1.6	53	43S	23
1947	6	5	7.4	233	2.0	58	43S	24
1947	6	13	17.8	222	4.8	26	30	25
1947	6	14	17.4	221	6.0	30	26	26
1947	6	14	19.5	121	4.8	22	30N	27
1947	6	17	3.0	222	4.0	19	18S	28
1947	6	24	3.2	110	4.0	4	7S	29
1947	7	17	10.5	122	5.2	10	7S	30
1947	7	17	17.6	333	5.2	133	109	31
1947	8	11	2.7	122	4.4	9	8N	32
1947	8	12	0.3	121	1.6	7	12N	33
1947	8	15	9.8	333	5.2	60	37S	34
1947	8	22	9.1	333	0.8	66	52S	35
1947	9	2	23.4	222	3.6	23	27N	36
1947	9	4	13.7	222	4.8	19	27	37
1947	9	5	18.0	222	4.0	25	29N	38
1947	9	11	15.9	111	4.8	14	19	39
1947	9	30	18.1	222	4.0	22	25N	40
1947	11	9	8.9	022	4.0	24	35S	41
1947	11	11	6.8	122	4.8	31	36S	42
1947	11	24	17.9	222	3.2	24	26	43
1947	11	27	18.5	111	4.8	17	13N	44
1947	12	1	8.9	121	4.0	30	38S	45
1947	12	4	6.2	111	8.0	22	24S	46
1947	12	23	11.4	121	6.0	27	25S	47
1948	1	19	8.4	122	3.6	16	30S	1
1948	1	27	6.5	112	10.0	22	33S	2
1948	2	3	2.1	222	4.8	27	27N	3
1948	2	10	2.0	222	4.0	14	20N	4
1948	2	26	19.5	222	6.0	19	18N	5
1948	3	11	21.6	011	5.6	33	19N	6
1948	3	15	3.5	121	0.8	20	10S	7
1948	3	21	8.3	1*1	0.8	**	19S	8
1948	3	30	17.3	221	5.2	14	20	9
1948	4	6	3.9	223	2.8	30	34S	10
1948	4	6	16.8	111	4.0	26	27	11
1948	4	16	12.2	121	2.8	8	12	12
1948	4	24	6.9	011	4.0	8	12S	13
1948	5	2	9.9	111	3.2	14	12S	14
1948	5	7	6.1	122	4.0	19	8S	15
1948	5	9	7.4	222	2.4	61	32S	16
1948	5	12	21.3	120	4.0	8	11N	17
1948	5	14	23.3	222	4.0	10	13N	18
1948	5	23	23.4	122	4.0	10	18N	19
1948	5	29	15.4	121	4.0	18	17	20
1948	6	11	19.0	221	4.4	15	21N	21
1948	7	7	4.7	121	5.6	19	19S	22
1948	7	26	8.6	021	9.6	12	10S	23
1948	7	27	15.1	110	4.8	9	12	24
1948	7	28	17.5	111	8.0	18	23	25
1948	8	4	9.8	222	6.0	10	15S	26
1948	8	7	3.2	322	4.8	27	31S	27
1948	8	7	23.0	332	1.6	24	35N	28
1948	8	10	5.0	021	7.2	25	27S	29
1948	8	19	15.7	221	6.4	8	12	30
1948	8	19	19.6	333	6.0	36	35N	31
1948	8	29	11.5	121	4.0	15	21S	32
1948	9	12	11.4	222	3.2	11	16S	33
1948	9	21	18.9	111	4.8	23	26N	34
1948	9	22	16.4	221	4.0	10	14	35
1948	9	22	20.7	222	2.8	21	25N	36
1948	9	25	4.7	011	4.8	19	16S	37
1948	10	1	1.2	333	2.4	25	28N	38
1948	10	17	22.1	333	2.4	30	38N	39
1948	11	1	19.7	222	5.6	25	26N	40
1948	12	13	2.1	121	8.0	12	7N	41
1948	12	21	6.0	122	4.4	21	34S	42
1948	12	24	3.1	122	6.0	17	28S	43
1948	12	30	13.7	122	8.0	20	17	44
1949	1	5	2.3	011	8.0	10	7N	1
1949	1	24	18.4	333	6.0	81	39N	2
1949	2	3	2.3	221	8.0	13	15N	3
1949	2	3	11.1	011	4.8	8	11S	4
1949	2	5	20.6	110	4.0	9	11N	5
1949	2	10	18.8	111	4.0	9	4N	6
1949	2	11	6.6	222	4.4	25	30S	7
1949	2	17	12.3	121	5.2	12	25	8
1949	2	21	15.2	222	4.0	52	47	9
1949	2	26	21.3	222	4.0	17	14N	10
1949	2	28	15.7	122	4.0	18	19	11
1949	3	1	11.7	121	4.0	26	24S	12
1949	3	4	17.0	121	6.0	11	14	13
1949	3	9	12.7	222	3.2	21	24	14
1949	3	16	8.4	011	3.2	4	5S	15
1949	3	16	15.5	222	3.2	30	31	16
1949	3	21	21.4	333	4.0	45	25N	17
1949	3	23	2.3	222	4.0	13	16N	18
1949	3	28	6.7	122	7.2	30	23S	19
1949	4	7	10.8	222	6.4	19	19S	20
1949	4	7	19.4	122	3.6	29	24N	21
1949	4	11	7.3	222	1.6	37	26S	22
1949	4	12	15.3	333	1.6	48	37	23
1949	4	16	10.3	122	2.4	11	9S	24
1949	4	24	1.8	222	12.0	18	16N	25
1949	4	29	15.7	222	1.6	19	20	26
1949	5	3	18.2	333	4.8	30	32N	27
1949	5	11	2.0	222	3.0	21	32N	28
1949	5	12	6.6	232	5.6	68	28S	29
1949	5	21	8.8	222	1.6	13	15S	30
1949	5	30	12.5	333	3.2	37	28	31
1949	6	3	21.9	222	4.0	16	23N	32
1949	6	6	21.2	232	4.0	32	35N	33
1949	6	14	18.9	221	5.6	9	13N	34
1949	7	8	22.8	110	4.8	10	11N	35
1949	7	12	20.3	332	4.8	36	36N	36
1949	8	2	7.0	233	2.4	35	31S	37
1949	8	3	2.0	333	3.2	27	32N	38
1949	9	8	10.0	111	6.4	15	18S	39
1949	10	4	2.0	233	5.2	21	22N	40
1949	10	6	7.3	122	2.8	19	22S	41
1949	10	10	9.4	121	4.4	8	12S	42
1949	10	13	20.1	232	4.0	43	38N	43
1949	10	15	8.0	222	2.4	47	44S	44
1949	10	27	4.8	222	2.4	26	28S	45
1949	11	1	9.8	122	4.8	14	19S	46
1949	11	9	6.3	121	6.4	25	24S	47
1949	11	10	15.9	122	2.4	25	24	48
1949	11	14	3.7	222	5.2	14	16S	49
1949	11	20	5.0	122	3.2	20	35S	50
1949	11	26	20.4	222	4.0	11	6N	51
1949	12	27	11.4	011	2.8	3	5S	52
1950	1	1	16.7	122	2.4	20	16	1
1950	1	9	4.2	121	4.0	16	26S	2
1950	1	23	7.0	122	4.8	20	22S	3
1950	2	3	23.3	222	4.0	14	18N	4
1950	2	19	23.6	221	4.0	14	16N	5
1950	2	23	10.7	223	2.4	17	24S	6
1950	3	19	5.7	333	6.0	56	32S	7
1950	3	29	7.3	233	4.0	43	36S	8
1950	4	22	9.2	222	4.8	29	18S	9
1950	5	2	9.8	121	6.4	13	10S	10
1950	5	10	21.3	111	6.4	8	9N	11
1950	5	20	8.3	121	6.4	9	6S	12
1950	5	22	7.0	111	8.0	4	8S	13
1950	5	22	20.8	120	3.2	20	21N	14
1950	5	27	12.0	222	3.2	19	18	15
1950	6	6	0.2	121	6.4	8	14N	16
1950	6	22	4.8	011	4.0	13	15S	17
1950	6	23	18.0	222	4.0	25	43N	18
1950	6	29	8.3	021	4.0	8	7S	19
1950	7	24	1.8	222	5.2	22	19N	20

Y	M	J	H	C	D	AT	ANS	N
1950	8	6	10.8	110	6.0	4	2S	21
1950	8	7	10.8	222	5.6	33	23S	22
1950	8	14	8.4	121	5.2	17	15S	23
1950	8	19	10.1	12*	4.4	17	**	24
1950	8	28	10.3	121	4.8	9	12S	25
1950	9	16	10.3	333	3.2	33	24S	26
1950	9	30	17.7	221	3.6	19	19	27
1950	10	14	2.5	121	6.0	17	25N	28
1950	12	2	15.3	110	5.2	10	12	29
1950	12	12	5.4	233	4.0	35	39S	30
1951	2	5	4.4	011	3.6	9	21S	1
1951	2	27	0.4	121	4.0	22	34N	2
1951	3	6	7.8	122	2.4	38	36S	3
1951	4	12	21.9	110	4.0	5	11N	4
1951	4	18	6.8	233	4.0	44	35S	5
1951	5	9	17.8	110	12.0	22	18	6
1951	5	25	18.8	221	5.2	14	20N	7
1951	6	14	17.8	333	2.0	27	32	8
1951	6	17	17.0	333	2.4	42	36	9
1951	6	18	23.2	221	3.0	16	20N	10
1951	6	25	4.4	222	4.0	20	19S	11
1951	6	27	16.0	110	8.0	17	23	12
1951	7	1	22.4	222	4.8	31	33N	13
1951	7	31	0.9	120	4.4	12	16N	14
1951	8	13	3.5	111	6.0	20	17S	15
1951	8	15	20.1	232	4.8	44	41N	16
1951	9	5	20.7	222	4.0	26	33N	17
1951	9	6	6.2	122	4.8	31	27S	18
1951	9	7	8.9	011	8.0	12	11S	19
1951	9	19	11.9	120	4.0	16	4S	20
1951	9	27	0.0	111	4.0	12	21N	21
1951	10	28	11.8	333	2.8	52	49S	22
1951	11	19	20.0	021	5.6	13	10N	23
1951	12	27	21.6	222	4.8	35	16N	24
1952	1	3	18.0	111	4.0	13	9N	1
1952	1	29	15.4	122	6.0	17	17	2
1952	2	5	23.6	120	4.8	8	4N	3
1952	2	23	21.4	332	4.8	26	20N	4
1952	3	3	7.4	122	4.4	15	14S	5
1952	4	21	11.8	222	4.0	25	23S	6
1952	4	27	22.2	120	3.6	9	9N	7
1952	6	25	10.8	121	4.8	14	16S	8
1952	6	29	19.5	222	6.0	25	25N	9
1952	7	1	20.6	121	4.0	24	28N	10
1952	7	20	0.9	120	8.0	9	13N	11
1952	8	15	20.0	111	6.8	14	19N	12
1952	8	17	1.4	011	12.0	16	10N	13
1952	10	21	10.2	222	4.0	25	25S	14
1952	11	20	17.4	111	3.6	12	13	15
1952	12	14	21.7	221	5.2	8	8N	16

Y	M	J	H	C	D	AT	ANS	N
1953	1	5	5.7	222	4.0	24	29S	1
1953	1	24	0.5	121	4.0	6	7N	2
1953	2	14	4.8	011	5.6	6	9S	3
1953	4	15	5.0	121	4.8	12	13S	4
1953	5	5	21.3	120	4.8	12	13N	5
1953	5	26	7.3	121	4.0	11	8S	6
1953	7	23	8.1	122	3.2	16	19S	7
1953	8	12	0.7	120	7.2	11	16N	8
1953	8	23	0.3	221	4.8	13	16N	9
1953	9	10	6.0	011	8.0	10	6S	10
1953	9	15	3.0	222	4.8	25	24S	11
1953	9	18	16.2	111	4.0	10	10	12
1953	10	7	0.0	121	4.0	12	12N	13
1953	10	15	8.7	122	8.0	14	16S	14
1954	3	22	17.2	011	4.8	14	16	1
1954	6	18	17.4	111	6.4	13	17	2
1954	7	19	14.9	120	5.6	13	13	3
1954	9	24	8.9	021	4.0	6	7S	4
1954	10	23	7.3	222	5.6	13	21S	5
1954	10	27	7.7	122	4.8	14	19S	6
1954	11	18	17.5	021	4.8	15	16	7
1954	11	23	11.7	122	5.2	11	12S	8
1955	1	11	12.3	122	4.0	14	16	1
1955	1	12	19.7	111	5.6	7	8N	2
1955	1	17	3.3	121	7.2	21	12S	3
1955	1	27	8.8	011	7.2	11	10S	4
1955	1	27	13.7	011	4.0	6	6	5
1955	2	21	3.8	122	5.2	21	23S	6
1955	2	28	0.9	011	4.0	12	8N	7
1955	3	30	10.6	111	4.0	6	4S	8
1955	4	27	16.4	333	4.4	29	31	9
1955	5	20	5.4	122	4.0	17	20S	10
1955	5	25	14.5	333	3.6	27	27	11
1955	6	6	17.4	222	5.2	13	18	12
1955	6	22	10.6	222	3.2	27	14S	13
1955	7	6	14.9	121	5.6	10	10	14
1955	8	27	15.2	120	6.0	4	9	15
1955	10	7	22.9	222	5.6	23	22N	16
1955	11	19	13.3	123	3.2	52	44	17
1955	12	5	1.5	011	4.0	9	7N	18
1955	12	5	22.3	122	4.0	25	10N	19
1956	1	17	23.7	111	12.0	13	17N	1
1956	1	21	16.7	222	2.4	16	20	2
1956	1	27	8.9	111	4.8	25	25S	3
1956	2	11	0.9	121	6.4	13	10N	4
1956	2	19	2.3	222	6.0	27	32N	5
1956	2	21	20.0	222	4.0	18	22N	6
1956	2	22	0.2	222	2.8	33	26N	7
1956	2	25	3.1	333	4.0	38	36S	8
1956	3	2	23.7	121	3.6	12	11N	9

Y	M	J	H	C	D	AT	ANS	N
1956	3	3	6.8	132	3.0	67	52S	10
1956	3	19	0.9	222	4.8	12	14N	11
1956	3	20	11.7	121	4.0	8	8S	12
1956	4	2	7.3	122	4.0	8	9S	13
1956	4	15	16.4	121	4.0	9	12	14
1956	4	21	11.0	121	2.4	21	21S	15
1956	4	25	11.5	221	6.0	19	12S	16
1956	4	26	21.2	333	4.8	53	64N	17
1956	4	28	17.4	222	4.0	17	22	18
1956	4	28	18.9	111	3.2	23	35N	19
1956	4	30	1.6	333	2.4	20	29N	20
1956	5	11	23.6	222	4.8	7	8N	21
1956	5	16	4.2	122	1.2	29	17S	22
1956	5	20	6.6	233	2.4	28	37S	23
1956	5	21	18.3	120	4.0	14	19N	24
1956	5	24	5.8	221	4.0	17	19S	25
1956	6	5	15.2	110	4.0	9	11	26
1956	6	23	18.0	121	4.0	10	19N	27
1956	7	8	1.0	222	4.0	15	23N	28
1956	8	9	10.6	222	3.2	16	17S	29
1956	8	10	13.2	111	4.0	9	15	30
1956	8	11	0.7	333	2.4	56	34N	31
1956	8	12	2.4	121	3.6	8	14N	32
1956	8	21	5.1	122	6.4	13	17S	33
1956	8	31	10.3	222	3.2	17	11S	34
1956	9	2	2.5	222	3.0	35	32N	35
1956	9	8	10.1	222	0.8	20	22S	36
1956	9	20	4.6	111	0.8	12	23S	37
1956	10	26	0.4	122	4.8	17	13N	38
1956	10	26	13.2	222	4.0	21	22	39
1956	11	9	20.5	333	2.4	33	39N	40
1956	11	14	2.0	222	3.6	19	19N	41
1956	11	15	8.1	222	2.0	28	50S	42
1956	12	24	1.8	122	4.0	12	16N	43
1956	12	25	7.9	122	2.4	12	30S	44
1956	12	27	15.0	122	3.2	17	23	45
1956	12	30	6.5	122	2.0	21	35S	46
1957	1	2	9.1	233	1.2	36	53S	1
1957	1	19	7.3	111	6.0	9	11S	2
1957	1	21	12.9	222	3.2	30	29	3
1957	1	24	19.2	111	2.0	55	30N	4
1957	1	29	13.2	122	3.2	16	19	5
1957	2	12	18.8	221	4.0	22	29N	6
1957	2	13	9.6	021	2.0	10	29S	7
1957	2	17	10.5	121	4.0	11	11S	8
1957	2	23	18.1	222	1.2	56	29N	9
1957	3	1	16.2	121	4.0	7	10	10
1957	3	2	5.1	122	4.8	35	43S	11
1957	3	10	0.3	222	4.0	17	20N	12
1957	3	15	19.6	110	4.8	12	9N	13

Y	M	J	H	C	D	AT	ANS	N
1957	3	25	1.5	222	4.0	7	14N	14
1957	3	26	10.8	022	8.0	9	9S	15
1957	3	27	11.6	110	5.2	10	13S	16
1957	3	29	3.6	333	2.0	34	35S	17
1957	3	29	13.2	222	6.8	35	42	18
1957	4	14	17.8	111	6.0	9	10	19
1957	4	15	20.8	221	5.6	11	22N	20
1957	4	17	11.6	333	2.4	42	33S	21
1957	4	17	23.5	222	5.6	104	68N	22
1957	4	18	15.6	121	2.4	37	38	23
1957	4	24	14.5	121	4.0	12	23	24
1957	4	26	2.1	111	6.0	9	8N	25
1957	5	21	9.1	111	2.0	11	7S	26
1957	5	30	8.4	222	3.2	26	22S	27
1957	6	6	20.5	122	4.0	25	27N	28
1957	6	15	13.9	120	2.8	6	7	29
1957	6	24	3.6	121	0.8	7	13S	30
1957	6	25	0.8	222	4.0	11	22N	31
1957	6	30	5.4	232	2.4	54	32S	32
1957	7	2	8.9	233	0.8	31	25S	33
1957	7	5	0.7	122	4.0	13	15N	34
1957	7	16	7.2	222	2.4	26	22S	35
1957	7	22	4.3	222	5.6	22	19S	36
1957	7	27	20.0	222	2.4	23	14N	37
1957	8	3	15.9	333	2.4	43	40	38
1957	8	6	5.1	122	0.8	9	10S	39
1957	8	9	13.8	333	2.4	29	21	40
1957	8	29	19.3	333	2.4	50	35N	41
1957	8	31	18.2	122	6.0	51	44N	42
1957	9	2	3.2	233	2.0	43	40S	43
1957	9	4	13.0	333	1.2	35	34	44
1957	9	13	0.7	333	4.0	31	38N	45
1957	9	21	10.0	333	2.4	69	49S	46
1957	9	22	13.7	233	1.6	44	38	47
1957	9	23	2.5	222	4.0	48	70N	48
1957	9	29	0.2	222	0.8	12	18N	49
1957	10	14	4.6	012	2.4	15	27S	50
1957	10	21	22.6	222	2.4	60	54N	51
1957	11	6	18.3	333	1.2	46	38N	52
1957	11	26	1.9	120	1.2	23	23N	53
1957	12	1	3.6	111	1.6	22	26S	54
1957	12	19	9.6	122	2.8	22	35S	55
1958	1	25	10.8	121	3.2	17	18S	1
1958	2	4	13.1	120	4.0	11	13	2
1958	2	11	1.4	333	0.4	109	84N	3
1958	2	16	16.6	121	5.2	27	22	4
1958	3	3	9.5	122	2.4	9	14S	5
1958	3	14	12.2	333	2.0	39	32	6
1958	3	17	7.9	121	4.0	10	6S	7
1958	3	25	15.6	232	3.6	53	39	8

Y	M	J	H	C	D	AT	ANS	N
1958	3	31	4.3	022	3.2	12	14S	9
1958	4	26	12.8	222	3.2	8	10	10
1958	5	20	23.2	110	4.8	3	7N	11
1958	5	31	16.8	333	1.6	52	42	12
1958	6	2	4.1	121	1.6	12	21S	13
1958	6	7	0.7	221	3.0	17	25N	14
1958	6	8	17.4	110	5.2	11	9	15
1958	6	14	18.4	332	2.0	26	31N	16
1958	6	19	16.0	221	6.0	12	18	17
1958	6	28	7.2	222	4.0	29	20S	18
1958	6	28	17.7	222	2.4	14	21	19
1958	7	8	7.8	333	2.4	89	76S	20
1958	7	13	22.1	121	4.0	21	22N	21
1958	7	18	2.3	120	6.0	20	21N	22
1958	7	21	16.6	333	1.2	64	51	23
1958	7	31	15.4	222	4.4	23	28	24
1958	8	11	18.8	121	8.8	19	25N	25
1958	8	17	6.3	232	1.2	45	43S	26
1958	8	22	2.4	333	1.2	25	30N	27
1958	8	24	1.6	333	2.4	44	40N	28
1958	8	27	3.0	122	1.2	20	32S	29
1958	9	3	8.7	233	2.8	32	31S	30
1958	9	16	9.5	122	2.4	40	32S	31
1958	9	25	4.1	233	1.6	24	28S	32
1958	9	30	10.1	223	4.4	27	28S	33
1958	10	22	3.2	233	4.0	44	41S	34
1958	10	24	7.5	232	1.2	32	42S	35
1958	10	27	15.3	222	4.0	12	12	36
1958	10	28	6.8	222	4.0	24	33S	37
1958	11	1	10.0	122	5.2	8	11S	38
1958	11	1	14.9	111	5.6	13	14	39
1958	11	28	1.1	122	6.0	8	14N	40
1958	12	4	0.6	222	4.0	24	18N	41
1958	12	13	0.0	222	3.2	28	26N	42
1958	12	15	20.3	121	4.0	15	13N	43
1958	12	17	15.7	122	2.4	9	12	44
1958	12	17	18.3	222	1.6	32	23N	45
1959	1	2	11.3	111	4.0	6	8S	1
1959	1	5	1.6	122	2.0	12	13N	2
1959	1	9	14.9	121	2.4	20	19	3
1959	1	14	6.1	111	4.0	14	23S	4
1959	1	16	9.4	122	2.4	16	24S	5
1959	1	25	8.9	122	6.4	23	23S	6
1959	2	11	3.3	222	4.0	10	25S	7
1959	2	11	7.9	122	3.2	24	35S	8
1959	2	14	11.7	111	2.0	12	22S	9
1959	2	22	0.7	222	2.4	8	13N	10
1959	3	22	22.5	111	6.4	8	12N	11
1959	3	26	8.7	333	1.6	36	32S	12
1959	4	9	18.4	232	1.6	39	33N	13

Y	M	J	H	C	D	AT	ANS	N
1959	4	23	10.6	333	3.6	40	23S	14
1959	5	4	20.3	222	4.0	12	15N	15
1959	5	11	23.4	331	2.4	48	50N	16
1959	5	24	5.7	222	3.2	42	25S	17
1959	6	3	23.2	120	2.4	8	8N	18
1959	6	9	0.2	120	2.4	10	17N	19
1959	6	11	9.1	222	1.2	24	26S	20
1959	6	27	6.5	011	4.0	5	4S	21
1959	6	29	7.4	222	4.0	28	18S	22
1959	6	30	8.0	221	3.2	17	10S	23
1959	7	11	16.4	333	1.6	90	60	24
1959	7	15	8.0	333	2.0	79	35S	25
1959	7	17	16.7	333	2.4	149	217	26
1959	8	16	4.0	121	8.8	32	21S	27
1959	8	20	4.2	333	2.8	41	38S	28
1959	8	20	20.6	222	2.4	44	37N	29
1959	9	3	14.3	111	2.4	11	13	30
1959	9	3	21.9	333	1.2	43	48N	31
1959	9	20	11.9	121	2.4	14	21S	32
1959	10	29	23.8	333	4.0	31	20N	33
1959	11	9	3.2	111	8.0	20	20S	34
1959	11	21	11.6	110	1.2	2	4S	35
1959	11	27	23.8	333	0.8	40	32N	36
1959	12	5	6.9	233	2.0	47	49S	37
1959	12	13	18.4	111	4.8	14	9N	38
1959	12	23	15.3	221	4.0	22	17	39
1960	1	4	8.2	011	4.8	9	18S	1
1960	1	5	2.0	221	4.0	12	15N	2
1960	1	10	6.1	111	5.2	20	20S	3
1960	1	13	19.0	233	1.6	50	4N	4
1960	1	16	21.2	110	8.0	14	7N	5
1960	1	19	22.1	221	6.0	13	13N	6
1960	1	28	19.2	121	4.0	15	15N	7
1960	2	26	10.7	222	6.0	18	16S	8
1960	3	15	8.3	111-	6.0	-14	-12S	9
1960	4	2	23.2	222	6.4	23	17N	10
1960	4	5	12.9	222	3.6	21	22	11
1960	4	6	16.4	222	1.2	35	36	12
1960	4	7	15.2	121	3.2	13	21	13
1960	4	10	1.4	122	4.8	15	16N	14
1960	4	27	20.0	332	4.0	38	38N	15
1960	4	30	1.5	222	1.2	36	37N	16
1960	4	30	12.2	233	1.6	116	38	*17
1960	5	8	4.3	333	1.6	58	35S	18
1960	5	11	4.5	222	0.8	31	30S	19
1960	5	15	10.1	110	4.0	11	9S	20
1960	5	16	11.4	121	5.2	10	8S	21
1960	5	22	14.6	222	6.8	29	18	22
1960	5	28	20.3	332	1.2	40	65N	23
1960	6	4	2.7	132	4.0	48	32N	24

Y	M	J	H	C	D	AT	ANS	N
1960	6	27	1.7	333	1.6	35	27N	25
1960	6	29	19.6	332	4.0	38	41N	26
1960	6	30	17.3	110	4.0	23	21	27
1960	7	14	4.7	111	4.0	18	18S	28
1960	7	14	17.0	222	4.0	30	32	29
1960	8	14	15.1	221	4.4	30	31	30
1960	8	16	14.1	333	2.4	27	34	31
1960	8	19	16.2	222	3.2	29	31	32
1960	8	29	0.3	333	2.8	40	36N	33
1960	9	2	11.9	221	4.0	11	15S	34
1960	9	4	2.5	122	4.0	18	22N	35
1960	9	4	11.7	111	4.0	21	20S	36
1960	9	21	8.2	011	8.0	6	5S	37
1960	9	22	14.0	121	6.0	19	17	38
1960	9	29	8.6	011	4.0	9	11S	39
1960	10	6	2.6	011	0.8	18	21N	40
1960	10	13	21.8	111	4.0	13	13N	41
1960	10	24	14.8	233	4.0	30	31	42
1960	11	10	7.3	122	6.4	22	25S	43
1960	11	12	13.8	333	2.0	38	36	44
1960	11	12	18.7	222	2.4	45	32N	45
1960	11	15	13.0	122	1.6	26	21	46
1960	11	30	19.1	222	2.8	42	29N	47
1960	12	7	18.0	222	8.0	27	19N	48
1960	12	25	20.0	222	4.0	12	10N	49
1961	1	7	20.8	011	8.0	11	6N	1
1961	1	8	16.3	121	4.0	16	16	2
1961	2	3	9.1	233	4.0	33	34S	3
1961	2	4	13.4	122	4.8	11	16	4
1961	2	4	18.4	122	4.0	35	17N	5
1961	2	6	1.1	221	8.0	13	12N	6
1961	2	13	2.8	110	7.2	10	11N	7
1961	2	16	0.7	121	5.6	16	16N	8
1961	2	16	5.5	021	4.8	38	34S	9
1961	3	9	13.4	222	4.0	23	21	10
1961	3	27	15.0	222	4.0	23	30	11
1961	3	28	2.0	121	6.4	24	28N	12
1961	3	31	15.2	110	3.6	17	21	13
1961	4	8	19.0	011	6.0	10	14N	14
1961	4	13	14.8	121	3.6	28	25	15
1961	5	22	1.6	121	5.2	7	11N	16
1961	6	14	23.5	122	10.0	22	27N	17
1961	6	20	16.3	221	6.0	9	10	18
1961	7	13	11.2	222	2.8	43	11S	19
1961	7	17	18.4	221	4.8	29	35N	20
1961	7	20	2.8	222	7.2	11	12N	21
1961	7	26	19.8	333	2.4	50	36N	22
1961	8	29	17.1	111	5.6	10	14	23
1961	9	13	15.9	110	4.8	13	13	24
1961	9	20	16.1	110	8.8	17	16	25
1961	9	30	18.8	112	4.8	14	19N	26
1961	9	30	21.1	222	1.2	111	83N	27
1961	10	25	0.3	011	8.0	3	2N	28
1961	10	26	19.6	221	4.8	32	32N	29
1961	10	28	8.1	233	1.2	40	46S	30
1961	11	4	19.3	110	5.6	9	6N	31
1961	11	6	23.3	110	4.0	10	7N	32
1961	11	17	14.1	011	4.0	9	14	33
1961	11	18	6.3	112	6.0	36	42S	34
1961	12	1	3.2	110	7.2	8	7S	35
1961	12	5	13.9	222	4.0	19	16	36
1961	12	27	0.9	122	2.0	24	10N	37
1962	1	10	2.2	122	4.8	23	26N	1
1962	1	19	1.2	222	4.0	15	13N	2
1962	2	4	9.5	111	5.6	15	18S	3
1962	2	11	10.0	122	6.0	11	12S	4
1962	2	14	17.3	221	4.0	10	11	5
1962	2	22	2.3	222	4.0	27	28N	6
1962	2	25	17.4	110	6.4	8	11	7
1962	2	26	8.5	011	7.2	8	8S	8
1962	2	26	12.5	122	4.0	32	22	9
1962	4	20	23.9	332	3.2	31	28N	10
1962	4	25	13.5	221	4.0	12	12	11
1962	4	26	4.2	011	4.0	7	10S	12
1962	5	27	4.2	221	6.0	28	22S	13
1962	6	26	8.8	110	5.2	15	9S	14
1962	7	3	12.0	110	5.6	12	15	15
1962	9	28	12.9	121	4.0	6	9	16
1962	10	7	20.4	222	5.2	25	23N	17
1962	10	22	12.3	111	8.8	11	19	18
1962	11	29	6.2	011	7.2	11	17S	19
1962	12	4	3.5	233	3.2	31	32S	20
1963	2	9	19.7	121	2.4	8	8N	1
1963	3	31	21.2	221	5.6	10	10N	2
1963	4	4	5.8	122	4.0	12	14S	3
1963	4	19	3.2	111	4.8	11	12S	4
1963	4	30	15.3	332	4.0	27	23	5
1963	5	2	22.2	121	2.4	27	26N	6
1963	5	27	20.4	110	11.2	14	15N	7
1963	6	18	2.9	110	6.0	9	7N	8
1963	7	15	21.2	120	6.4	8	10N	9
1963	8	9	1.0	120	8.0	7	9N	10
1963	9	8	2.4	111	3.2	7	9N	11
1963	9	19	5.6	122	4.0	14	21S	12
1963	9	21	14.2	333	3.2	38	35	13
1963	9	27	19.7	232	1.2	47	37N	14
1963	10	20	9.5	021	6.8	7	12S	15
1963	10	29	14.0	122	4.0	14	14	16
1963	11	17	9.0	233	4.8	34	30S	17
1963	12	1	22.4	121	4.0	7	6N	18
1963	12	2	21.3	110	4.8	12	9N	19
1964	1	1	11.8	011	4.0	8	12S	1
1964	1	23	22.4	111	4.0	4	4N	2
1964	1	28	19.4	121	4.0	28	13N	3
1964	2	4	3.7	011	8.8	6	15S	4
1964	2	12	6.0	222	4.0	20	19S	5
1964	2	20	6.3	021	7.6	15	13S	6
1964	2	20	11.6	121	4.0	15	16S	7
1964	3	29	14.1	011	4.0	5	6	8
1964	4	17	0.3	110	3.2	9	12N	9
1964	5	10	0.6	222	7.2	22	18N	10
1964	5	23	22.5	222	3.6	24	24N	11
1964	6	1	11.9	111	4.0	9	7S	12
1964	6	7	18.8	120	6.4	11	17N	13
1964	7	2	23.4	120	4.0	9	12N	14
1964	8	4	1.5	222	3.2	14	22N	15
1964	8	11	0.9	221	4.0	7	8N	16
1964	9	6	19.9	222	4.0	22	20N	17
1964	9	15	23.5	121	6.0	9	6N	18
1964	9	21	11.8	221	5.2	4	8S	19
1964	10	3	12.7	121	4.8	15	15	20
1964	10	26	0.2	021	5.2	13	9N	21
1964	11	1	3.3	011	6.0	16	11S	22
1964	11	8	0.3	111	4.0	9	7N	23
1964	11	8	3.9	011	2.4	12	22S	24
1964	11	15	10.1	022	6.4	10	11S	25
1965	1	7	23.1	110	4.0	6	7N	1
1965	1	20	16.2	222	8.0	14	17	2
1965	1	26	7.8	022	4.0	13	17S	3
1965	2	6	14.2	222	4.4	23	22	4
1965	2	10	2.9	011	2.0	7	9N	5
1965	3	12	12.4	222	4.8	19	20	6
1965	4	6	4.2	022	5.2	11	9S	7
1965	4	6	12.3	221	4.0	7	13	8
1965	4	17	13.2	222	4.0	11	14	9
1965	5	4	23.0	110	4.8	11	9N	10
1965	5	16	0.6	121	5.6	10	13N	11
1965	6	3	13.3	120	4.0	5	6	12
1965	6	8	6.4	011	5.6	7	6S	13
1965	6	15	10.9	122	4.0	29	16S	14
1965	7	6	4.9	121	5.2	22	11S	15
1965	7	12	16.0	221	6.0	17	18	16
1965	7	18	15.5	333	4.0	37	30	17
1965	7	27	6.2	011	8.0	11	10S	18
1965	8	16	20.1	121	5.6	14	16N	19
1965	8	23	15.3	221	4.0	9	11	20
1965	9	15	14.8	121	10.0	15	13	21
1965	10	5	1.2	111	6.0	4	5N	22
1965	10	5	2.6	222	2.4	18	16N	23
1965	10	7	9.0	122	4.0	15	15S	24

Y	M	J	H	C	D	AT	ANS	N
1965	10	22	1.4	122	4.8	16	15N	25
1965	11	4	1.0	122	5.6	14	15N	26
1965	11	12	11.7	111	4.4	4	5S	27
1965	12	4	9.8	011	6.0	9	10S	28
1965	12	18	6.3	022	4.8	11	20S	29
1966	1	2	2.2	011	0.8	7	5N	1
1966	1	7	15.0	122	3.6	14	17	2
1966	1	20	2.0	122	2.0	11	11N	3
1966	3	9	10.9	011	4.8	5	8S	4
1966	3	27	19.6	121	6.0	13	15N	5
1966	4	1	12.6	121	4.4	13	17	6
1966	4	14	8.9	122	6.4	8	14S	7
1966	4	21	19.9	111	4.0	6	5N	8
1966	5	8	9.9	011	8.0	4	3S	9
1966	5	25	23.5	222	4.0	16	20N	10
1966	5	31	3.7	222	4.0	19	19S	11
1966	7	8	21.0	111	4.0	23	25N	12
1966	7	11	15.7	110	3.2	4	6	13
1966	7	15	15.0	111	4.0	9	8	14
1966	7	27	6.0	122	3.6	22	20S	15
1966	8	1	0.0	121	4.8	15	20N	16

Y	M	J	H	C	D	AT	ANS	N
1966	8	29	13.2	222	4.0	30	26	17
1966	8	30	11.2	333	2.8	30	32S	18
1966	9	14	15.1	122	4.0	22	17	19
1966	9	19	2.8	121	4.0	19	26N	20
1966	9	23	8.9	222	2.4	44	30S	21
1966	10	15	9.9	222	4.0	15	21S	22
1966	11	17	0.2	121	4.0	9	10N	23
1966	11	17	17.3	111	4.0	12	15	24
1966	11	25	13.6	121	2.4	9	8	25
1966	12	22	4.6	222	2.4	15	25S	26
1967	1	6	7.2	011	6.0	13	26S	1
1967	1	7	8.0	011	1.2	12	21S	2
1967	1	13	12.0	222	2.4	35	31	3
1967	1	23	0.4	011	8.0	14	11N	4
1967	1	25	0.0	011	4.8	8	7N	5
1967	2	7	16.6	122	2.4	18	22	6
1967	2	15	23.8	333	4.0	39	36N	7
1967	2	16	8.5	111	4.0	27	33S	8
1967	3	30	8.9	011	4.8	11	10S	9
1967	4	1	8.1	222	4.0	52	27S	10
1967	4	4	3.0	233	2.4	36	31S	11

Y	M	J	H	C	D	AT	ANS	N
1967	5	1	19.1	332	3.6	34	35N	12
1967	5	7	1.0	221	5.6	12	21N	13
1967	5	24	17.4	011	6.0	23	25	14
1967	5	25	12.6	222	2.0	80	48	15
1967	5	30	14.4	221	4.0	26	24	16
1967	6	5	19.2	222	4.8	49	49N	17
1967	6	25	2.4	222	4.8	19	26N	18
1967	6	26	14.9	111	4.4	32	25	19
1967	8	4	7.0	011	6.0	13	8S	20
1967	8	11	5.9	222	2.4	23	28S	21
1967	8	29	17.6	110	2.4	6	9	22
1967	9	13	3.7	122	4.0	19	16S	23
1967	9	19	20.0	121	2.4	16	20N	24
1967	9	28	4.2	021	5.2	7	15S	25
1967	10	8	6.2	011	4.0	8	8S	26
1967	10	28	16.6	121	1.2	25	23	27
1967	11	29	5.2	122	6.0	22	23S	28
1967	12	15	2.2	011	4.0	11	5N	29
1967	12	18	5.6	222	7.2	44	41S	30
1967	12	29	22.4	011	6.4	7	3N	31

No. 13	Transactions of the Oslo Meeting, 1948	
No. 14	Transactions of the Brussels Meeting, 1951	
No. 15	Transactions of the Rome Meeting, 1954	
No. 15a	Le Noyau Terrestre, Rome 1954	Out of print
No. 15b	Problèmes de la Physique de la haute atmosphère, 1954	Out of print
No. 16	Transactions of the Toronto Meeting, 1957	
No. 16a	Paléomagnétisme et Variation Séculaire, Toronto 1957	Out of print
No. 16b	Aéronomie, Toronto 1957	Out of print
No. 16c	Rapid Magnetic Variations, Utrecht 1959	Out of print
No. 17	List of Resolutions	
No. 18	Geomagnetic Planetary Indices Kp, Ap and Cp, 1932 to 1961	
No. 19	Transactions of the Helsinki Meeting, 1960 and the Berkeley Meeting, 1963	
No. 20	List of Geomagnetic Observatories	
No. 21	Atlas of Indices K, 1. Text, 2. Figures	
No. 22	Description of Instruments	
No. 24	Program and Abstracts, St. Gall Meeting, 1967	
No. 25	Transactions of the St. Gall Meeting, 1967	
No. 26	Program and Abstracts, Madrid Meeting, 1969	
No. 27	Transaction of Madrid Meeting, 1969	
No. 28	World Magnetic Survey Report	
No. 29	Int. Geom. Reference Field, Grid Values 1970	
No. 30	Program and Abstracts, Moscow 1971	Out of print
No. 31	Transactions of the General Assembly, Moscow 1971	
No. 32a	Geomagnetic Data 1970	
No. 32b	Geomagnetic Data 1971	

Caractère Magnétique Numérique des Jours (from 1 January 1930 to 31 December 1939) and Caractère Magnétique Numérique des Jours pendant l'Année Polaire 1932 – 1933 (in complete sets only)

IAGA Symposium No. 1, Copenhagen, 1960
IAGA Symposium No. 2, Berkeley, 1963
IAGA Symposium No. 3, Pittsburgh, 1964
IAGA Symposium No. 4, Cambridge (Mass.), 1965
IAGA Symposium No. 5, Sao Paulo, Brazil
IAGA Symposium No. 6, Birkeland, Aurora and Magnetic Storms, 1967
IAGA Symposium No. 7, Upper Atmospheric Winds, Waves and Ionospheric Drifts, 1967
IAGA Symposium No. 8, Laboratory Measurements of Aeronomic Interest

PUBLICATIONS

by the

INTERNATIONAL ASSOCIATION OF GEOMAGNETISM AND AERONOMY

To be obtained from the IUGG Publications Office,
39 ter, rue Gay-Lussac, Paris (V)

No. 1	Organization, Minutes, and Proceedings of the Brussels Meeting, 1919	Out of print
No. 2	General Report of the Rome Meeting, 1922	Out of print
No. 3	Transactions of the Rome Meeting, 1922	
No. 4	General Report of the Madrid Meeting, 1924	Out of print
No. 5	Transactions of the Madrid Meeting, 1924	
No. 6	Preliminary Reports on Subjects of Investigation, 1926	Out of print
No. 7	Comptes Rendus de l'Assemblée de Prague, 1927	Out of print
No. 8	Comptes Rendus de l'Assemblée de Stockholm, 1930	
No. 9	Comptes Rendus de l'Assemblée de Lisbonne, 1933	
No. 10	Transactions of the Edinburgh Meeting, 1936	
No. 11	Transactions of the Washington Meeting, 1939	
No. 12	Geomagnetic Indices, C and K, 194C 1946	Out of print
No. 12a	Geomagnetic Indices, C and K, 1947	Out of print
No. 12b	Geomagnetic Indices, K and C, 1948	Out of print
No. 12c	Geomagnetic Indices, K and C, 1949	Out of print
No. 12d	Geomagnetic K-Indices, International Polar Year, August 1932 to 1933	
No. 12e	Geomagnetic Indices, K and C, 1950	Out of print
No. 12f	Geo nagnetic Indices, K and C, 1951	Out of print
No. 12g	Geomagnetic Indices, K and C, 1952	Out of print
No. 12h	Geomagnetic Indices, K and C, 1953	
No. 12i	Geomagnetic Indices, K and C, 1954	
No. 12j	Geomagnetic Indices, K and C, 1955	
No. 12k	Geomagnetic Indices, K and C, 1956	
No. 12l	Geomagnetic Data, 1957, Indices K and C, Rapid Variations	
No. 12m1	Geomagnetic Data, 1958, Indices K and C	
No. 12m2	Geomagnetic Data, 1958, Rapid Variations	
No. 12n1	Geomagnetic Data, 1959, Indices K and C	
No. 12n2	Geomagnetic Data, 1959, Rapid Variations	
No. 12o1	Geomagnetic Data, 1960, Indices K and C	
No. 12o2	Geomagnetic Data, 1960, Rapid Variations	
No. 12p1	Geomagnetic Data, 1961, Indices K and C	
No. 12p2	Geomagnetic Data, 1961, Rapid Variations	
No. 12q1	Geomagnetic Data, 1962, Indices K and C	
No. 12q2	Geomagnetic Data, 1962, Rapid Variations	
No. 12r1	Geomagnetic Data, 1963, Indices K and C	
No. 12r2	Geomagnetic Data, 1963, Rapid Variations	
No. 12s1	Geomagnetic Data, 1964, Indices K and C	
No. 12s2	Geomagnetic Data, 1964, Rapid Variations	
No. 12t1	Geomagnetic Data, 1965, Indices K and C	
No. 12t2	Geomagnetic Data, 1965, Rapid Variations	
No. 12u1	Geomagnetic Data, 1966, Indices K and C	
No. 12u2	Geomagnetic Data, 1966, Rapid Variations	
No. 12v1	Geomagnetic Data, 1967, Indices K and Ci	
No. 12v2	Geomagnetic Data, 1967, Rapid Variations	
No. 12w1	Geomagnetic Data, 1968, Indices K and Ci	
No. 12w2	Geomagnetic Data, 1968, Rapid Variations	
No. 12x1	Geomagnetic Data, 1969, Indices K and Ci	
No. 12x2	Geomagnetic Data, 1969, Rapid Variations	

(Continued inside back cover)